



Workforce Planning Board of Waterloo Wellington Dufferin

JOB DEMAND REPORT DECEMBER 2022

HIGHLIGHTS

JOB POSTINGS BY THE NUMBERS

POSTING COUNT	NEW THIS MONTH	COMPANIES	JOB BOARDS
16,810	7,843	4,716	36

OF DAYS POSTED

AVERAGE	MEDIAN
26.3	16

REPORT BUILDER

The default filter selection below will show all job demand data for the month. You can use the filters to create a customized report for the purpose of understanding a subset of the data.

OCCUPATION FILTERS

SKILL TYPE NAME / 1-DIGIT NOC	▼
MAJOR GROUP / 2-DIGIT NOC	▼
MINOR GROUP / 3-DIGIT NOC	▼
UNIT GROUP / 4-DIGIT NOC	▼
SKILL LEVEL	▼
JOB TYPE	▼
JOB DURATION	▼
ADDITIONAL LANGUAGE	▼
SPECIFIC JOB TAGS	▼

INDUSTRY/SECTOR FILTERS

HIRING SECTOR BY 2-DIGIT NAICS CODE	▼
HIRING SECTOR BY 3-DIGIT NAICS CODE	▼
HIRING SECTOR BY 4-DIGIT NAICS CODE	▼
HIRING SECTOR BY 5-DIGIT NAICS CODE	▼
HIRING SECTOR BY 6-DIGIT NAICS CODE	▼

OTHER FILTERS

MUNICIPALITY	▼
REGION	▼
JOB BOARD	▼

NOC = National Occupation Classification | NAICS = North American Industry Classification System

Page 1 of 20

Source:

Job posting data collected by the Workforce Planning Board of Waterloo Wellington Dufferin from job boards and employer websites who recruit candidates in Waterloo Region, Wellington County, Guelph, and Dufferin County.



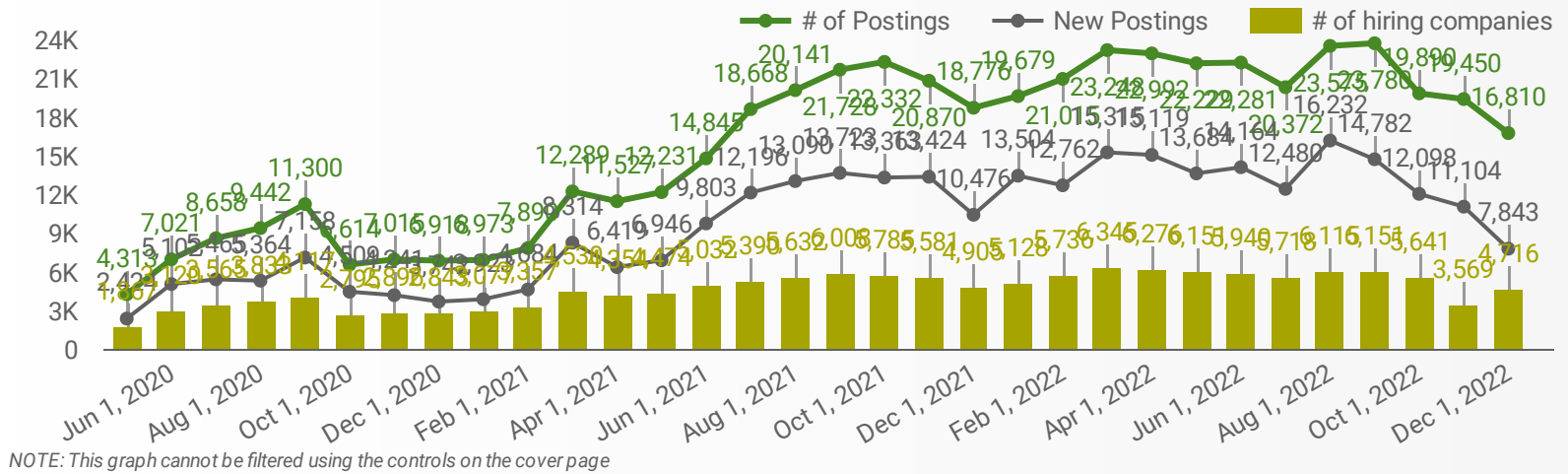
This Employment Ontario service is funded in part by the Government of Canada and the Government of Ontario.

Ce service Emploi Ontario est financé en partie par le gouvernement du Canada et le gouvernement de l'Ontario.



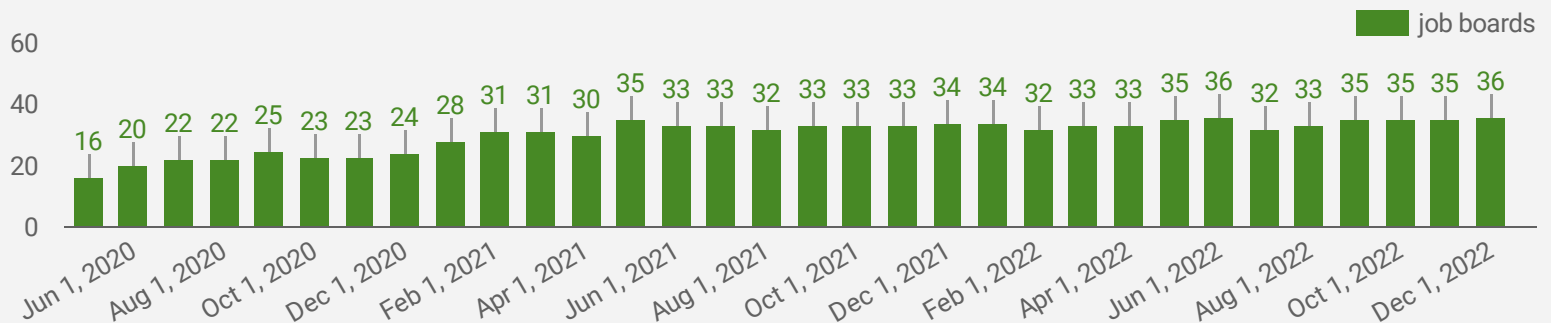
JOB POSTINGS BY MONTH FOR ALL REGIONS

How many job postings were active for at least 1 day this month?



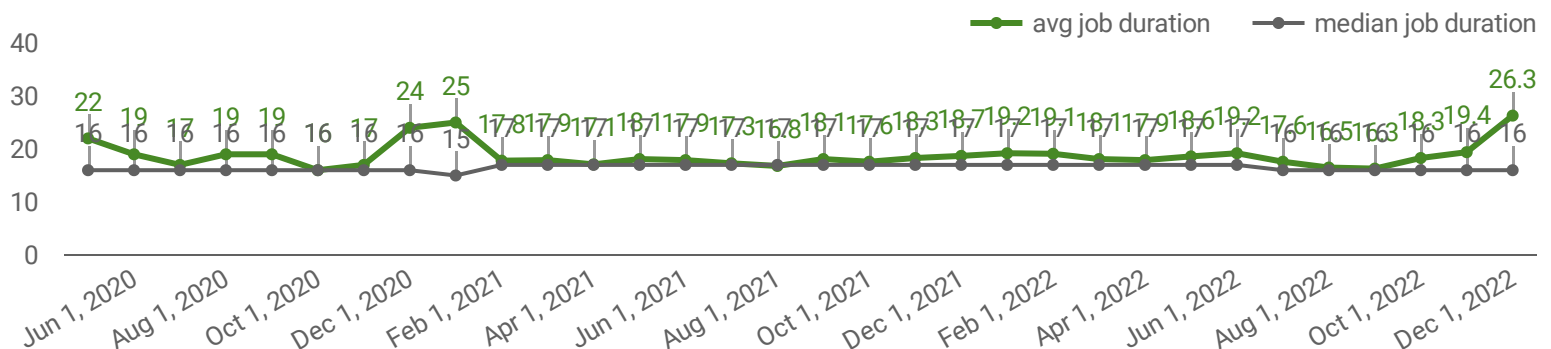
NUMBER OF ACTIVE JOB BOARDS

How many job postings were active for at least 1 day this month on these job boards?



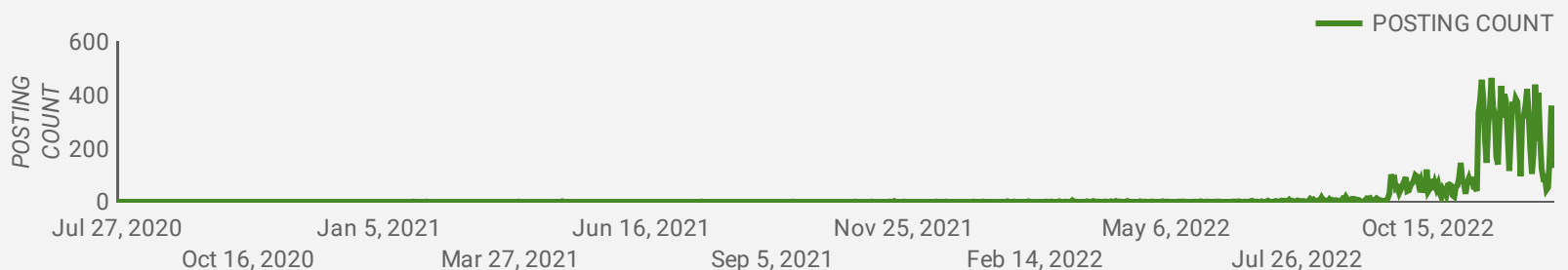
AVG & MEDIAN POSTING LENGTH BY DAYS

How long are employers having to recruit for to find candidates to fill their job vacancies?



POST DATE TIMELINE FOR THIS MONTH'S ACTIVE JOB POSTINGS

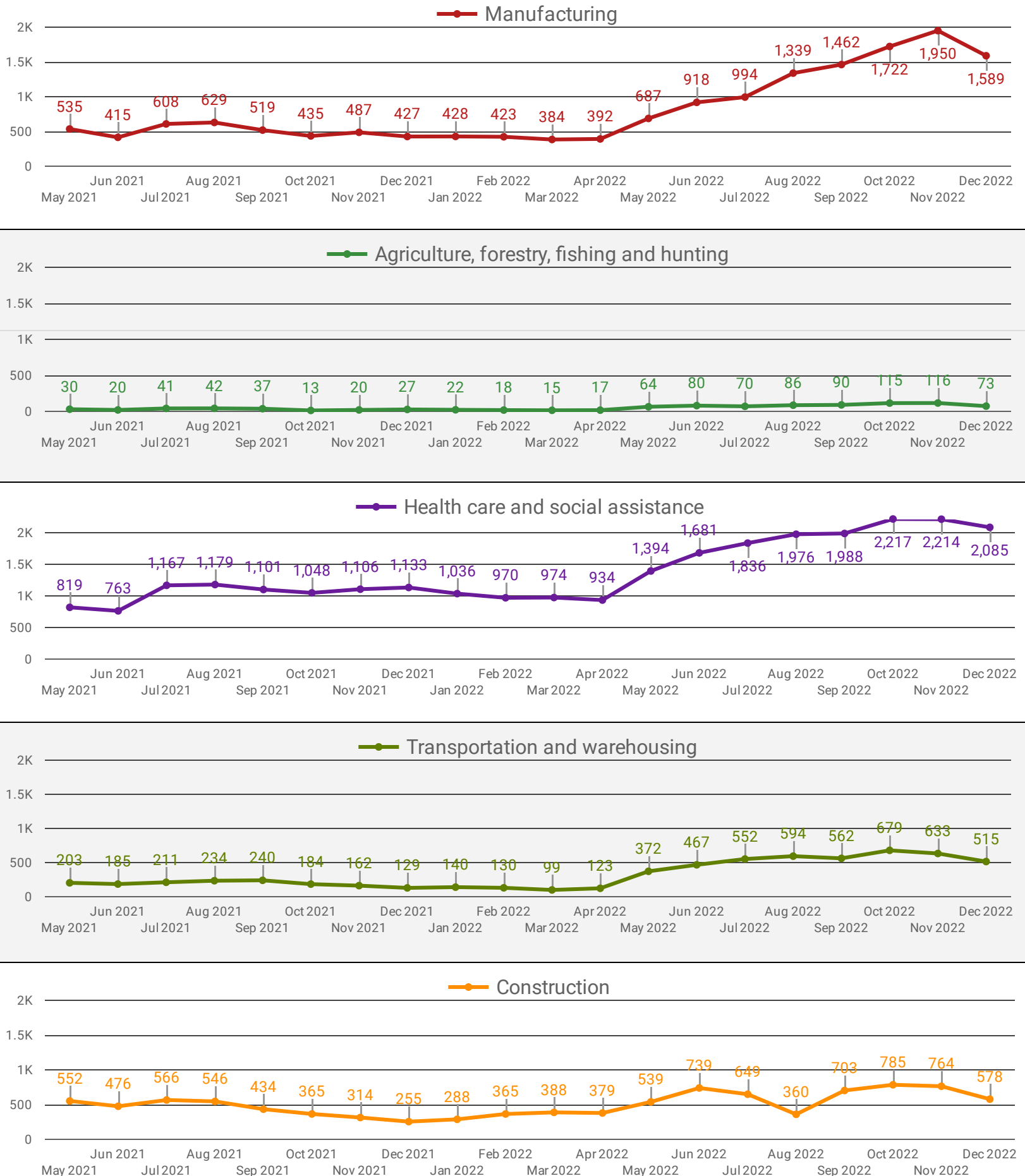
How many job postings were active for at least 1 day this month?





DEMAND BY KEY SECTOR (ALL REGIONS)

How many job postings were active for at least 1 day this month by sector?

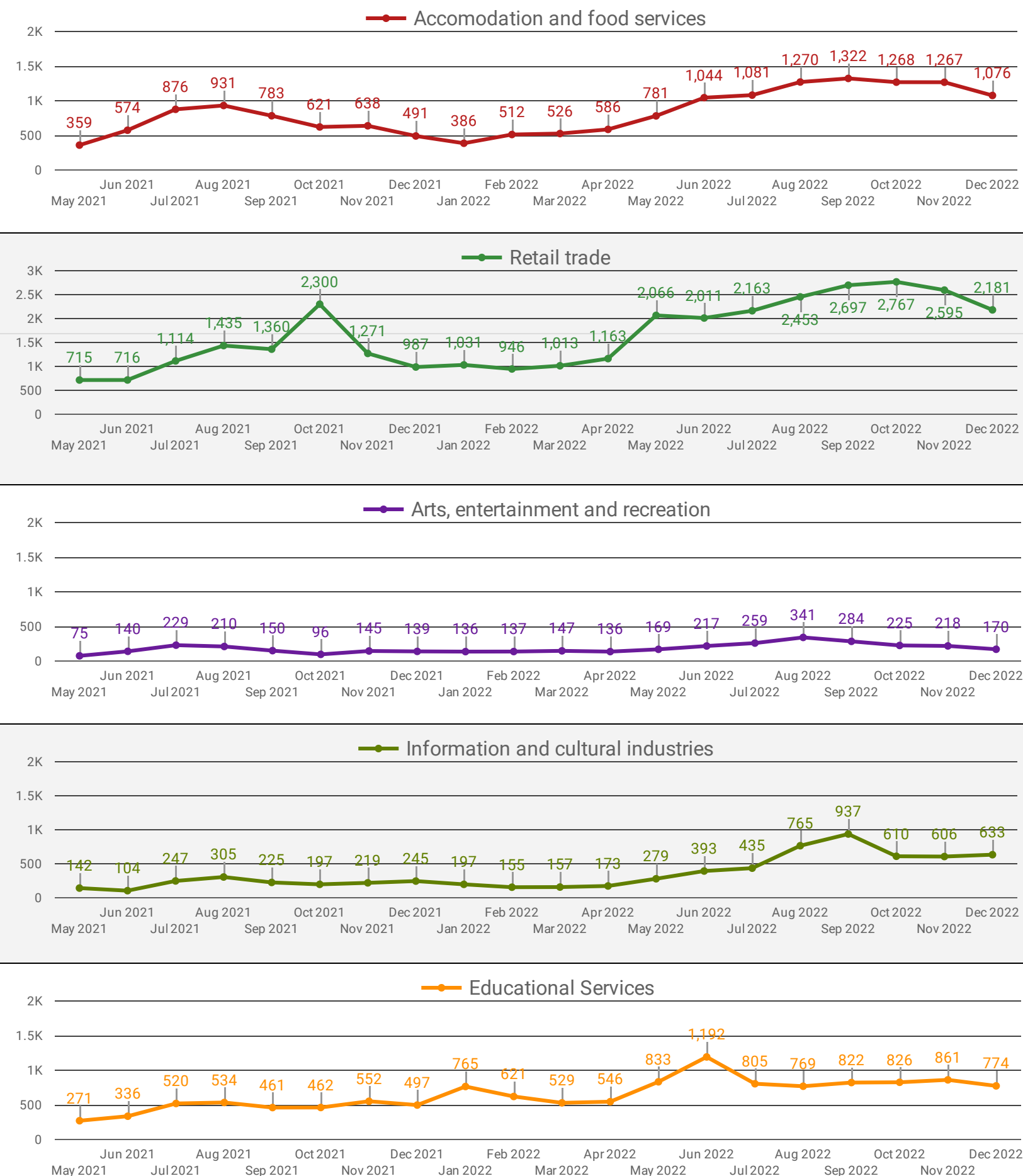


NOTE: This graph cannot be filtered using the controls on the cover page



DEMAND BY IMPACTED SECTOR (ALL REGIONS)

How many job postings were active for at least 1 day this month by sector?



NOTE: This graph cannot be filtered using the controls on the cover page



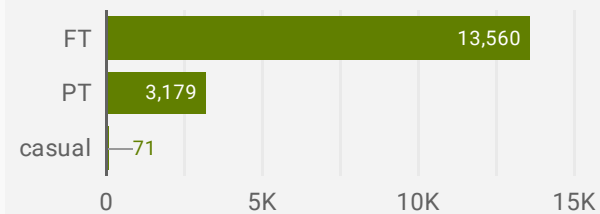
JOB POSTINGS BY COUNTY

How many job postings were active for at least 1 day this month?

	COUNTY	POSTING COUNT ▾	AVG POSTING LENGTH IN DAYS	MEDIAN POSTING LENGTH IN DAYS
1.	Waterloo Region	12,063	28.6	16
2.	City of Guelph	2,947	19.1	16
3.	Dufferin County	848	19.6	16
4.	Wellington County	729	25.0	16

JOB TYPE

Full-time vs Part-time



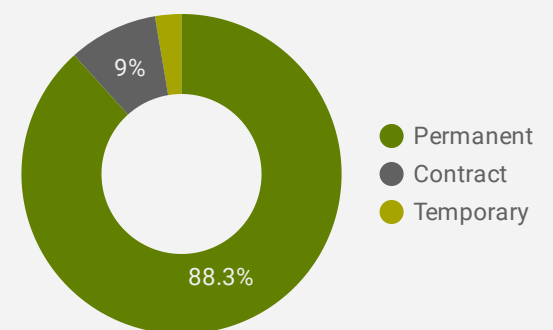
JOB POSTINGS BY MUNICIPALITY

Where are job opportunities being offered?

	MUNICIPALITY	POSTING COUNT ▾	AVG POSTING LENGTH IN DAYS	MEDIAN POSTING LENGTH IN DAYS
1.	City of Kitchener	4,450	29.5	16
2.	City of Waterloo	3,865	31.9	16
3.	City of Cambridge	2,980	23.2	16
4.	City of Guelph	2,947	19.1	16
5.	Town of Orangeville	678	19.9	16
6.	Woolwich Township	310	29.0	16
7.	Township of Centre Wellington	305	24.8	16
8.	Township of North Dumfries	231	25.1	16
9.	Township of Wilmot	187	28.6	16
10.	Township of Wellington North	142	27.0	16

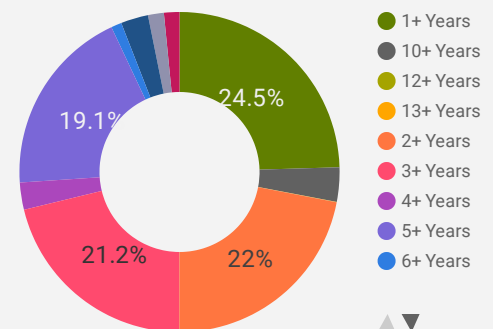
JOB DURATION

Permanency of jobs posted



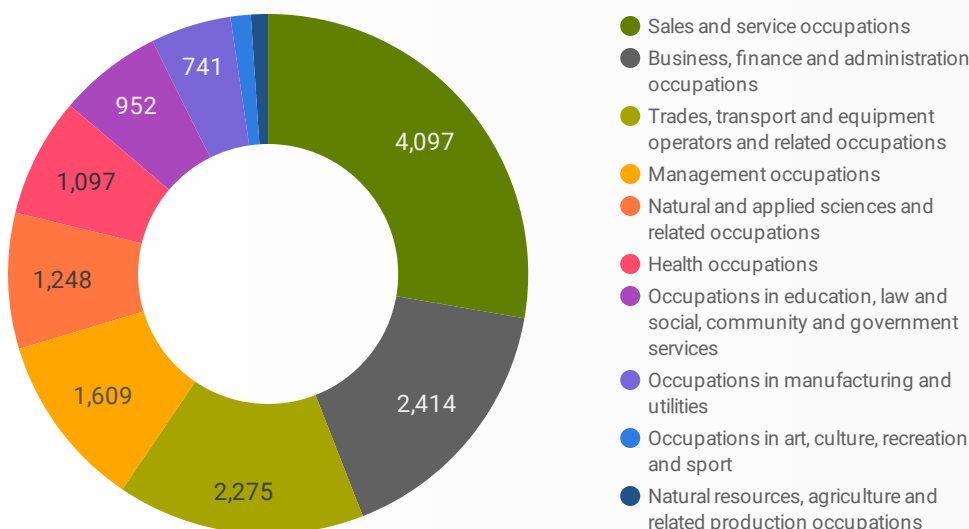
JOB EXPERIENCE

Job Postings by Experience Level Required



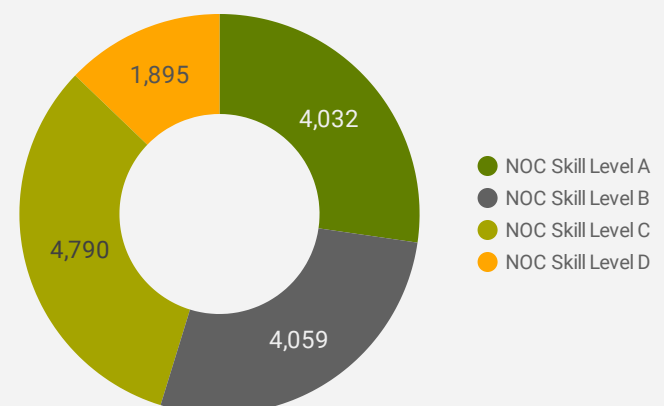
JOB POSTINGS BY JOB CATEGORY

What broad occupational category is being recruited?



JOB POSTINGS BY SKILL LEVEL

What education do occupations typically require?



Skill Level A = Usually University education | Skill Level B = Usually College education or Apprenticeship training | Skill Level C = Usually Secondary education or occupation-specific training | Skill Level D = Usually on-the-job training



TOP HIRING EMPLOYERS & AGENCIES

Who is hiring?

	COMPANY	COUNTY	POSTINGS COUNT ▾	AVG POSTING LENGTH IN DAYS	MEDIAN POSTING LENGTH IN DAYS
1.	Sun Life Financial	Waterloo Region	280	38.4	33
2.	Grand River Hospital	Waterloo Region	178	35.4	33
3.	OpenText Corporation	Waterloo Region	164	33.9	16
4.	University of Waterloo	Waterloo Region	158	24.7	16
5.	Randstad Canada	Waterloo Region	142	32.3	16
6.	Randstad Canada	City of Guelph	140	16.6	16
7.	Loblaw Companies Limited	Waterloo Region	125	38.0	24
8.	Manulife Financial	Waterloo Region	123	23.6	17
9.	Manulife	Waterloo Region	120	45.7	58
10.	Loblaw Companies Limited - Waterloo, ON	Waterloo Region	116	65.7	68
11.	Loblaw Companies	Waterloo Region	111	28.5	23
12.	Region of Waterloo	Waterloo Region	90	16.3	16
13.	Homewood Health	City of Guelph	90	17.4	16
14.	ATS Automation Tooling Systems Inc.	Waterloo Region	82	16.0	16
15.	Sun Life	Waterloo Region	82	16.0	16
16.	St. Mary's General Hospital	Waterloo Region	80	15.9	16
17.	Adzuna	Waterloo Region	75	null	null
18.	Grand River Hospital Corp.	Waterloo Region	75	16.0	16
19.	Sun Life Financial Inc.	Waterloo Region	75	16.0	16
20.	WATERLOO REGION DISTRICT SCHOOL BOARD	Waterloo Region	73	10.5	3
21.	Cambridge Memorial Hospital	Waterloo Region	73	30.4	16
22.	Upper Grand District School Board	City of Guelph	72	8.1	8
23.	Conestoga College	Waterloo Region	69	16.4	16
24.	Loblaw Companies Ltd.	Waterloo Region	68	16.0	16
25.	401 Auto	Waterloo Region	66	15.1	15
26.	Revera Inc.	Waterloo Region	64	16.2	16
27.	Linamar Corporation	City of Guelph	61	15.6	16
28.	Manpower	Waterloo Region	59	20.4	16
29.	University of Guelph	City of Guelph	57	18.9	16
30.	Revera	Waterloo Region	56	27.2	14
31.	Home Depot Canada	Waterloo Region	54	19.0	16



TOP HOURLY WAGES IN JOB POSTINGS

What are employers willing to pay to find the perfect candidate?

of Minimum Wage Jobs
331

	JOB TITLE	COMPANY	LOCATION	HOURLY WAGE ▾
1.	Tool Crib Attendant Cordinator	Spartec Composites Inc.	Woolwich Township	301 <div></div>
2.	Chiropractor - Orangeville, On	Canadian Centre for Physiotherapy and Wellness	City of Guelph	150 <div></div>
3.	Dentist	Wellington Dufferin Guelph Public Health	Town of Orangeville	120 <div></div>
4.	Social Worker - Child And Adolescent Focus	Dr. Kathy Smolewska, C.Psych. & Associates	City of Waterloo	120 <div></div>
5.	Santa Claus Impersonator	Enchanted Entertainment	#N/A	100 <div></div>
6.	Santa Claus Performers	Enchanted Entertainment	#N/A	100 <div></div>
7.	Av Technician	Auxe	#N/A	100 <div></div>
8.	Counsellor And Psychotherapist	EMDR KW Counselling	City of Waterloo	100 <div></div>
9.	Accounting Manager	Dean Group	City of Guelph	85 <div></div>
10.	Speech Language Pathologist - Virtual	The Speech Associates - VIRTUAL	#N/A	85 <div></div>
11.	System Administrator	Source Code	City of Cambridge	80 <div></div>
12.	Handyman/woman/maintenance	Serveased	#N/A	80 <div></div>
				1 - 100 / 4566 < >

TOP SALARIES IN JOB POSTINGS

What are employers willing to pay to find the perfect candidate?

	JOB TITLE	COMPANY	LOCATION	ANNUAL SALARY ▾
1.	Real Estate Agent	Certainli Realty	#N/A	350,000 <div></div>
2.	Associate Dentist	Bisson Dentistry	City of Guelph	350,000 <div></div>
3.	Class Az Regional Owner Operators	Adzuna	City of Kitchener	330,000 <div></div>
4.	Associate Dentist	Woodlawn Dental Practice	City of Guelph	317,659 <div></div>
5.	Associate Dentist	Cambridge Smiles Family Dentistry	City of Cambridge	307,668 <div></div>
6.	family Physician	Wolfe & Castle	Town of Orangeville	300,000 <div></div>
7.	Pediatrician	Woodlawn Kids Dental	City of Guelph	300,000 <div></div>
8.	Outside Sales	HRC INC	#N/A	300,000 <div></div>
9.	Physician, Family	Hopeton Medical Centre Inc.	City of Cambridge	300,000 <div></div>
10.	Family Physician	Orangeville Pharmacy	Town of Orangeville	300,000 <div></div>
11.	Faculty Position In Sustainable Corporate Accounting Or	University of Waterloo	City of Waterloo	270,000 <div></div>
				1 - 100 / 5573 < >

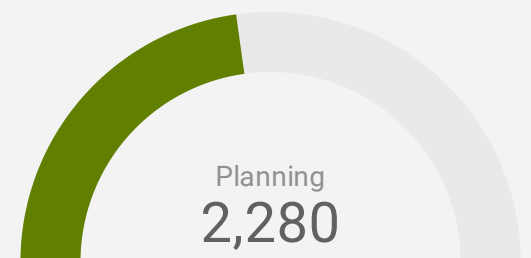
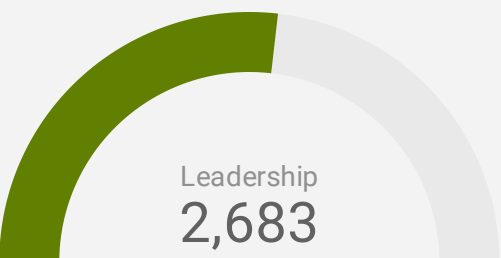
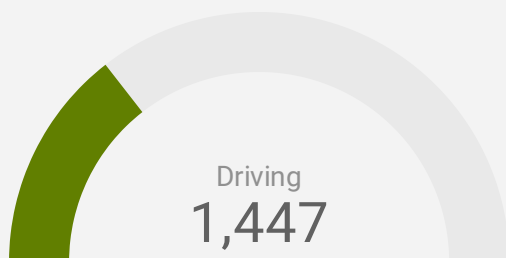
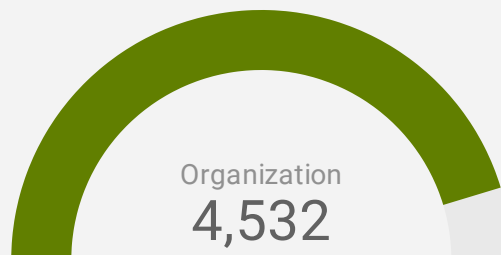
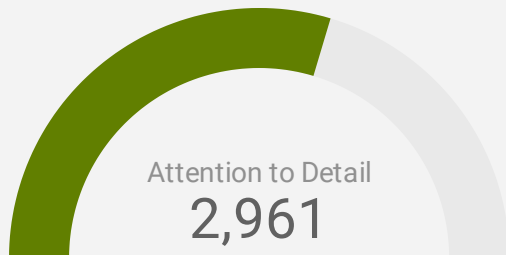
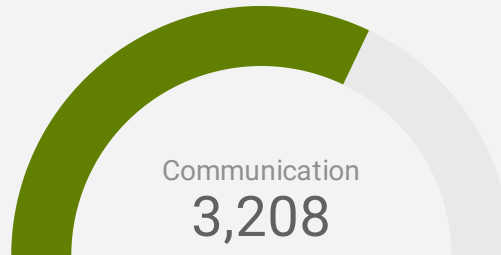
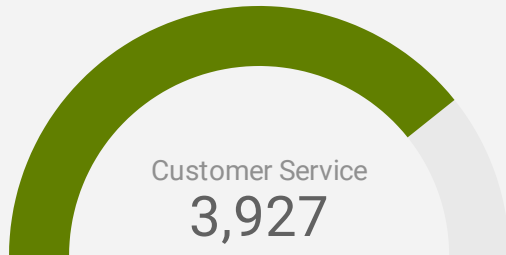


TOP IN-DEMAND SKILLS

How many times were these skills found in job postings?

ACTIVE JOB POSTINGS THIS MONTH

16,810

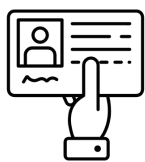


KEY JOB REQUIREMENTS

How often are these requirements desired in job postings?

ACTIVE JOB POSTINGS THIS MONTH

6,697



Driver's License
2,799



First Aid
651



Regular Access to a Vehi
511



Criminal Record Check
753



Microsoft Office
1,265



Food Safety
360



TOP OCCUPATIONS BY SKILL, FREQUENCY & DURATION

What jobs are in-demand and/or hard to fill?

	4 DIGIT NOC	4 DIGIT NOC NAME	SKILL LEVEL	POSTING COUNT	AVG POSTING LENGTH IN DAYS	MEDIAN POSTING LENGTH IN DAYS
1.	6421	Retail salespersons	NOC Skill Level C	688	29.2	16
2.	7452	Material handlers	NOC Skill Level C	570	22.0	16
3.	6552	Other customer and information services representatives	NOC Skill Level C	507	28.9	16
4.	6622	Store shelf stockers, clerks and order fillers	NOC Skill Level D	370	35.1	22
5.	0621	Retail and wholesale trade managers	NOC Skill Level A	356	31.4	16
6.	7514	Delivery and courier service drivers	NOC Skill Level C	346	22.3	16
7.	6711	Food counter attendants, kitchen helpers and related support occupations	NOC Skill Level D	315	22.6	16
8.	6322	Cooks	NOC Skill Level B	307	25.7	16
9.	1241	Administrative assistants	NOC Skill Level B	269	25.6	16
10.	7511	Transport truck drivers	NOC Skill Level C	252	21.7	16
11.	1221	Administrative officers	NOC Skill Level B	239	21.4	16
12.	3012	Registered nurses and registered psychiatric nurses	NOC Skill Level A	231	28.0	16
13.	6731	Light duty cleaners	NOC Skill Level D	227	20.9	16
14.	4412	Home support workers, housekeepers and related occupations	NOC Skill Level C	219	24.7	16
15.	2173	Software engineers and designers	NOC Skill Level A	202	41.3	35
16.	4212	Social and community service workers	NOC Skill Level B	180	18.1	16
17.	3233	Licensed practical nurses	NOC Skill Level B	179	24.9	16
18.	9619	Other labourers in processing, manufacturing and utilities	NOC Skill Level D	177	26.5	16
19.	2174	Computer programmers and interactive media developers	NOC Skill Level A	159	50.6	55
20.	6733	Janitors, caretakers and building superintendents	NOC Skill Level D	147	20.4	16
21.	0111	Financial managers	NOC Skill Level A	141	26.6	16
22.	6541	Security guards and related security service occupations	NOC Skill Level C	138	22.5	16
23.	6311	Food service supervisors	NOC Skill Level B	138	53.3	29
24.	1123	Professional occupations in advertising, marketing and public relations	NOC Skill Level A	136	28.0	16
25.	6411	Sales and account representatives - wholesale trade (non-technical)	NOC Skill Level C	133	26.0	16
26.	1521	Shippers and receivers	NOC Skill Level C	129	22.7	16
27.	3413	Nurse aides, orderlies and patient service associates	NOC Skill Level C	126	23.9	16
28.	0631	Restaurant and food service managers	NOC Skill Level A	126	27.7	16
29.	1112	Financial and investment analysts	NOC Skill Level A	125	32.3	16



JOB POSTINGS BY 3-DIGIT NATIONAL OCCUPATION CLASSIFICATION

What jobs are hard to fill and/or in-demand?

	3 DIGIT NOC	3 DIGIT NOC NAME	SKILL LEVEL	POSTING COUNT ▾	AVG POSTING LENGTH IN DAYS	MEDIAN POSTING LENGTH IN DAYS
1.	642	Retail salespersons	NOC Skill Level C	688	29.2	16
2.	751	Motor vehicle and transit drivers	NOC Skill Level C	621	22.9	16
3.	745	Longshore workers and material handlers	NOC Skill Level C	571	21.9	16
4.	655	Customer and information services representatives	NOC Skill Level C	561	28.8	16
5.	217	Computer and information systems professionals	NOC Skill Level A	554	41.5	35
6.	662	Other sales support and related occupations	NOC Skill Level D	484	35.8	23.5
7.	122	Administrative and regulatory occupations	NOC Skill Level B	464	27.2	16
8.	673	Cleaners	NOC Skill Level D	449	20.9	16
9.	632	Chefs and cooks	NOC Skill Level B	373	27.6	16
10.	062	Retail and wholesale trade managers	NOC Skill Level A	356	31.4	16
11.	111	Auditors, accountants and investment professionals	NOC Skill Level A	326	31.5	16
12.	124	Office administrative assistants - general, legal and medical	NOC Skill Level B	321	25.4	16
13.	112	Human resources and business service professionals	NOC Skill Level A	318	31.3	16
14.	671	Food counter attendants, kitchen helpers and related support occupations	NOC Skill Level D	315	22.6	16
15.	421	Paraprofessional occupations in legal, social, community and education services	NOC Skill Level B	300	18.5	16
16.	011	Senior managers - construction, transportation, production and utilities	NOC Skill Level A	280	27.2	16
17.	152	Supply chain logistics, tracking and scheduling co-ordination occupations	NOC Skill Level C	271	22.9	16
18.	961	Labourers in processing, manufacturing and utilities	NOC Skill Level D	271	25.9	16
19.	341	Assisting occupations in support of health services	NOC Skill Level C	251	22.6	16
20.	441	Home care providers and educational support occupations	NOC Skill Level C	249	24.4	16
21.	301	Professional occupations in nursing	NOC Skill Level A	237	28.1	16
22.	323	Other technical occupations in health care	NOC Skill Level B	230	25.6	16
23.	141	General office workers	NOC Skill Level C	210	20.2	16
24.	143	Financial, insurance and related administrative support workers	NOC Skill Level C	183	21.7	16
25.	012	Senior managers - construction, transportation, production and utilities	NOC Skill Level A	182	34.3	16
26.	631	Service supervisors	NOC Skill Level B	169	43.5	16
27.	723	Machining, metal forming, shaping and erecting trades	NOC Skill Level B	167	28.9	16
28.	321	Medical technologists and technicians (except dental health)	NOC Skill Level B	160	28.8	16



JOB POSTINGS BY 2-DIGIT NATIONAL OCCUPATION CLASSIFICATION

What jobs are hard to fill and/or in-demand?

	2 DIGIT NOC	2 DIGIT NOC NAME	SKILL LEVEL	POSTING COUNT ▾	AVG POSTING LENGTH IN DAYS	MEDIAN POSTING LENGTH IN DAYS
1.	65	Service representatives and other customer and personal services occupations	NOC Skill Level C	945	26.6	16
2.	21	Professional occupations in natural and applied sciences	NOC Skill Level A	890	39.9	35
3.	12	Administrative and financial supervisors and administrative occupations	NOC Skill Level B	867	26.4	16
4.	64	Sales representatives and salespersons - wholesale and retail trade	NOC Skill Level C	821	28.6	16
5.	67	Service support and other service occupations, n.e.c.	NOC Skill Level D	796	21.5	16
6.	75	Transport and heavy equipment operation and related maintenance occupations	NOC Skill Level C	688	22.7	16
7.	11	Professional occupations in business and finance	NOC Skill Level A	644	31.4	16
8.	63	Service supervisors and specialized service occupations	NOC Skill Level B	640	31.3	16
9.	06	Middle management occupations in retail and wholesale trade and customer services	NOC Skill Level A	637	30.9	16
10.	74	Other installers, repairers and servicers and material handlers	NOC Skill Level C	615	21.8	16
11.	66	Sales support occupations	NOC Skill Level D	600	35.7	23
12.	72	Industrial, electrical and construction trades	NOC Skill Level B	515	28.3	16
13.	01	Senior managers - construction, transportation, production and utilities	NOC Skill Level A	462	29.8	16
14.	32	Technical occupations in health	NOC Skill Level B	424	26.7	16
15.	14	Office support occupations	NOC Skill Level C	422	21.0	16
16.	22	Technical occupations related to natural and applied sciences	NOC Skill Level B	358	30.3	16
17.	73	Maintenance and equipment operation trades	NOC Skill Level B	342	29.1	16
18.	15	Distribution, tracking and scheduling co-ordination occupations	NOC Skill Level C	321	22.7	16
19.	94	Processing and manufacturing machine operators and related production workers	NOC Skill Level C	310	21.9	16
20.	42	Paraprofessional occupations in legal, social, community and education services	NOC Skill Level B	300	18.5	16
21.	62	Retail sales supervisors and specialized sales occupations	NOC Skill Level B	295	30.5	16
22.	96	Labourers in processing, manufacturing and utilities	NOC Skill Level D	271	25.9	16
23.	44	Care providers and educational, legal and public protection support occupations	NOC Skill Level C	255	24.4	16
24.	34	Assisting occupations in support of health services	NOC Skill Level C	251	22.6	16
25.	41	Professional occupations in law and social, community and government services	NOC Skill Level A	250	25.2	16
26.	30	Professional occupations in nursing	NOC Skill Level A	237	28.1	16
					1 - 46 / 46	< >



MULTILINGUAL JOB POSTINGS BY THE NUMBERS

ACTIVE POSTINGS
1,304

NEW POSTINGS
1

COMPANIES
665

LANGUAGES
9

OF DAYS POSTED

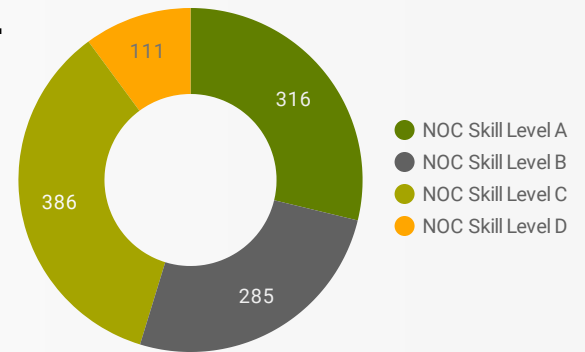
AVERAGE
22.7

MEDIAN
16

MULTILINGUAL JOB POSTINGS BY SKILL LEVEL

What language skills are employers looking for by occupational skill level?

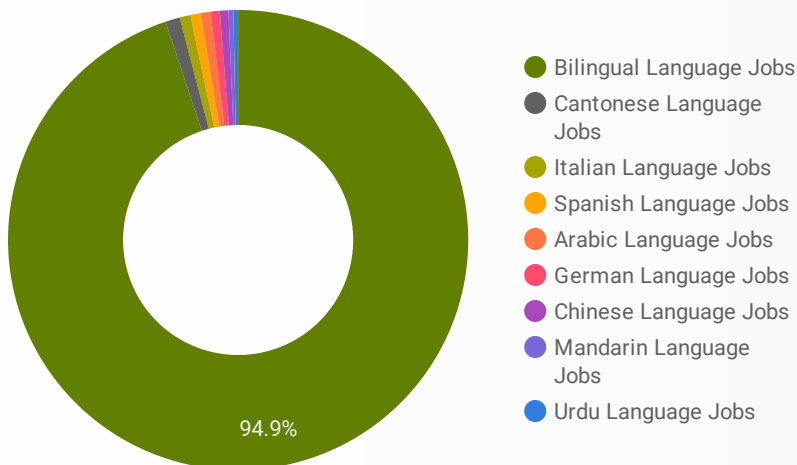
- 316** Skill Level A - Management/ Professional Occupations usually requiring University
- 285** Skill Level B - Usually college education or apprenticeship training
- 386** Skill Level C - Usually secondary education or occupation-specific training
- 111** Skill Level D - Usually on-the-job training



LANGUAGES	NOC Skill Level A		NOC Skill Level B		NOC Skill Level C		NOC Skill Level D	
Bilingual Language...	300		262		372		108	
Spanish Language...	6		4		1			
Cantonese Langua...	2		2		4		1	
German Language ...	2		4		1		1	
Chinese Language ...	1		2		3		1	
Italian Language J...			4		2			
Arabic Language J...	2		1		1			

LANGUAGE SKILLS BREAKDOWN

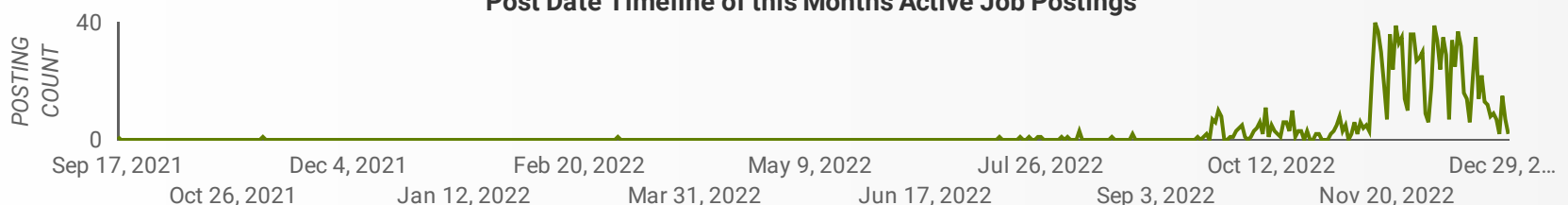
Which kinds of language skills do employers seek?



LANGUAGES		POSTING COUNT
1.	Bilingual Language Jobs	1,234
2.	Spanish Language Jobs	13
3.	Cantonese Language Jobs	11
4.	German Language Jobs	10
5.	Italian Language Jobs	9
6.	Arabic Language Jobs	8

1 - 9 / 9

Post Date Timeline of this Month's Active Job Postings





LANGUAGE SKILLS BEING RECRUITED BY JOB CATEGORY

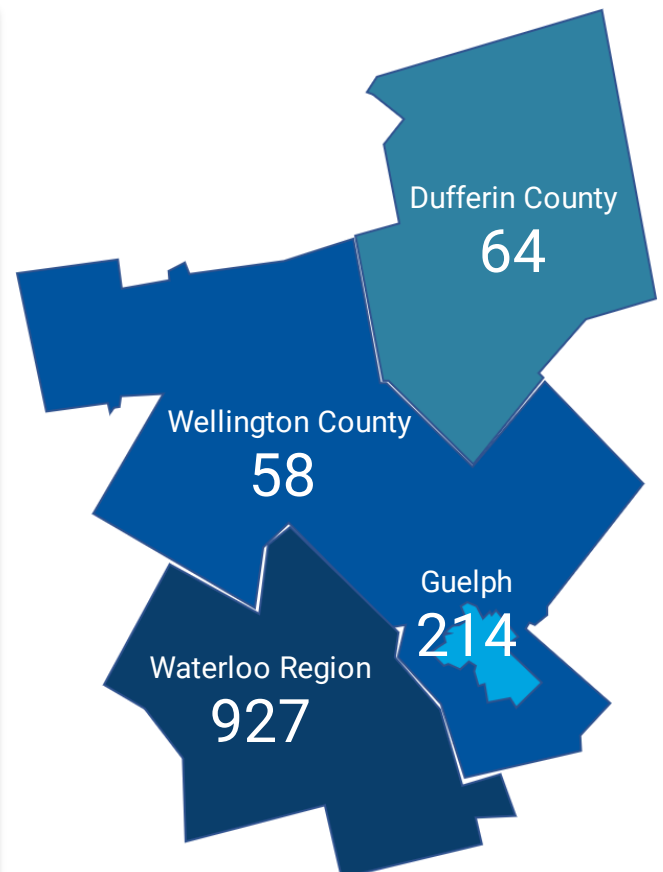
What language skills are sought by 1-Digit NOC?

BROAD OCCUPATIONAL CATEGORY	Bilingual ...	Spanish ...	Cantones...	German ...	Chinese ...	Italian La...	Grand total
Business, finance and administration occu...	272		1	1	4	1	288
Health occupations	50				1		52
Management occupations	112	3	2	1	1		119
Natural and applied sciences and related o...	54	6		1			61
Natural resources, agriculture and related ...	8						8
Occupations in art, culture, recreation and ...	17						17
Occupations in education, law and social, ...	81	1					84
Occupations in manufacturing and utilities	38						38
Sales and service occupations	310	1	6	3	1	5	329
Trades, transport and equipment operator...	100			2			102
Grand total	1,042	11	9	8	7	6	1,098

MULTILINGUAL JOB POSTINGS BY MUNICIPALITY

What language skills are sought by 4-Digit NOC?

MUNICIPALITY	JOB LANGUAGES ▼	AVG POSTING LENGTH IN DAYS	MEDIAN POSTING LENGTH IN DAYS
1. City of Waterloo	400	31.9	16
2. City of Kitchener	239	29.5	16
3. City of Cambridge	235	23.2	16
4. City of Guelph	214	19.1	16
5. Town of Orangeville	51	19.9	16
6. Woolwich Township	32	29.0	16
7. Township of Centre Wellington	25	24.8	16
8. Township of Wellington North	18	27.0	16
9. Township of Wilmot	12	28.6	16
10. Town of Shelburne	10	16.9	16
11. Puslinch Township	8	20.2	16
12. Township of North Dumfries	7	25.1	16
13. Town of Frin	5	24.3	16





LANGUAGE DEMAND BY JOB

What language skills are sought by 4-Digit NOC?

4 DIGIT NOC NAME		POSTINGS ▾
1.	Other customer and information services re...	88
2.	Retail salespersons	46
3.	Administrative assistants	35
4.	Administrative officers	35
5.	Food counter attendants, kitchen helpers an...	30
6.	Professional occupations in advertising, ma...	27
7.	Cooks	26
8.	Retail and wholesale trade managers	25
9.	Delivery and courier service drivers	25
10.	Secondary school teachers	22
11.	Material handlers	21
12.	Corporate sales managers	18
13.	Light duty cleaners	17
14.	Professional occupations in business mana...	16
15.	Transport truck drivers	15
16.	Social and community service workers	15
17.	Financial auditors and accountants	15
18.	Accounting and related clerks	15
19.	Sales and account representatives - wholes...	14
20.	Receptionists	13
21.	Other sales related occupations	13
22.	Human resources professionals	12
23.	Home support workers, housekeepers and r...	12
24.	Janitors, caretakers and building superinten...	11
25.	Chefs	11
26.	Advertising, marketing and public relations ...	10
27.	Registered nurses and registered psychiatri...	10
28.	Insurance underwriters	10
29.	Human resources and recruitment officers	9
30.	Shippers and receivers	8
31.	Plastics processing machine operators	8
32.	Manufacturing managers	8
1 - 100 / 200		< >

MULTILINGUAL HIRING EMPLOYERS

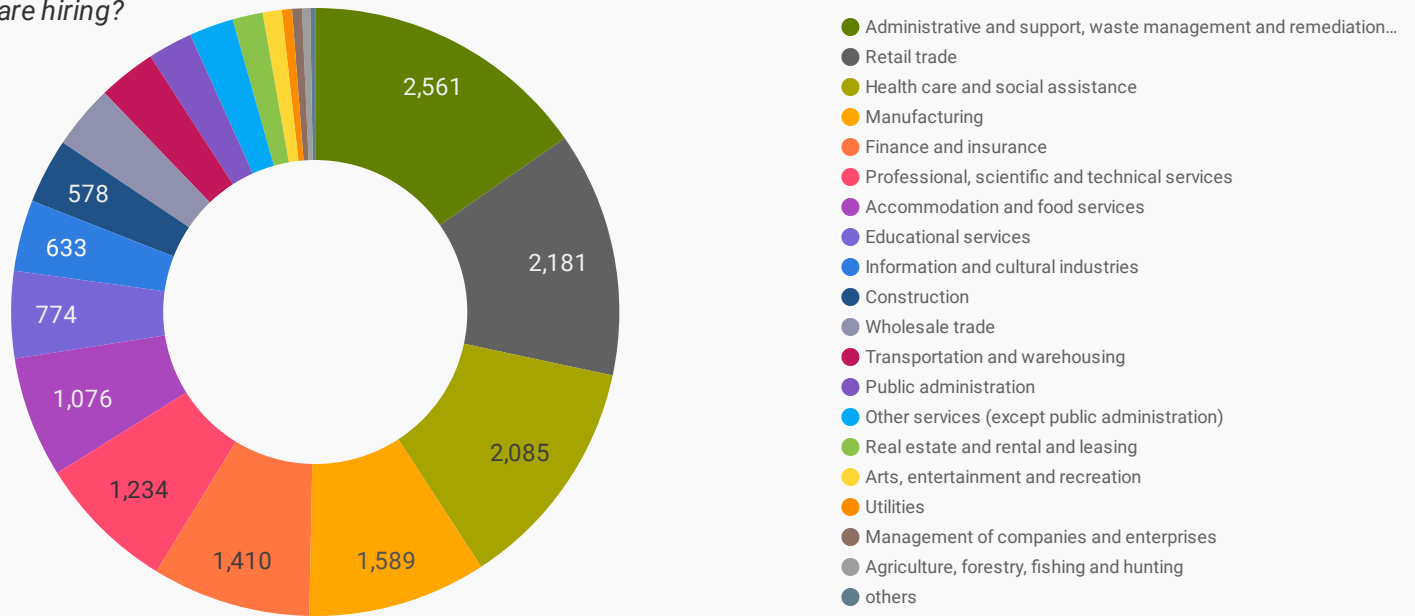
Which employers are seeking multilingual candidates?

COMPANY		POSTINGS ▾
1.	Sun Life Financial	82
2.	Sun Life	32
3.	Manulife Financial	19
4.	OpenText Corporation	17
5.	Manulife	16
6.	Sun Life Financial Inc.	16
7.	Eco Residential Roofs & Commerical Shelters Inc.	15
8.	Intuit	14
9.	Upper Grand District School Board	14
10.	Home and Community Care Support Services	13
11.	WATERLOO REGION DISTRICT SCHOOL BOARD	13
12.	Farm Boy Inc.	13
13.	The Co-operators	12
14.	Ontario Teachers Insurance Plan (OTIP)	12
15.	Septodont	12
16.	Exterior Financial Group Inc.	11
17.	FinanciÃ`re Sun Life	10
18.	Definity Financial Corporation	10
19.	Apple	9
20.	The Equitable Life Insurance Company of Canada	8
21.	Farm Boy	8
22.	Various Ministries	8
23.	BDO Canada	7
24.	PwC	7
25.	NAVBLUE, an Airbus Company	6
26.	Liquor Control Board of Ontario	6
27.	AES Better Jobs	6
28.	Home Service Solutions	6
29.	Flynn Canada Ltd.	5
30.	Superior Facility Services	5
1 - 50 / 665		< >



TOP HIRING SECTORS BY 2-DIGIT NAICS CODE

What sectors are hiring?



	2-DIGIT NAICS LABEL	NAICS CODE	POSTING COUNT	AVG POSTING LENGTH IN DAYS	MEDIAN POSTING LENGTH IN DAYS
1.	Administrative and support, waste management and remediation services	56	2,561	24.1	16
2.	Retail trade	44-45	2,181	30.5	16
3.	Health care and social assistance	62	2,085	22.7	16
4.	Manufacturing	31-33	1,589	24.0	16
5.	Finance and insurance	52	1,410	31.0	16
6.	Professional, scientific and technical services	54	1,234	29.1	16
7.	Accommodation and food services	72	1,076	25.8	16
8.	Educational services	61	774	18.9	16
9.	Information and cultural industries	51	633	36.1	16
10.	Construction	23	578	26.1	16
11.	Wholesale trade	41	569	25.4	16
12.	Transportation and warehousing	48-49	515	25.1	16
13.	Public administration	91	397	23.5	16
14.	Other services (except public administration)	81	394	23.2	16
15.	Real estate and rental and leasing	53	269	26.1	16
16.	Arts, entertainment and recreation	71	170	19.0	16
17.	Utilities	22	90	19.8	16
18.	Management of companies and enterprises	55	87	46.5	58
19.	Agriculture, forestry, fishing and hunting	11	73	20.1	16
20.			26	19.9	16

NOTE: NAICS code 56 includes Employment Agencies. Manufacturing includes codes 31-33, Retail Trade includes codes 44-45 and Transportation and Warehousing includes codes 48-49.



TOP HIRING SECTORS BY 3-DIGIT NAICS CODE

What sectors are hiring?

	3-DIGIT NAICS LABEL	NAICS CODE	POSTING COUNT ▾	AVG POSTING LENGTH IN DAYS	MEDIAN POSTING LENGTH IN DAYS
1.	Administrative and support services	561	2,457	23.9	16
2.	Professional, scientific and technical services	541	1,234	29.1	16
3.	Insurance carriers and related activities	524	1,040	32.2	16
4.	Food services and drinking places	722	943	26.3	16
5.	Educational services	611	774	18.9	16
6.	Food and beverage stores	445	749	38.4	30
7.	Ambulatory health care services	621	682	21.4	16
8.	Nursing and residential care facilities	623	606	22.4	16
9.	Hospitals	622	514	25.0	16
10.	Specialty trade contractors	238	360	24.2	16
11.	Machinery manufacturing	333	319	21.7	16
12.	Credit intermediation and related activities	522	310	28.5	16
13.	Local, municipal and regional public administration	913	302	18.6	16
14.	Social assistance	624	283	21.6	16
15.	Truck transportation	484	283	24.7	16
16.	Food manufacturing	311	250	25.4	16
17.	Data processing, hosting, and related services	518	235	32.2	16
18.	Fabricated metal product manufacturing	332	216	22.5	16
19.	Clothing and clothing accessories stores	448	209	28.1	16
20.	Building material and garden equipment and supplies dealers	444	207	20.3	16
21.	Health and personal care stores	446	201	31.5	16
22.	Motor vehicle and parts dealers	441	185	22.1	16
23.	Miscellaneous store retailers	453	176	24.1	16
24.	Construction of buildings	236	170	30.8	16
25.	Building material and supplies merchant wholesalers	416	166	26.3	16
26.	General merchandise stores	452	158	29.5	19.5
27.	Real estate	531	153	25.0	16
28.	Publishing industries (except Internet)	511	145	46.0	35
29.	Personal and laundry services	812	141	21.5	16
30.	Amusement, gambling and recreation industries	713	140	17.4	16
31.	Accommodation services	721	133	22.4	16



TOP HIRING SECTORS BY 4-DIGIT NAICS CODE

What sectors are hiring?

	4-DIGIT NAICS LABEL	NAICS CODE	POSTING COUNT ▾	AVG POSTING LENGTH IN DAYS	MEDIAN POSTING LENGTH IN DAYS
1.	Employment services	5613	1,935	24.2	16
2.	Full-service restaurants and limited-service eating places	7225	866	27.2	16
3.	Insurance carriers	5241	846	33.4	17
4.	Grocery stores	4451	669	38.7	30
5.	General medical and surgical hospitals	6221	511	25.0	16
6.	Community care facilities for the elderly	6233	443	24.0	16
7.	Architectural, engineering and related services	5413	352	24.2	16
8.	Other local, municipal and regional public administration	9139	297	18.7	16
9.	Services to buildings and dwellings	5617	293	20.4	16
10.	Elementary and secondary schools	6111	273	11.2	8
11.	Universities	6113	266	22.6	16
12.	Computer systems design and related services	5415	244	39.3	35
13.	Management, scientific and technical consulting services	5416	244	27.2	16
14.	Data processing, hosting, and related services	5182	235	32.2	16
15.	General freight trucking	4841	233	25.8	16
16.	Depository credit intermediation	5221	216	33.0	17
17.	Home health care services	6216	213	20.0	16
18.	Health and personal care stores	4461	201	31.5	16
19.	Other general-purpose machinery manufacturing	3339	201	17.4	16
20.	Building material and supplies dealers	4441	200	20.3	16
21.	Agencies, brokerages and other insurance related activities	5242	194	26.9	16
22.	Clothing stores	4481	173	29.3	16
23.	Investigation and security services	5616	159	26.6	16
24.	Accounting, tax preparation, bookkeeping and payroll services	5412	156	30.9	16
25.	Building equipment contractors	2382	152	20.5	16
26.	Software publishers	5112	138	45.9	35
27.	Offices of other health practitioners	6213	136	20.9	16
28.	Individual and family services	6241	135	20.7	16
29.	Automobile dealers	4411	129	21.7	16
30.	Traveller accommodation	7211	125	22.9	16
31.	Other information services	5191	111	28.4	16



TOP HIRING SECTORS BY 5-DIGIT NAICS CODE

What sectors are hiring?

	5-DIGIT NAICS LABEL	NAICS CODE	POSTING COUNT ▾	AVG POSTING LENGTH IN DAYS	MEDIAN POSTING LENGTH IN DAYS
1.	Employment placement agencies and executive search services	56131	1,907	23.9	16
2.	Full-service restaurants and limited-service eating places	72251	866	27.2	16
3.	Direct life, health and medical insurance carriers	52411	770	34.8	21
4.	Supermarkets and other grocery (except convenience) stores	44511	653	39.0	33
5.	General medical and surgical hospitals	62211	511	25.0	16
6.	Community care facilities for the elderly	62331	443	24.0	16
7.	Other local, municipal and regional public administration	91391	297	18.7	16
8.	Elementary and secondary schools	61111	273	11.2	8
9.	Universities	61131	266	22.6	16
10.	Engineering services	54133	256	24.7	16
11.	Computer systems design and related services	54151	244	39.3	35
12.	Data processing, hosting, and related services	51821	235	32.2	16
13.	Home health care services	62161	213	20.0	16
14.	Banking	52211	191	34.5	23
15.	Insurance agencies and brokerages	52421	188	26.0	16
16.	Management consulting services	54161	171	30.1	16
17.	Accounting, tax preparation, bookkeeping and payroll services	54121	156	30.9	16
18.	Software publishers	51121	138	45.9	35
19.	General freight trucking, long distance	48412	128	24.2	16
20.	Janitorial services	56172	124	18.5	16
21.	Hardware stores	44413	122	20.9	16
22.	Hotels (except casino hotels) and motels	72111	121	23.2	16
23.	New car dealers	44111	117	20.8	16
24.	Landscaping services	56173	111	24.0	16
25.	Pharmacies and drug stores	44611	109	33.4	16
26.	Material handling equipment manufacturing	33392	108	18.2	16
27.	Offices of dentists	62121	107	19.0	16
28.	Wired and wireless telecommunications carriers (except satellite)	51731	106	40.6	35
29.	General freight trucking, local	48411	105	28.3	16
30.	Investigation, guard and armoured car services	56161	105	23.3	16
31.	Plumbing, heating and air-conditioning contractors	23822	104	20.2	16



TOP HIRING SECTORS BY 6-DIGIT NAICS CODE

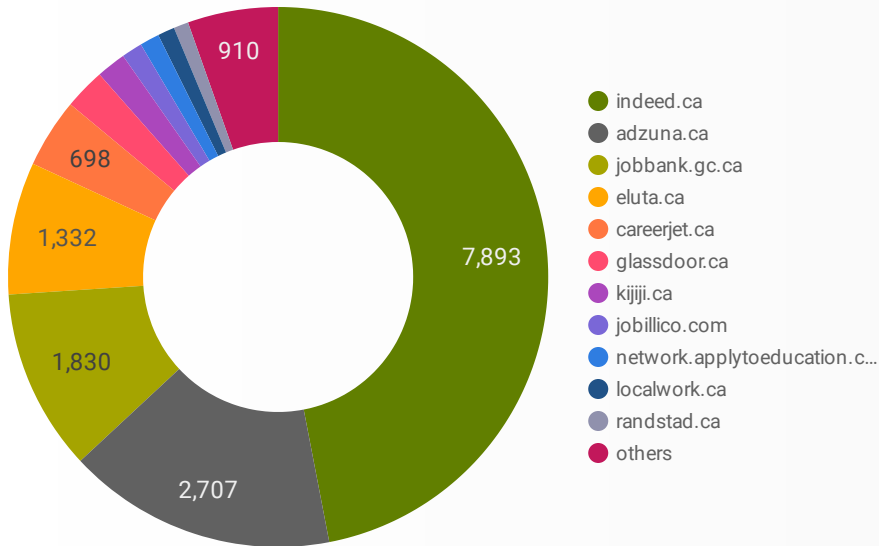
What sectors are hiring?

	6-DIGIT NAICS LABEL	NAICS CODE	POSTING COUNT ▼	AVG POSTING LENGTH IN DAYS	MEDIAN POSTING LENGTH IN DAYS
1.	Employment placement agencies and executive search services	561310	1,907	23.9	16
2.	Supermarkets and other grocery (except convenience) stores	445110	653	39.0	33
3.	General (except paediatric) hospitals	622111	511	25.0	16
4.	Community care facilities for the elderly	623310	443	24.0	16
5.	Limited-service eating places	722512	441	26.2	16
6.	Full-service restaurants	722511	425	28.1	16
7.	Direct individual life, health and medical insurance carriers	524111	411	27.8	16
8.	Direct group life, health and medical insurance carriers	524112	359	42.4	36
9.	Other local, municipal and regional public administration	913910	297	18.7	16
10.	Elementary and secondary schools	611110	273	11.2	8
11.	Universities	611310	266	22.6	16
12.	Engineering services	541330	256	24.7	16
13.	Computer systems design and related services (except video game design and development)	541514	243	39.3	35
14.	Data processing, hosting, and related services	518210	235	32.2	16
15.	Home health care services	621610	213	20.0	16
16.	Insurance agencies and brokerages	524210	188	26.0	16
17.	Offices of accountants	541212	130	30.8	16
18.	Software publishers (except video game publishers)	511211	127	45.5	35
19.	Hardware stores	444130	122	20.9	16
20.	Janitorial services (except window cleaning)	561722	118	18.5	16
21.	New car dealers	441110	117	20.8	16
22.	Hotels	721111	113	23.6	16
23.	Landscaping services	561730	111	24.0	16
24.	Pharmacies and drug stores	446110	109	33.4	16
25.	Material handling equipment manufacturing	333920	108	18.2	16
26.	Offices of dentists	621210	107	19.0	16
27.	Wired and wireless telecommunications carriers (except satellite)	517310	106	40.6	35
28.	General freight trucking, local	484110	105	28.3	16
29.	Plumbing, heating and air-conditioning contractors	238220	104	20.2	16
30.	Personal and commercial banking industry	522111	96	38.3	34



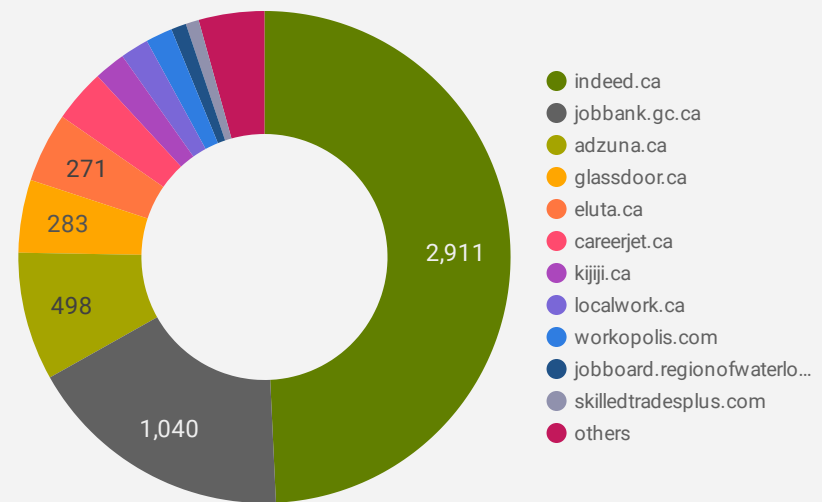
JOB POSTINGS BY JOB BOARD

What share of unique job postings appear on each job board?



COMPANIES BY JOB BOARD

What share of unique job postings appear on each job board?



JOB POSTING DETAILS BY JOB BOARD

How does job posting activity differ by job board?

	JOB BOARD	POSTING COUNT ▾	AVG POSTING LENGTH IN DAYS	MEDIAN POSTING LENGTH IN DAYS	# OF COMPANIES
1.	indeed.ca	7,893	15.7	16	2,911
2.	adzuna.ca	2,707	53.3	61	498
3.	jobbank.gc.ca	1,830	36.4	30	1,040
4.	eluta.ca	1,332	16.0	16	271
5.	careerjet.ca	698	35.5	35	206
6.	glassdoor.ca	413	22.5	22	283
7.	kijiji.ca	297	15.0	15	122
8.	jobillico.com	210	22.7	18	49
9.	network.applytoeducation.com	196	10.0	7	5
10.	localwork.ca	171	7.4	3	110
11.	randstad.ca	149	39.2	16	1
12.	rncareers.ca	127	18.7	7	29
13.	workopolis.com	123			104
14.	jobboard.regionofwaterloo.ca	98	44.8	28	59
15.	careerbuilder.ca	98	26.4	29	24
16.	skilledtradesplus.com	88	18.6	12	51
17.	careerarc.com	76	47.4	36	20