



Workforce Planning Board of Waterloo Wellington Dufferin

JOB DEMAND REPORT OCTOBER 2022

HIGHLIGHTS

JOB POSTINGS BY THE NUMBERS

POSTING COUNT	NEW THIS MONTH	COMPANIES	JOB BOARDS
19,890	12,098	5,641	35

OF DAYS POSTED

AVERAGE	MEDIAN
18.3	16

REPORT BUILDER

The default filter selection below will show all job demand data for the month. You can use the filters to create a customized report for the purpose of understanding a subset of the data.

OCCUPATION FILTERS

SKILL TYPE NAME / 1-DIGIT NOC	▼
MAJOR GROUP / 2-DIGIT NOC	▼
MINOR GROUP / 3-DIGIT NOC	▼
UNIT GROUP / 4-DIGIT NOC	▼
SKILL LEVEL	▼
JOB TYPE	▼
JOB DURATION	▼
ADDITIONAL LANGUAGE	▼
SPECIFIC JOB TAGS	▼

INDUSTRY/SECTOR FILTERS

HIRING SECTOR BY 2-DIGIT NAICS CODE	▼
HIRING SECTOR BY 3-DIGIT NAICS CODE	▼
HIRING SECTOR BY 4-DIGIT NAICS CODE	▼
HIRING SECTOR BY 5-DIGIT NAICS CODE	▼
HIRING SECTOR BY 6-DIGIT NAICS CODE	▼

OTHER FILTERS

MUNICIPALITY	▼
REGION	▼
JOB BOARD	▼

NOC = National Occupation Classification | NAICS = North American Industry Classification System

Page 1 of 20

Source:

Job posting data collected by the Workforce Planning Board of Waterloo Wellington Dufferin from job boards and employer websites who recruit candidates in Waterloo Region, Wellington County, Guelph, and Dufferin County.



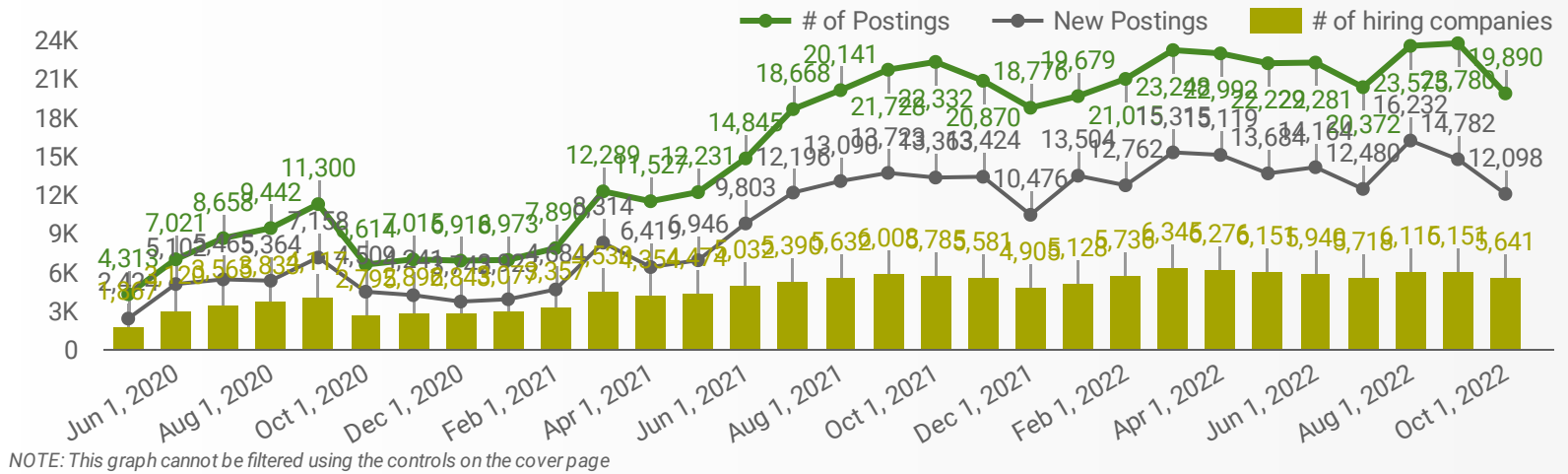
This Employment Ontario service is funded in part by the Government of Canada and the Government of Ontario.

Ce service Emploi Ontario est financé en partie par le gouvernement du Canada et le gouvernement de l'Ontario.



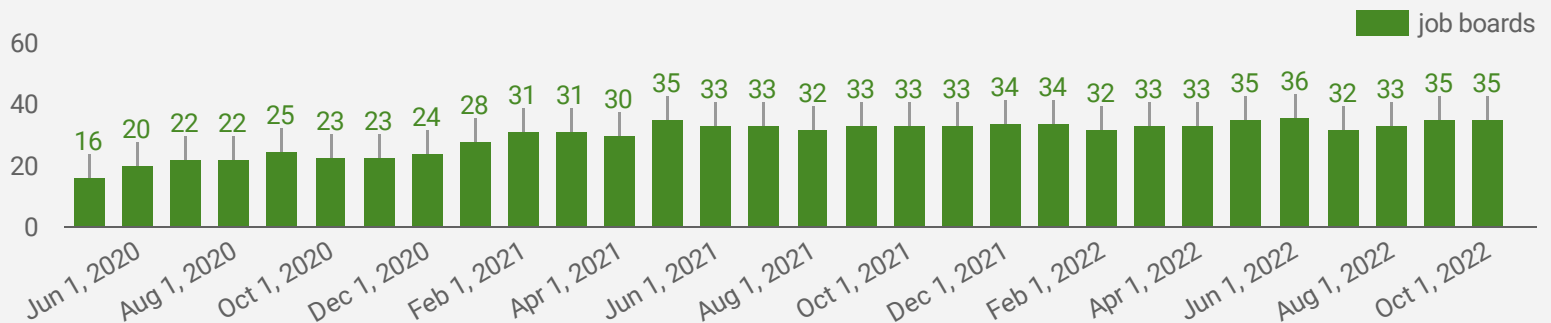
JOB POSTINGS BY MONTH FOR ALL REGIONS

How many job postings were active for at least 1 day this month?



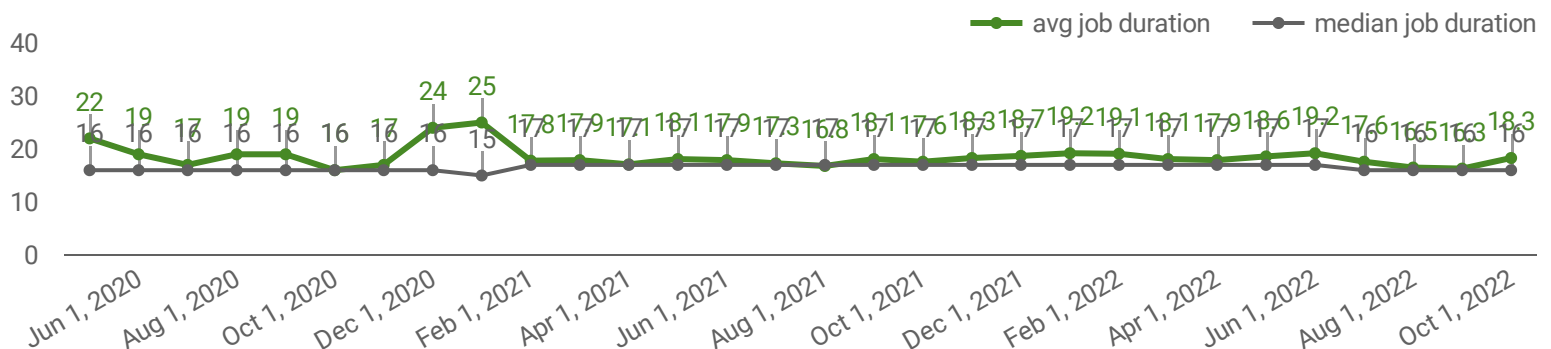
NUMBER OF ACTIVE JOB BOARDS

How many job postings were active for at least 1 day this month on these job boards?



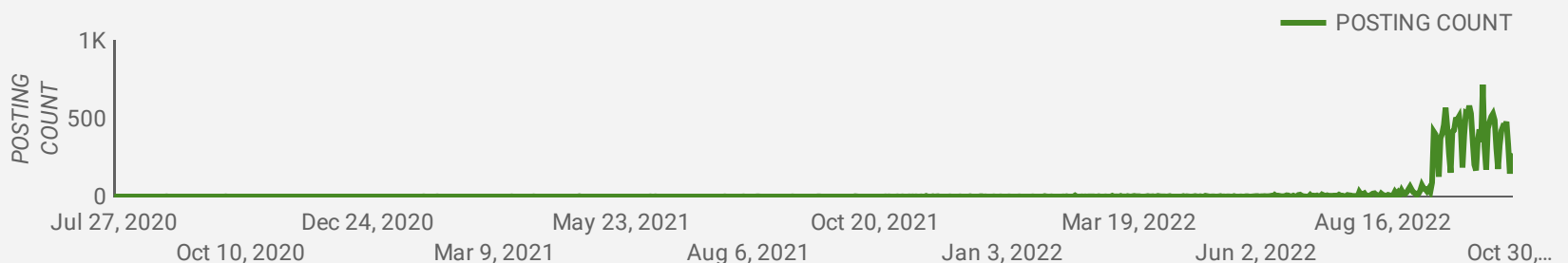
AVG & MEDIAN POSTING LENGTH BY DAYS

How long are employers having to recruit for to find candidates to fill their job vacancies?



POST DATE TIMELINE FOR THIS MONTH'S ACTIVE JOB POSTINGS

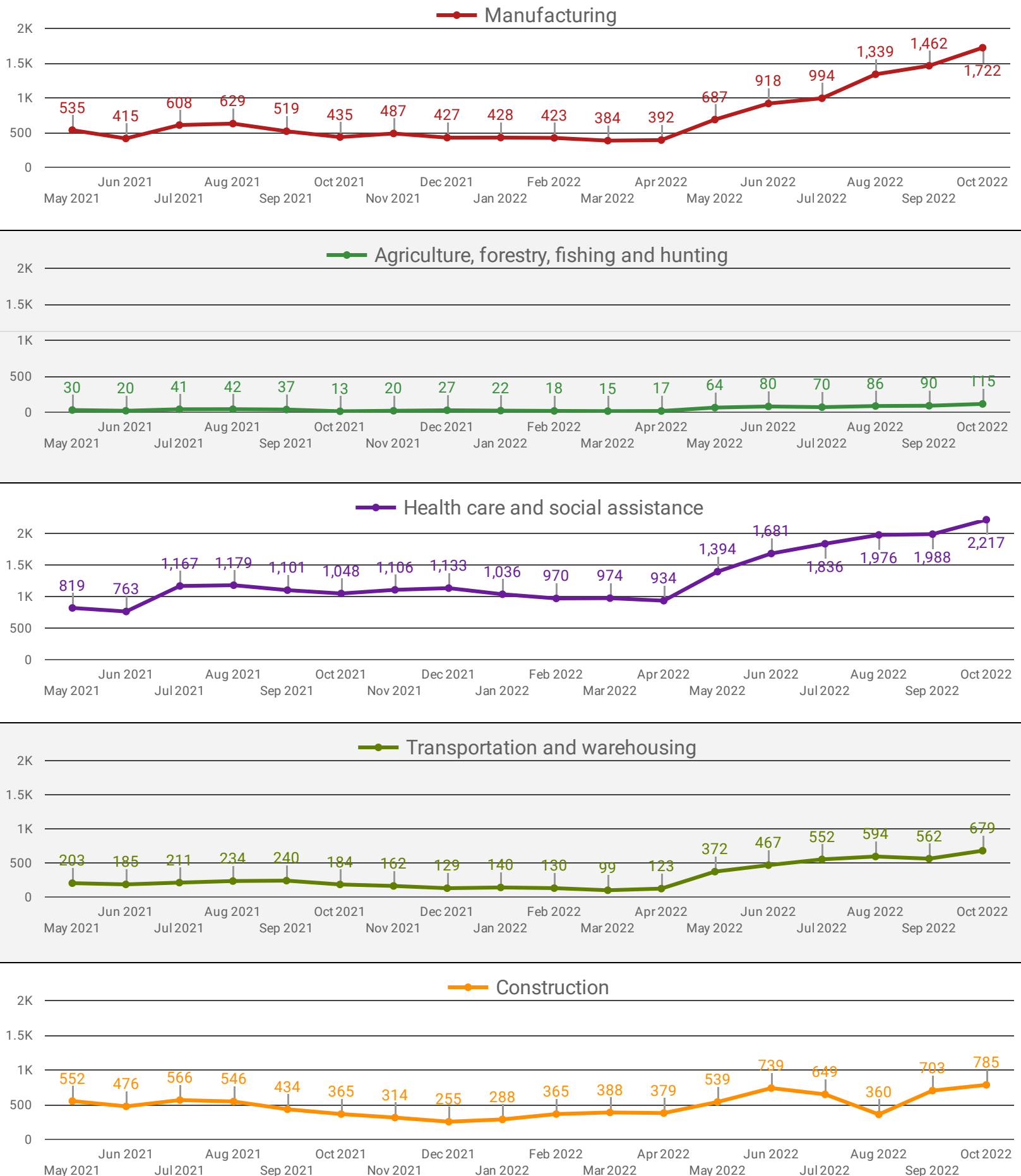
How many job postings were active for at least 1 day this month?





DEMAND BY KEY SECTOR (ALL REGIONS)

How many job postings were active for at least 1 day this month by sector?

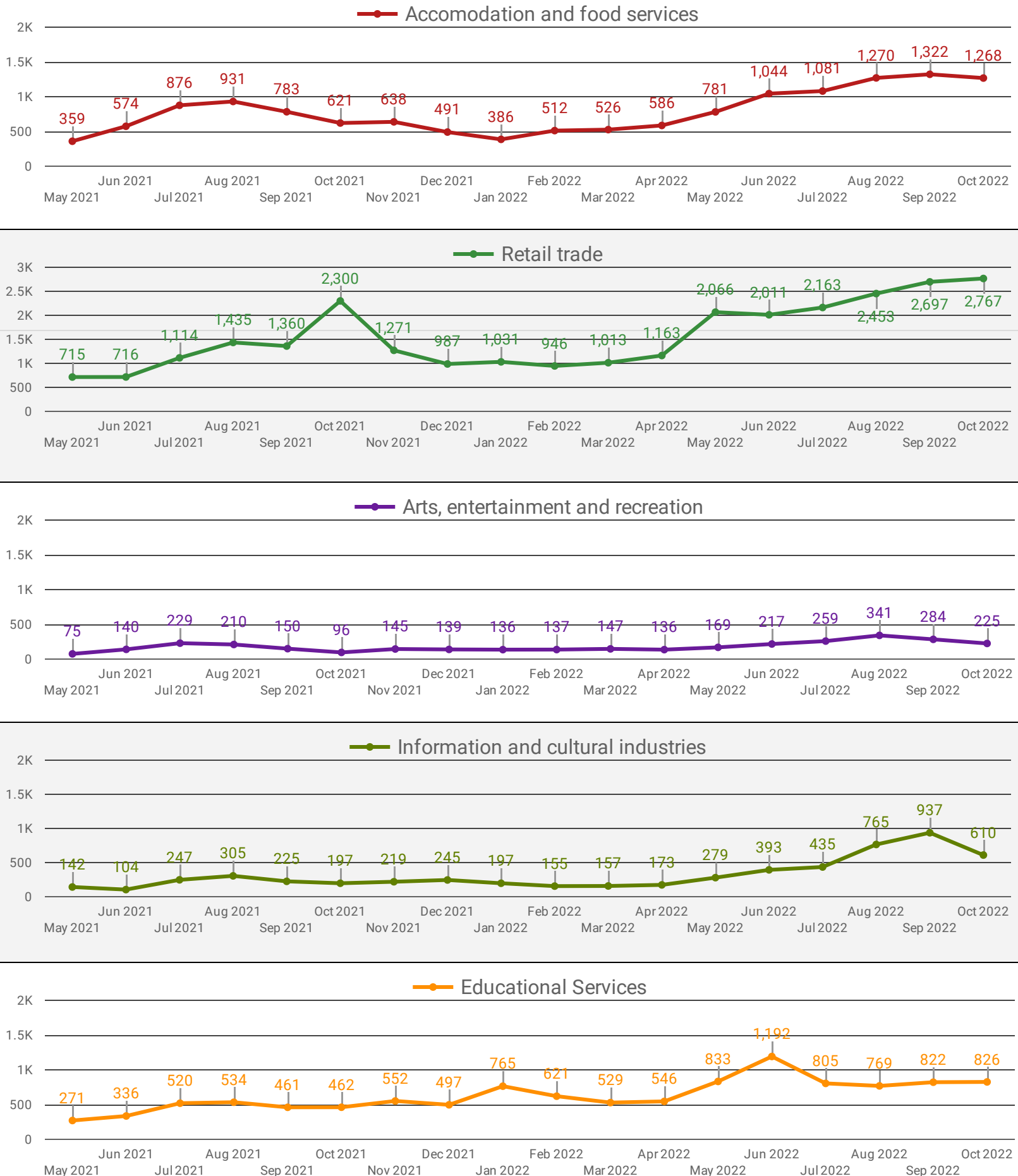


NOTE: This graph cannot be filtered using the controls on the cover page



DEMAND BY IMPACTED SECTOR (ALL REGIONS)

How many job postings were active for at least 1 day this month by sector?



NOTE: This graph cannot be filtered using the controls on the cover page



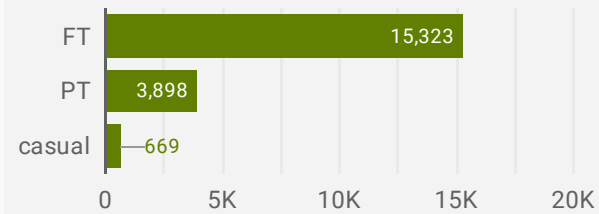
JOB POSTINGS BY COUNTY

How many job postings were active for at least 1 day this month?

	COUNTY	POSTING COUNT	AVG POSTING LENGTH IN DAYS	MEDIAN POSTING LENGTH IN DAYS
1.	Waterloo Region	13,930	17.9	16
2.	City of Guelph	3,825	19.2	16
3.	Dufferin County	1,010	18.3	16
4.	Wellington County	839	20.9	16

JOB TYPE

Full-time vs Part-time



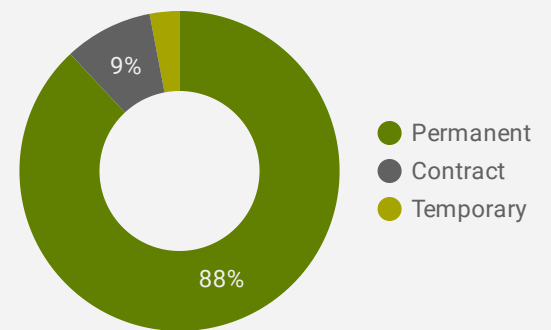
JOB POSTINGS BY MUNICIPALITY

Where are job opportunities being offered?

	MUNICIPALITY	POSTING COUNT	AVG POSTING LENGTH IN DAYS	MEDIAN POSTING LENGTH IN DAYS
1.	City of Kitchener	5,045	17.9	16
2.	City of Waterloo	4,282	18.2	16
3.	City of Guelph	3,825	19.2	16
4.	City of Cambridge	3,590	17.5	16
5.	Town of Orangeville	823	17.9	16
6.	Township of Centre Wellington	416	20.7	16
7.	Woolwich Township	364	19.6	16
8.	Township of North Dumfries	294	15.8	16
9.	Township of Wilmot	282	18.7	16
10.	Township of Wellington North	172	19.2	16

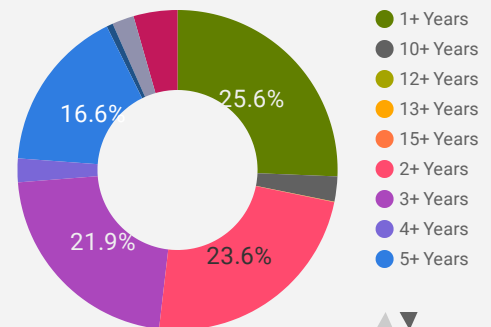
JOB DURATION

Permanency of jobs posted



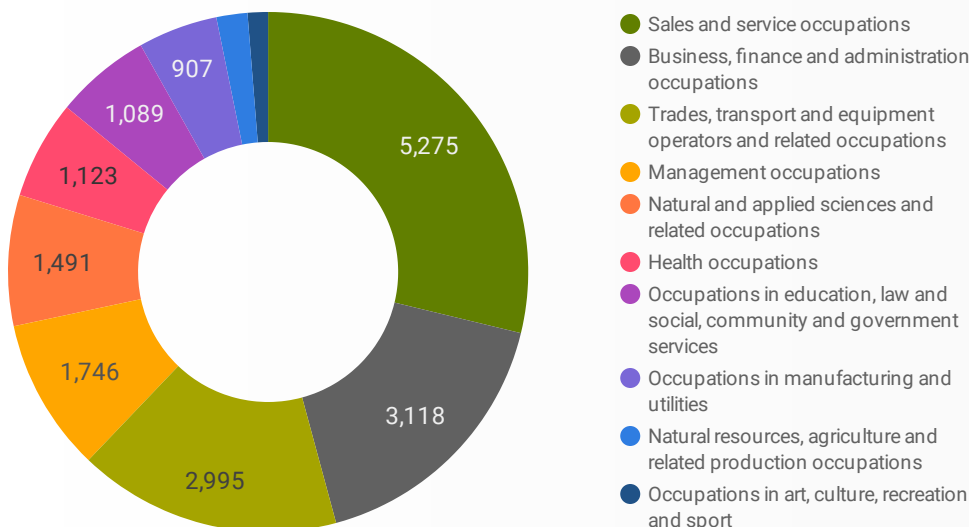
JOB EXPERIENCE

Job Postings by Experience Level Required



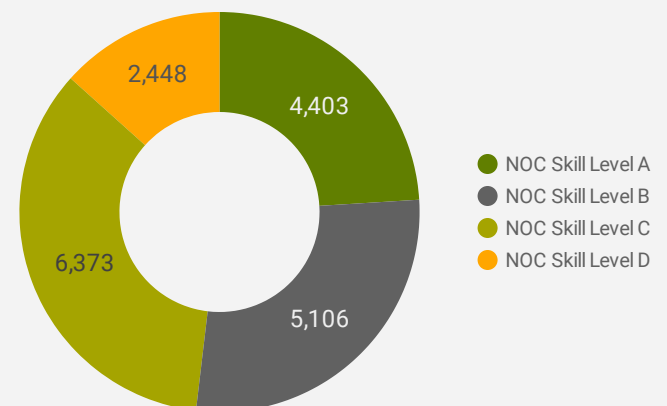
JOB POSTINGS BY JOB CATEGORY

What broad occupational category is being recruited?



JOB POSTINGS BY SKILL LEVEL

What education do occupations typically require?



Skill Level A = Usually University education | Skill Level B = Usually College education or Apprenticeship training | Skill Level C = Usually Secondary education or occupation-specific training | Skill Level D = Usually on-the-job training



TOP HIRING EMPLOYERS & AGENCIES

Who is hiring?

	COMPANY	COUNTY	POSTINGS COUNT ▾	AVG POSTING LENGTH IN DAYS	MEDIAN POSTING LENGTH IN DAYS
1.	Randstad Canada	Waterloo Region	208	21.8	16
2.	Grand River Hospital	Waterloo Region	207	26.3	33
3.	Randstad Canada	City of Guelph	186	18.8	16
4.	University of Waterloo	Waterloo Region	161	17.2	16
5.	Sun Life Financial	Waterloo Region	156	11.4	9
6.	Manulife	Waterloo Region	138	18.3	16
7.	Loblaw Companies Limited	Waterloo Region	126	14.4	16
8.	loblaws	Waterloo Region	114	9.5	8
9.	Grand River Hospital Corp.	Waterloo Region	103	16.0	16
10.	University of Guelph	City of Guelph	100	15.5	16
11.	Cambridge Memorial Hospital	Waterloo Region	97	14.6	16
12.	OpenText	Waterloo Region	95	17.2	16
13.	Conestoga College	Waterloo Region	93	16.6	16
14.	ATS Automation Tooling Systems Inc.	Waterloo Region	88	16.0	16
15.	WATERLOO REGION DISTRICT SCHOOL BOARD	Waterloo Region	87	3.3	4
16.	Sun Life	Waterloo Region	85	16.0	16
17.	St. Mary's General Hospital	Waterloo Region	79	16.0	16
18.	Wilfrid Laurier University	Waterloo Region	77	15.1	16
19.	Sun Life Financial Inc.	Waterloo Region	76	16.0	16
20.	Adzuna	Waterloo Region	76	14.0	14
21.	Loblaw	Waterloo Region	76	19.5	22
22.	Equitable Life of Canada	Waterloo Region	70	16.1	16
23.	Linamar Corp	City of Guelph	70	16.0	16
24.	OpenText Corp	Waterloo Region	66	16.0	16
25.	Grand River Personnel	Waterloo Region	65	18.1	16
26.	Region of Waterloo	Waterloo Region	63	15.5	16
27.	Homewood Health	City of Guelph	57	82.0	30
28.	Shoppers Drug Mart	Waterloo Region	55	15.6	14
29.	ATS Automation	Waterloo Region	55	18.8	9
30.	Definity Financial Corporation	Waterloo Region	54	14.9	14
31.	Loblaw Companies Ltd.	Waterloo Region	54	16.0	16



TOP HOURLY WAGES IN JOB POSTINGS

What are employers willing to pay to find the perfect candidate?

of Minimum Wage Jobs

156

	JOB TITLE	COMPANY	LOCATION	HOURLY WAGE ▾
1.	Santa Claus Impersonator	Enchanted Entertainment	#N/A	100 <div></div>
2.	Santa Claus Performers	Enchanted Entertainment	#N/A	100 <div></div>
3.	Earn \$60-\$100+ an hour with the Muve-it App	Muve-it Inc.	City of Kitchener	100 <div></div>
4.	Accounting Manager	Dean Group	City of Guelph	85 <div></div>
5.	P3 - Senior Program Manager	Randstad Canada	City of Waterloo	82.92 <div></div>
6.	Moving Team Of Two Needed For KW - \$40/HR Each	Kijiji Jobs	City of Kitchener	80 <div></div>
7.	Dc (doctor Of Chiropractic)	Guelph Medical Place Physiotherapy and Health Centre	City of Guelph	80 <div></div>
8.	Osteopath - Physician	Guelph Medical Place Physiotherapy and Health Centre	City of Guelph	70 <div></div>
9.	Electrical Design Engineer	Turntide Technologies Canada Inc.	City of Waterloo	70 <div></div>
10.	P3 - Salesforce Analyst	Randstad Canada	City of Waterloo	66.33 <div></div>
11.	Registered Physiotherapist	WPC Health	City of Kitchener	65 <div></div>
12.	Group Fitness Coach	Orangetheory Fitness Cambridge	City of Cambridge	65 <div></div>
				1 - 100 / 2056 < >

TOP SALARIES IN JOB POSTINGS

What are employers willing to pay to find the perfect candidate?

	JOB TITLE	COMPANY	LOCATION	ANNUAL SALARY ▾
1.	Class Az Regional Owner Operators	Adzuna	City of Kitchener	330,000 <div></div>
2.	Physician, Family	Hopeton Medical Centre Inc.	City of Cambridge	300,000 <div></div>
3.	Professor Of Computer Science - University	University of Waterloo	City of Waterloo	250,000 <div></div>
4.	Dean, Faculty Of Science	University of Waterloo	City of Waterloo	226,084 <div></div>
5.	Devops Engineer	Robert Half Canada	Township of Wilmot	200,000 <div></div>
6.	Professor, University	University of Guelph	City of Guelph	200,000 <div></div>
7.	Business General Manager	Approval Capital	City of Cambridge	200,000 <div></div>
8.	Senior Kinaxis Solution Architect (Remote)	Molex	City of Waterloo	185,000 <div></div>
9.	Sr. Director, Corporate Finance	Robert Half Canada	City of Kitchener	175,000 <div></div>
10.	Estate Lawyer - Waterloo	Sorbara, Schumacher, McCann LLP	City of Waterloo	175,000 <div></div>
11.	Assistant Director of Marketing	University of Guelph	City of Guelph	155,000 <div></div>
				1 - 100 / 2325 < >

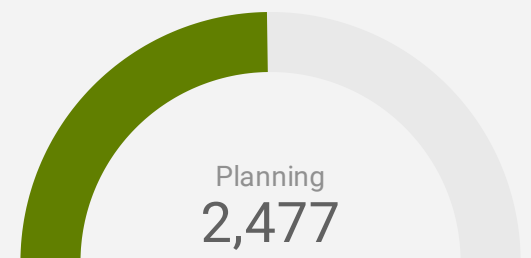
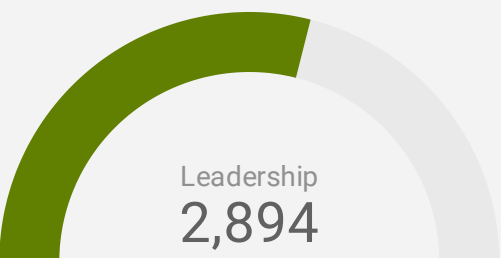
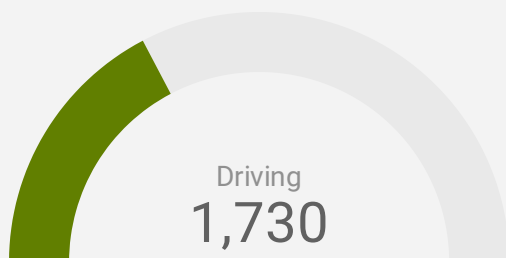
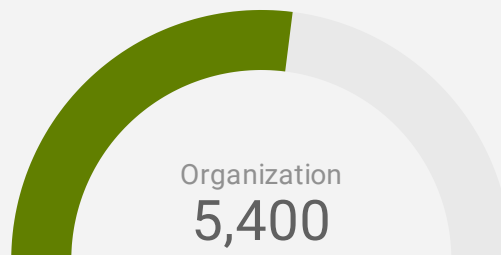
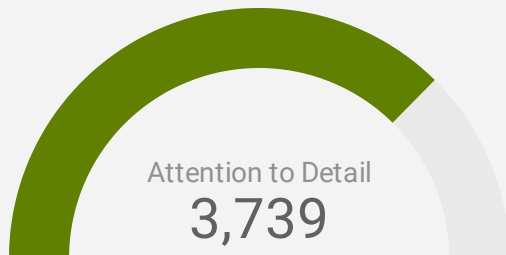
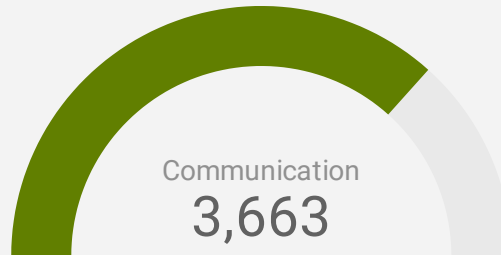
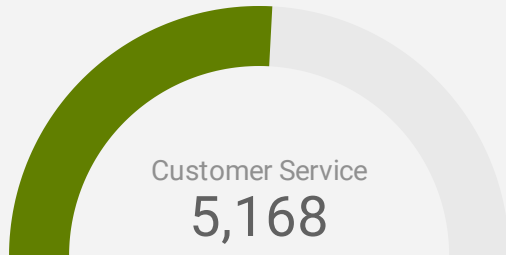


TOP IN-DEMAND SKILLS

How many times were these skills found in job postings?

ACTIVE JOB POSTINGS THIS MONTH

19,890

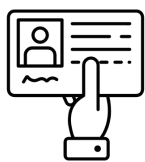


KEY JOB REQUIREMENTS

How often are these requirements desired in job postings?

ACTIVE JOB POSTINGS THIS MONTH

11,480



Driver's License
3,234



First Aid
602



Regular Access to a Vehi
541



Criminal Record Check
842



Microsoft Office
1,542



Food Safety
467



TOP OCCUPATIONS BY SKILL, FREQUENCY & DURATION

What jobs are in-demand and/or hard to fill?

	4 DIGIT NOC	4 DIGIT NOC NAME	SKILL LEVEL	POSTING COUNT	AVG POSTING LENGTH IN DAYS	MEDIAN POSTING LENGTH IN DAYS
1.	6421	Retail salespersons	NOC Skill Level C	1,000	16.4	16
2.	7452	Material handlers	NOC Skill Level C	811	16.4	16
3.	6552	Other customer and information services representatives	NOC Skill Level C	723	17.7	16
4.	7514	Delivery and courier service drivers	NOC Skill Level C	467	16.1	16
5.	1241	Administrative assistants	NOC Skill Level B	463	19.7	16
6.	6711	Food counter attendants, kitchen helpers and related support occupations	NOC Skill Level D	446	18.3	16
7.	0621	Retail and wholesale trade managers	NOC Skill Level A	412	17.2	16
8.	6622	Store shelf stockers, clerks and order fillers	NOC Skill Level D	373	17.0	16
9.	6322	Cooks	NOC Skill Level B	358	23.5	16
10.	1221	Administrative officers	NOC Skill Level B	303	16.9	16
11.	8612	Landscaping and grounds maintenance labourers	NOC Skill Level D	300	17.9	16
12.	4412	Home support workers, housekeepers and related occupations	NOC Skill Level C	290	18.7	16
13.	7511	Transport truck drivers	NOC Skill Level C	264	19.9	16
14.	6731	Light duty cleaners	NOC Skill Level D	263	22.6	16
15.	3012	Registered nurses and registered psychiatric nurses	NOC Skill Level A	230	24.5	16
16.	2173	Software engineers and designers	NOC Skill Level A	221	21.9	16
17.	2174	Computer programmers and interactive media developers	NOC Skill Level A	198	21.3	16
18.	3233	Licensed practical nurses	NOC Skill Level B	191	23.3	16
19.	4212	Social and community service workers	NOC Skill Level B	188	16.7	16
20.	6411	Sales and account representatives - wholesale trade (non-technical)	NOC Skill Level C	181	16.2	16
21.	1521	Shippers and receivers	NOC Skill Level C	173	16.7	16
22.	6513	Food and beverage servers	NOC Skill Level C	167	16.2	16
23.	6611	Cashiers	NOC Skill Level D	166	16.5	16
24.	1414	Receptionists	NOC Skill Level C	157	16.6	16
25.	6733	Janitors, caretakers and building superintendents	NOC Skill Level D	155	17.4	16
26.	6623	Other sales related occupations	NOC Skill Level D	152	16.5	16
27.	1123	Professional occupations in advertising, marketing and public relations	NOC Skill Level A	152	18.1	16
28.	7321	Automotive service technicians, truck and bus mechanics and mechanical repairers	NOC Skill Level B	149	22.4	16



JOB POSTINGS BY 3-DIGIT NATIONAL OCCUPATION CLASSIFICATION

What jobs are hard to fill and/or in-demand?

	3 DIGIT NOC	3 DIGIT NOC NAME	SKILL LEVEL	POSTING COUNT ▾	AVG POSTING LENGTH IN DAYS	MEDIAN POSTING LENGTH IN DAYS
1.	642	Retail salespersons	NOC Skill Level C	1,000	16.4	16
2.	745	Longshore workers and material handlers	NOC Skill Level C	811	16.4	16
3.	655	Customer and information services representatives	NOC Skill Level C	766	17.5	16
4.	751	Motor vehicle and transit drivers	NOC Skill Level C	754	18.3	16
5.	122	Administrative and regulatory occupations	NOC Skill Level B	640	17.3	16
6.	217	Computer and information systems professionals	NOC Skill Level A	603	21.9	16
7.	662	Other sales support and related occupations	NOC Skill Level D	526	16.9	16
8.	124	Office administrative assistants - general, legal and medical	NOC Skill Level B	521	19.1	16
9.	673	Cleaners	NOC Skill Level D	518	20.1	16
10.	671	Food counter attendants, kitchen helpers and related support occupations	NOC Skill Level D	446	18.3	16
11.	632	Chefs and cooks	NOC Skill Level B	444	22.8	16
12.	062	Retail and wholesale trade managers	NOC Skill Level A	412	17.2	16
13.	112	Human resources and business service professionals	NOC Skill Level A	387	16.9	16
14.	441	Home care providers and educational support occupations	NOC Skill Level C	330	17.8	16
15.	152	Supply chain logistics, tracking and scheduling co-ordination occupations	NOC Skill Level C	319	17.2	16
16.	421	Paraprofessional occupations in legal, social, community and education services	NOC Skill Level B	316	16.8	16
17.	111	Auditors, accountants and investment professionals	NOC Skill Level A	313	18.0	16
18.	141	General office workers	NOC Skill Level C	308	16.9	16
19.	861	Harvesting, landscaping and natural resources labourers	NOC Skill Level D	301	17.9	16
20.	011	Senior managers - construction, transportation, production and utilities	NOC Skill Level A	294	18.4	16
21.	651	Occupations in food and beverage service	NOC Skill Level C	261	16.0	16
22.	323	Other technical occupations in health care	NOC Skill Level B	257	21.5	16
23.	961	Labourers in processing, manufacturing and utilities	NOC Skill Level D	250	18.1	16
24.	341	Assisting occupations in support of health services	NOC Skill Level C	244	26.4	16
25.	301	Professional occupations in nursing	NOC Skill Level A	236	24.6	16
26.	941	Machine operators and related workers in mineral and metal products processing and manufacturing	NOC Skill Level C	214	18.5	16
27.	131	Finance, insurance and related business administrative occupations	NOC Skill Level B	208	18.3	16
28.	012	Senior managers - construction, transportation, production and utilities	NOC Skill Level A	204	17.3	16



JOB POSTINGS BY 2-DIGIT NATIONAL OCCUPATION CLASSIFICATION

What jobs are hard to fill and/or in-demand?

	2 DIGIT NOC	2 DIGIT NOC NAME	SKILL LEVEL	POSTING COUNT ▾	AVG POSTING LENGTH IN DAYS	MEDIAN POSTING LENGTH IN DAYS
1.	65	Service representatives and other customer and personal services occupations	NOC Skill Level C	1,294	16.9	16
2.	12	Administrative and financial supervisors and administrative occupations	NOC Skill Level B	1,281	18.5	16
3.	64	Sales representatives and salespersons - wholesale and retail trade	NOC Skill Level C	1,181	16.4	16
4.	21	Professional occupations in natural and applied sciences	NOC Skill Level A	1,033	21.6	16
5.	67	Service support and other service occupations, n.e.c.	NOC Skill Level D	1,021	19.2	16
6.	74	Other installers, repairers and servicers and material handlers	NOC Skill Level C	875	16.8	16
7.	75	Transport and heavy equipment operation and related maintenance occupations	NOC Skill Level C	855	18.3	16
8.	63	Service supervisors and specialized service occupations	NOC Skill Level B	736	25.6	16
9.	06	Middle management occupations in retail and wholesale trade and customer services	NOC Skill Level A	730	18.9	16
10.	11	Professional occupations in business and finance	NOC Skill Level A	700	17.4	16
11.	66	Sales support occupations	NOC Skill Level D	692	16.8	16
12.	72	Industrial, electrical and construction trades	NOC Skill Level B	655	21.5	16
13.	14	Office support occupations	NOC Skill Level C	547	16.7	16
14.	01	Senior managers - construction, transportation, production and utilities	NOC Skill Level A	500	17.9	16
15.	32	Technical occupations in health	NOC Skill Level B	464	20.1	16
16.	22	Technical occupations related to natural and applied sciences	NOC Skill Level B	458	20.5	16
17.	73	Maintenance and equipment operation trades	NOC Skill Level B	426	21.2	16
18.	94	Processing and manufacturing machine operators and related production workers	NOC Skill Level C	404	19.3	16
19.	15	Distribution, tracking and scheduling co-ordination occupations	NOC Skill Level C	382	17.0	16
20.	62	Retail sales supervisors and specialized sales occupations	NOC Skill Level B	351	21.2	16
21.	44	Care providers and educational, legal and public protection support occupations	NOC Skill Level C	344	17.8	16
22.	42	Paraprofessional occupations in legal, social, community and education services	NOC Skill Level B	316	16.8	16
23.	86	Harvesting, landscaping and natural resources labourers	NOC Skill Level D	301	17.9	16
24.	41	Professional occupations in law and social, community and government services	NOC Skill Level A	256	19.7	16
25.	96	Labourers in processing, manufacturing and utilities	NOC Skill Level D	250	18.1	16
26.	34	Assisting occupations in support of health services	NOC Skill Level C	244	26.4	16
					1 - 45 / 45	< >



MULTILINGUAL JOB POSTINGS BY THE NUMBERS

ACTIVE POSTINGS
1,687

NEW POSTINGS
1

COMPANIES
868

LANGUAGES
10

OF DAYS POSTED

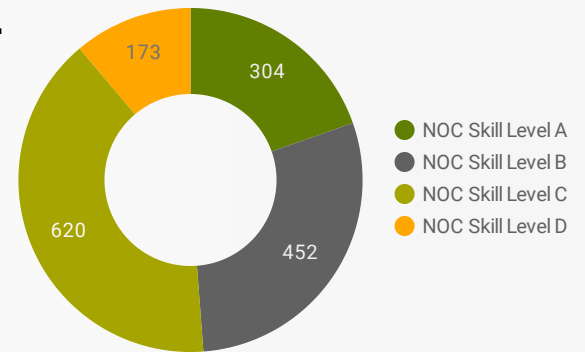
AVERAGE
16.8

MEDIAN
16

MULTILINGUAL JOB POSTINGS BY SKILL LEVEL

What language skills are employers looking for by occupational skill level?

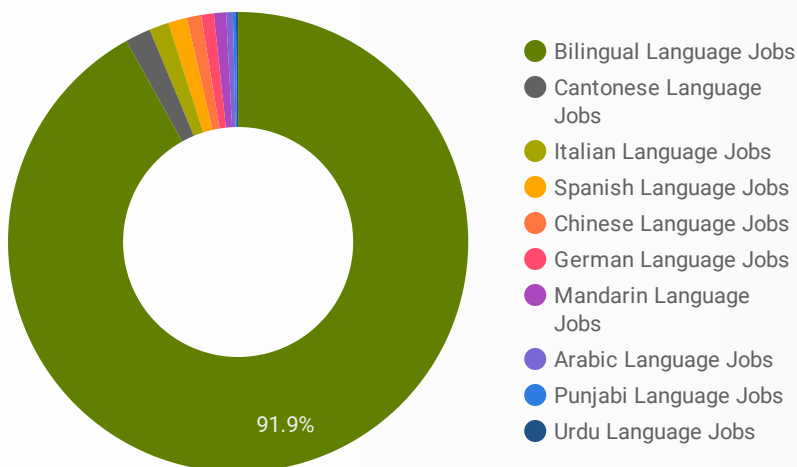
- 304** Skill Level A - Management/ Professional Occupations usually requiring University
- 452** Skill Level B - Usually college education or apprenticeship training
- 620** Skill Level C - Usually secondary education or occupation-specific training
- 173** Skill Level D - Usually on-the-job training



LANGUAGES	NOC Skill Level A	NOC Skill Level B	NOC Skill Level C	NOC Skill Level D
Bilingual Language...	280	413	576	161
Cantonese Language...	1	6	17	2
Spanish Language...	7	6	5	2
Italian Language J...	2	8	6	4
Chinese Language ...	7	5	4	1
German Language ...	4	4	3	2
Mandarin Language ...	1	0	0	0

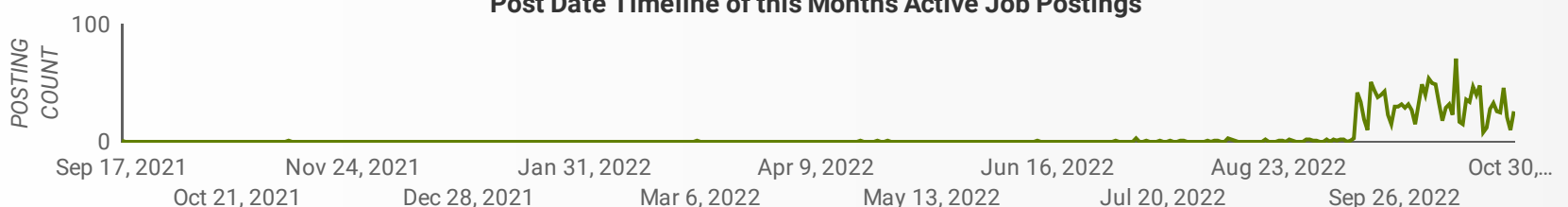
LANGUAGE SKILLS BREAKDOWN

Which kinds of language skills do employers seek?



LANGUAGES	POSTING COUNT
1. Bilingual Language Jobs	1,557
2. Cantonese Language Jobs	26
3. Spanish Language Jobs	24
4. Italian Language Jobs	20
5. Chinese Language Jobs	19
6. German Language Jobs	14
1 - 10 / 10	

Post Date Timeline of this Month's Active Job Postings





LANGUAGE SKILLS BEING RECRUITED BY JOB CATEGORY

What language skills are sought by 1-Digit NOC?

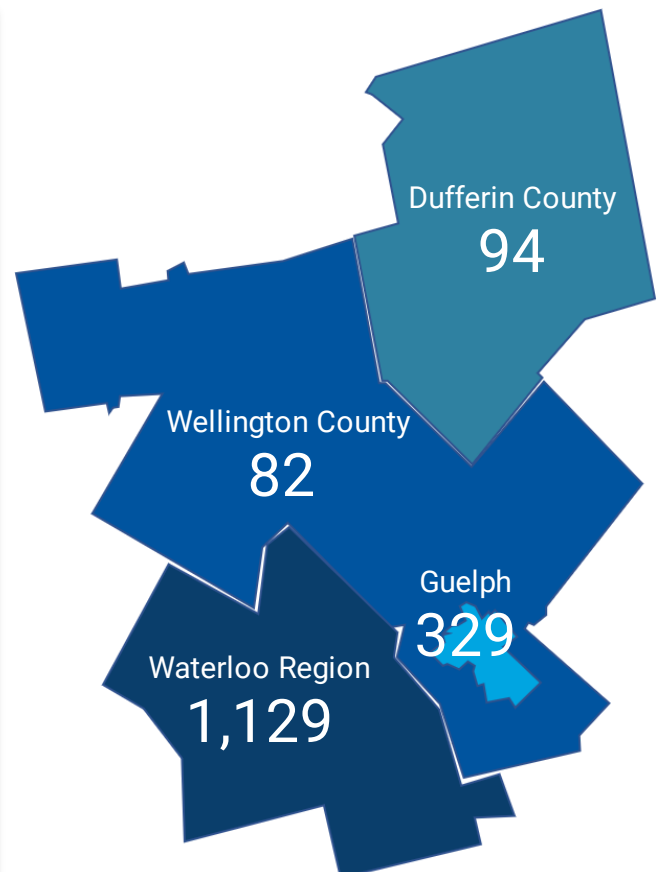
BROAD OCCUPATIONAL CATEGORY	Bilingual ...	Cantones...	Spanish ...	Italian La...	Chinese ...	German ...	Grand total
Business, finance and administration occu...	370	3	4	1	3	1	393
Health occupations	43						43
Management occupations	120		2	2	3	1	129
Natural and applied sciences and related o...	44		4			1	49
Natural resources, agriculture and related ...	21		1			1	23
Occupations in art, culture, recreation and ...	25				1		26
Occupations in education, law and social, ...	94	1	1		2	1	102
Occupations in manufacturing and utilities	58					1	61
Sales and service occupations	501	22	5	16	7	5	562
Trades, transport and equipment operator...	154		3	1	1	2	161
Grand total	1,430	26	20	20	17	13	1,549

MULTILINGUAL JOB POSTINGS BY MUNICIPALITY

What language skills are sought by 4-Digit NOC?

MUNICIPALITY	JOB LANGUAGES ▼	AVG POSTING LENGTH IN DAYS	MEDIAN POSTING LENGTH IN DAYS
1. City of Waterloo	412	18.2	16
2. City of Kitchener	337	17.9	16
3. City of Guelph	329	19.2	16
4. City of Cambridge	296	17.5	16
5. Town of Orangeville	76	17.9	16
6. Woolwich Township	50	19.6	16
7. Township of Centre Wellington	50	20.7	16
8. Township of North Dumfries	19	15.8	16
9. Township of Wellington North	14	19.2	16
10. Town of Shelburne	12	17.1	16
11. Township of Wellesley	9	15.6	16
12. Town of Erin	7	15.1	16
13. Puslinch Townshin	7	16.8	16

1 - 22 / 22 < >





LANGUAGE DEMAND BY JOB

What language skills are sought by 4-Digit NOC?

4 DIGIT NOC NAME	POSTINGS ▾
1. Other customer and information services re...	195
2. Administrative assistants	69
3. Retail salespersons	60
4. Food counter attendants, kitchen helpers an...	50
5. Administrative officers	42
6. Cooks	40
7. Retail and wholesale trade managers	36
8. Material handlers	34
9. Professional occupations in advertising, ma...	33
10. Food and beverage servers	28
11. Delivery and courier service drivers	26
12. Social and community service workers	23
13. Sales and account representatives - wholes...	21
14. Light duty cleaners	21
15. Accounting technicians and bookkeepers	20
16. Accounting and related clerks	19
17. Receptionists	18
18. Transport truck drivers	18
19. Landscaping and grounds maintenance labo...	17
20. Professional occupations in business mana...	17
21. Home support workers, housekeepers and r...	17
22. Human resources professionals	16
23. Corporate sales managers	15
24. Insurance underwriters	14
25. Store shelf stockers, clerks and order fillers	13
26. Elementary school and kindergarten teachers	13
27. Human resources and recruitment officers	13
28. Other labourers in processing, manufacturin...	12
29. Bartenders	12
30. Automotive service technicians, truck and b...	12
31. Other instructors	12
32. Chefs	12
1 - 100 / 230 < >	

MULTILINGUAL HIRING EMPLOYERS

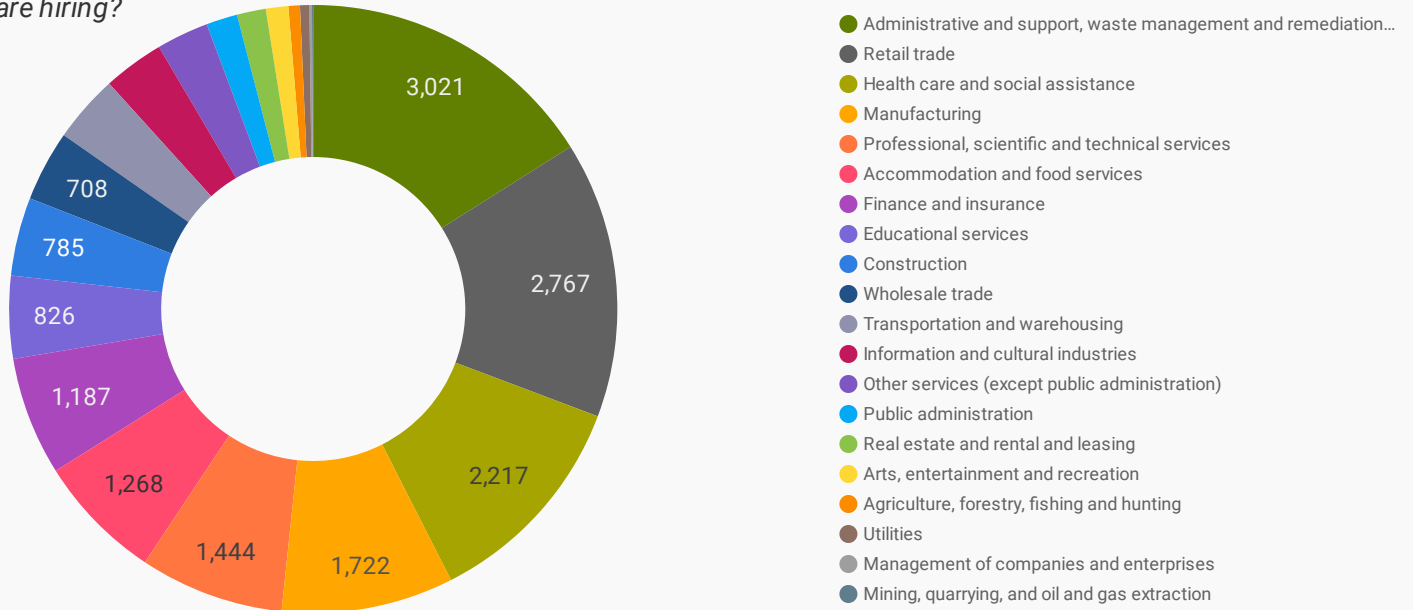
Which employers are seeking multilingual candidates?

COMPANY	POSTINGS ▾
1. Sun Life Financial	52
2. Liquor Control Board of Ontario	28
3. Sun Life	27
4. Liquor Control Board of Ontario / LCBO	21
5. Manulife	19
6. Elora Mill Hotel & Spa	17
7. Equitable Life of Canada	16
8. Farm Boy Inc.	16
9. Eco Residential Roofs & Commerical Shelters Inc.	15
10. WATERLOO REGION DISTRICT SCHOOL BOARD	14
11. Septodont	14
12. Sun Life Financial Inc.	14
13. Farm Boy	13
14. Ontario Teachers Insurance Plan (OTIP)	13
15. The Co-operators	12
16. Wurth Canada Limited	12
17. T&T Supermarket	12
18. Canada Post Corp	11
19. The Equitable Life Insurance Company of Canada	11
20. AES Better Jobs	10
21. The Restorer Inc.	9
22. Tim Hortons	9
23. Upper Grand District School Board	8
24. Kerry's Place Autism Services	8
25. Reitmans	8
26. BELL MOBILITY/BELL MOBILITÄ%	8
27. Definity Financial Corporation	8
28. CarePartners	7
29. Kelly Services	7
30. Exporior Financial Group Inc.	7
1 - 50 / 873 < >	



TOP HIRING SECTORS BY 2-DIGIT NAICS CODE

What sectors are hiring?



	2-DIGIT NAICS LABEL	NAICS CODE	POSTING COUNT	AVG POSTING LENGTH IN DAYS	MEDIAN POSTING LENGTH IN DAYS
1.	Administrative and support, waste management and remediation services	56	3,021	18.2	16
2.	Retail trade	44-45	2,767	16.7	16
3.	Health care and social assistance	62	2,217	19.9	16
4.	Manufacturing	31-33	1,722	18.0	16
5.	Professional, scientific and technical services	54	1,444	18.3	16
6.	Accommodation and food services	72	1,268	20.5	16
7.	Finance and insurance	52	1,187	16.0	16
8.	Educational services	61	826	13.6	16
9.	Construction	23	785	18.5	16
10.	Wholesale trade	41	708	19.9	16
11.	Transportation and warehousing	48-49	679	19.2	16
12.	Information and cultural industries	51	610	22.1	16
13.	Other services (except public administration)	81	522	17.6	16
14.	Public administration	91	312	16.3	16
15.	Real estate and rental and leasing	53	289	22.9	16
16.	Arts, entertainment and recreation	71	225	19.2	16
17.	Agriculture, forestry, fishing and hunting	11	115	15.7	16
18.	Utilities	22	93	15.9	16
19.	Management of companies and enterprises	55	26	17.0	16
20.	Mining, quarrying, and oil and gas extraction	21	12	14.7	16

NOTE: NAICS code 56 includes Employment Agencies. Manufacturing includes codes 31-33, Retail Trade includes codes 44-45 and Transportation and Warehousing includes codes 48-49.



TOP HIRING SECTORS BY 3-DIGIT NAICS CODE

What sectors are hiring?

	3-DIGIT NAICS LABEL	NAICS CODE	POSTING COUNT ▾	AVG POSTING LENGTH IN DAYS	MEDIAN POSTING LENGTH IN DAYS
1.	Administrative and support services	561	2,932	18.2	16
2.	Professional, scientific and technical services	541	1,444	18.3	16
3.	Food services and drinking places	722	1,082	20.8	16
4.	Insurance carriers and related activities	524	886	16.0	16
5.	Educational services	611	826	13.6	16
6.	Food and beverage stores	445	816	16.4	16
7.	Ambulatory health care services	621	673	17.5	16
8.	Nursing and residential care facilities	623	645	23.8	16
9.	Hospitals	622	601	18.7	16
10.	Specialty trade contractors	238	478	17.5	16
11.	Clothing and clothing accessories stores	448	368	16.9	16
12.	Truck transportation	484	341	18.4	16
13.	Social assistance	624	298	18.2	16
14.	Food manufacturing	311	279	22.5	16
15.	Publishing industries (except Internet)	511	276	23.4	16
16.	Machinery manufacturing	333	275	16.2	16
17.	Fabricated metal product manufacturing	332	269	19.6	16
18.	Health and personal care stores	446	264	16.9	16
19.	Credit intermediation and related activities	522	251	15.9	16
20.	Local, municipal and regional public administration	913	251	16.3	16
21.	Motor vehicle and parts dealers	441	247	16.4	16
22.	General merchandise stores	452	243	16.6	16
23.	Construction of buildings	236	240	20.3	16
24.	Miscellaneous store retailers	453	231	19.3	16
25.	Machinery, equipment and supplies merchant wholesalers	417	224	17.4	16
26.	Amusement, gambling and recreation industries	713	205	18.7	16
27.	Building material and garden equipment and supplies dealers	444	200	15.6	16
28.	Accommodation services	721	186	19.2	16
29.	Furniture and home furnishings stores	442	178	16.0	16
30.	Personal and laundry services	812	175	15.6	16
31.	Repair and maintenance	811	172	18.8	16



TOP HIRING SECTORS BY 4-DIGIT NAICS CODE

What sectors are hiring?

	4-DIGIT NAICS LABEL	NAICS CODE	POSTING COUNT ▾	AVG POSTING LENGTH IN DAYS	MEDIAN POSTING LENGTH IN DAYS
1.	Employment services	5613	2,334	17.5	16
2.	Full-service restaurants and limited-service eating places	7225	966	21.0	16
3.	Grocery stores	4451	678	16.4	16
4.	General medical and surgical hospitals	6221	597	18.7	16
5.	Insurance carriers	5241	584	15.3	16
6.	Community care facilities for the elderly	6233	446	17.2	16
7.	Computer systems design and related services	5415	402	18.8	16
8.	Services to buildings and dwellings	5617	369	22.6	16
9.	Universities	6113	351	16.4	16
10.	Architectural, engineering and related services	5413	346	18.7	16
11.	Agencies, brokerages and other insurance related activities	5242	302	17.1	16
12.	Clothing stores	4481	297	17.1	16
13.	General freight trucking	4841	290	19.0	16
14.	Health and personal care stores	4461	264	16.9	16
15.	Software publishers	5112	264	23.6	16
16.	Other local, municipal and regional public administration	9139	247	16.3	16
17.	Elementary and secondary schools	6111	220	8.1	5
18.	Management, scientific and technical consulting services	5416	214	20.6	16
19.	Depository credit intermediation	5221	210	16.1	16
20.	Building material and supplies dealers	4441	191	15.6	16
21.	Traveller accommodation	7211	184	19.2	16
22.	Building equipment contractors	2382	184	17.6	16
23.	Home health care services	6216	171	20.4	16
24.	Individual and family services	6241	165	18.4	16
25.	Construction, forestry, mining, and industrial machinery, equipment and supplies merchant wholesalers	4172	164	16.2	16
26.	Accounting, tax preparation, bookkeeping and payroll services	5412	162	15.7	16
27.	Automobile dealers	4411	159	16.5	16
28.	Other amusement and recreation industries	7139	156	19.3	16
29.	Offices of dentists	6212	153	16.3	16
30.	Other miscellaneous store retailers	4539	151	20.7	16
31.	Automotive repair and maintenance	8111	146	19.0	16



TOP HIRING SECTORS BY 5-DIGIT NAICS CODE

What sectors are hiring?

	5-DIGIT NAICS LABEL	NAICS CODE	POSTING COUNT ▾	AVG POSTING LENGTH IN DAYS	MEDIAN POSTING LENGTH IN DAYS
1.	Employment placement agencies and executive search services	56131	2,310	17.3	16
2.	Full-service restaurants and limited-service eating places	72251	966	21.0	16
3.	Supermarkets and other grocery (except convenience) stores	44511	668	16.5	16
4.	General medical and surgical hospitals	62211	597	18.7	16
5.	Direct life, health and medical insurance carriers	52411	527	15.2	16
6.	Community care facilities for the elderly	62331	446	17.2	16
7.	Computer systems design and related services	54151	402	18.8	16
8.	Universities	61131	351	16.4	16
9.	Insurance agencies and brokerages	52421	302	17.1	16
10.	Software publishers	51121	264	23.6	16
11.	Other local, municipal and regional public administration	91391	247	16.3	16
12.	Engineering services	54133	223	18.1	16
13.	Elementary and secondary schools	61111	220	8.1	5
14.	Banking	52211	183	15.9	16
15.	Hotels (except casino hotels) and motels	72111	179	19.4	16
16.	Home health care services	62161	171	20.4	16
17.	Landscaping services	56173	170	21.8	16
18.	General freight trucking, long distance	48412	165	19.4	16
19.	Management consulting services	54161	163	21.1	16
20.	Accounting, tax preparation, bookkeeping and payroll services	54121	162	15.7	16
21.	Pharmacies and drug stores	44611	158	16.1	16
22.	Offices of dentists	62121	153	16.3	16
23.	Wired and wireless telecommunications carriers (except satellite)	51731	142	16.0	16
24.	New car dealers	44111	141	16.6	16
25.	Industrial machinery, equipment and supplies merchant wholesalers	41723	139	16.5	16
26.	Plumbing, heating and air-conditioning contractors	23822	138	18.0	16
27.	Department stores	45211	136	15.1	16
28.	Janitorial services	56172	134	25.6	16
29.	Residential building construction	23611	127	20.0	16
30.	Community colleges and C.E.G.E.P.s	61121	125	15.6	16
31.	General freight trucking, local	48411	125	18.5	16



TOP HIRING SECTORS BY 6-DIGIT NAICS CODE

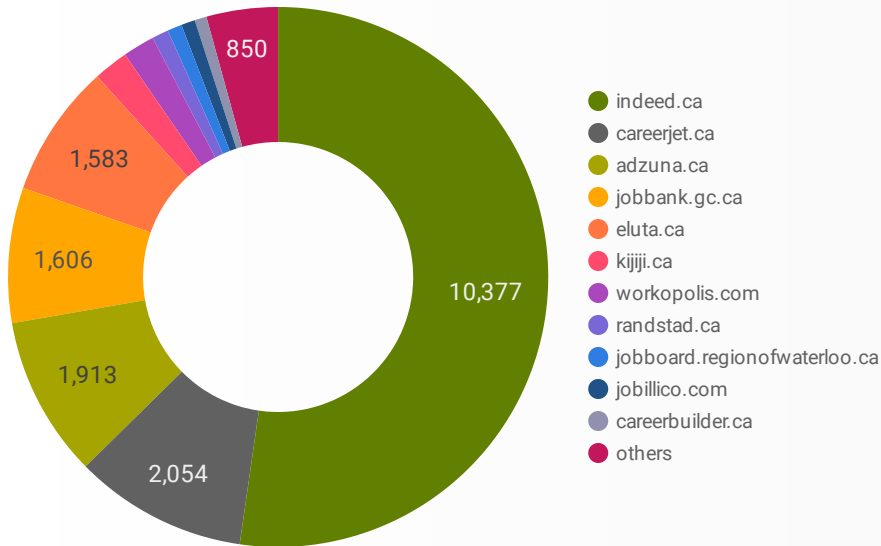
What sectors are hiring?

	6-DIGIT NAICS LABEL	NAICS CODE	POSTING COUNT ▼	AVG POSTING LENGTH IN DAYS	MEDIAN POSTING LENGTH IN DAYS
1.	Employment placement agencies and executive search services	561310	2,310	17.3	16
2.	Supermarkets and other grocery (except convenience) stores	445110	668	16.5	16
3.	General (except paediatric) hospitals	622111	597	18.7	16
4.	Full-service restaurants	722511	519	22.0	16
5.	Limited-service eating places	722512	447	20.0	16
6.	Community care facilities for the elderly	623310	446	17.2	16
7.	Computer systems design and related services (except video game design and development)	541514	402	18.8	16
8.	Universities	611310	351	16.4	16
9.	Direct individual life, health and medical insurance carriers	524111	310	16.7	16
10.	Insurance agencies and brokerages	524210	302	17.1	16
11.	Software publishers (except video game publishers)	511211	254	23.7	16
12.	Other local, municipal and regional public administration	913910	247	16.3	16
13.	Engineering services	541330	223	18.1	16
14.	Elementary and secondary schools	611110	220	8.1	5
15.	Direct group life, health and medical insurance carriers	524112	217	12.8	14
16.	Home health care services	621610	171	20.4	16
17.	Landscaping services	561730	170	21.8	16
18.	Hotels	721111	169	19.5	16
19.	Pharmacies and drug stores	446110	158	16.1	16
20.	Offices of dentists	621210	153	16.3	16
21.	Wired and wireless telecommunications carriers (except satellite)	517310	142	16.0	16
22.	New car dealers	441110	141	16.6	16
23.	Industrial machinery, equipment and supplies merchant wholesalers	417230	139	16.5	16
24.	Plumbing, heating and air-conditioning contractors	238220	138	18.0	16
25.	Department stores	452110	136	15.1	16
26.	Corporate and institutional banking industry	522112	130	16.2	16
27.	Janitorial services (except window cleaning)	561722	128	26.0	16
28.	Residential building construction	236110	127	20.0	16
29.	General freight trucking, local	484110	125	18.5	16
30.	Community colleges and C.E.G.E.P.s	611210	125	15.6	16



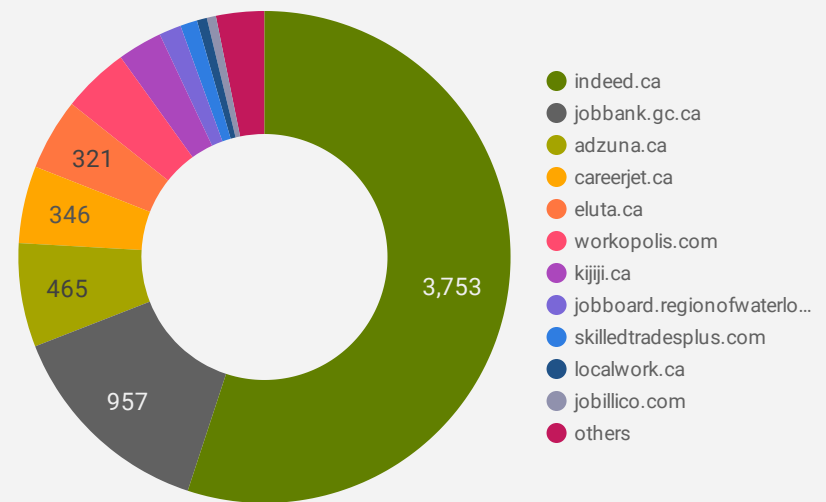
JOB POSTINGS BY JOB BOARD

What share of unique job postings appear on each job board?



COMPANIES BY JOB BOARD

What share of unique job postings appear on each job board?



JOB POSTING DETAILS BY JOB BOARD

How does job posting activity differ by job board?

	JOB BOARD	POSTING COUNT ▾	AVG POSTING LENGTH IN DAYS	MEDIAN POSTING LENGTH IN DAYS	# OF COMPANIES
1.	indeed.ca	10,377	15.9	16	3,753
2.	careerjet.ca	2,054	20.5	22	346
3.	adzuna.ca	1,913	13.1	14	465
4.	jobbank.gc.ca	1,606	37.3	28	957
5.	eluta.ca	1,583	16.0	16	321
6.	kijiji.ca	414	15.0	15	200
7.	workopolis.com	377	13.9	14	299
8.	randstad.ca	197	25.9	14	1
9.	jobboard.regionofwaterloo.ca	173	130.5	68	99
10.	jobillico.com	165	52.5	15	41
11.	careerbuilder.ca	142	21.6	30	19
12.	network.applytoeducation.com	139	4.7	4	4
13.	rncareers.ca	132	35.3	21	28
14.	skilledtradesplus.com	113	15.6	12	76
15.	agilec.ca	90	33.0	24	33
16.	careerarc.com	85	42.7	29	24
17.	localwork.ca	69	18.7	18	45