



Workforce Planning Board of Waterloo Wellington Dufferin

JOB DEMAND REPORT AUGUST 2022

HIGHLIGHTS

JOB POSTINGS BY THE NUMBERS

POSTING COUNT	NEW THIS MONTH	COMPANIES	JOB BOARDS
23,575	16,232	6,115	33

OF DAYS POSTED

AVERAGE	MEDIAN
16.5	16

REPORT BUILDER

The default filter selection below will show all job demand data for the month. You can use the filters to create a customized report for the purpose of understanding a subset of the data.

OCCUPATION FILTERS

SKILL TYPE NAME / 1-DIGIT NOC	▼
MAJOR GROUP / 2-DIGIT NOC	▼
MINOR GROUP / 3-DIGIT NOC	▼
UNIT GROUP / 4-DIGIT NOC	▼
SKILL LEVEL	▼
JOB TYPE	▼
JOB DURATION	▼
ADDITIONAL LANGUAGE	▼
SPECIFIC JOB TAGS	▼

INDUSTRY/SECTOR FILTERS

HIRING SECTOR BY 2-DIGIT NAICS CODE	▼
HIRING SECTOR BY 3-DIGIT NAICS CODE	▼
HIRING SECTOR BY 4-DIGIT NAICS CODE	▼
HIRING SECTOR BY 5-DIGIT NAICS CODE	▼
HIRING SECTOR BY 6-DIGIT NAICS CODE	▼

OTHER FILTERS

MUNICIPALITY	▼
REGION	▼
JOB BOARD	▼

NOC = National Occupation Classification | NAICS = North American Industry Classification System

Page 1 of 20

Source:

Job posting data collected by the Workforce Planning Board of Waterloo Wellington Dufferin from job boards and employer websites who recruit candidates in Waterloo Region, Wellington County, Guelph, and Dufferin County.



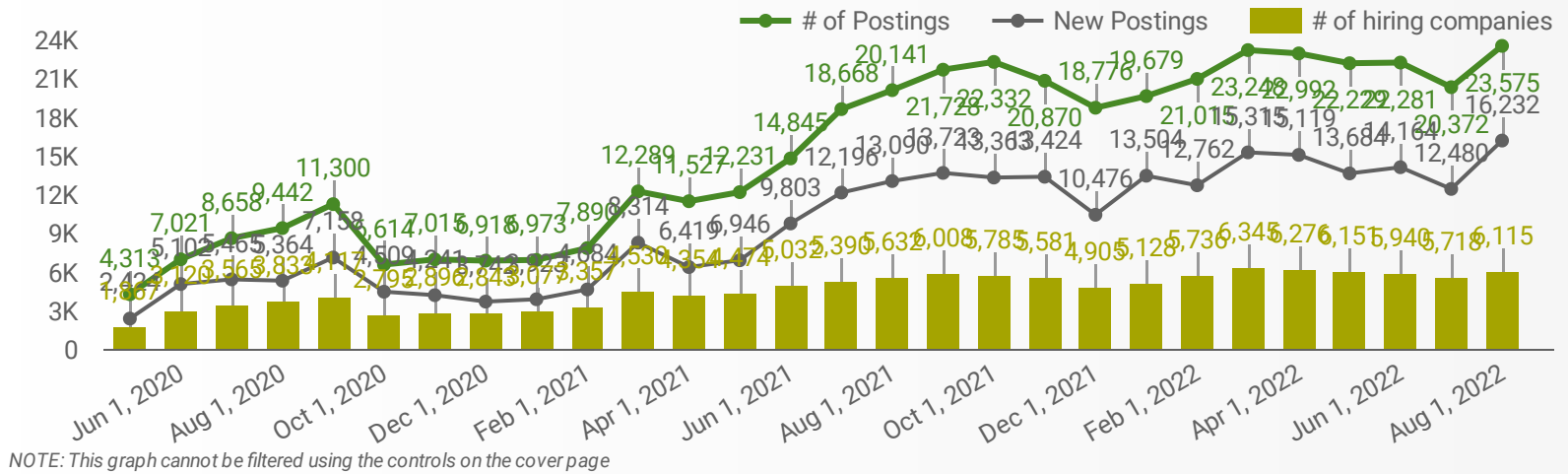
This Employment Ontario service is funded in part by the Government of Canada and the Government of Ontario.

Ce service Emploi Ontario est financé en partie par le gouvernement du Canada et le gouvernement de l'Ontario.



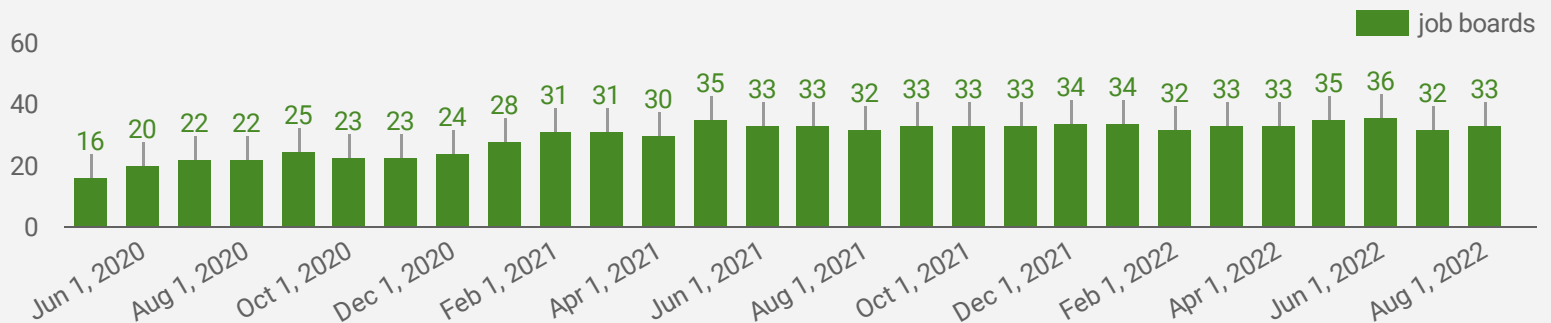
JOB POSTINGS BY MONTH FOR ALL REGIONS

How many job postings were active for at least 1 day this month?



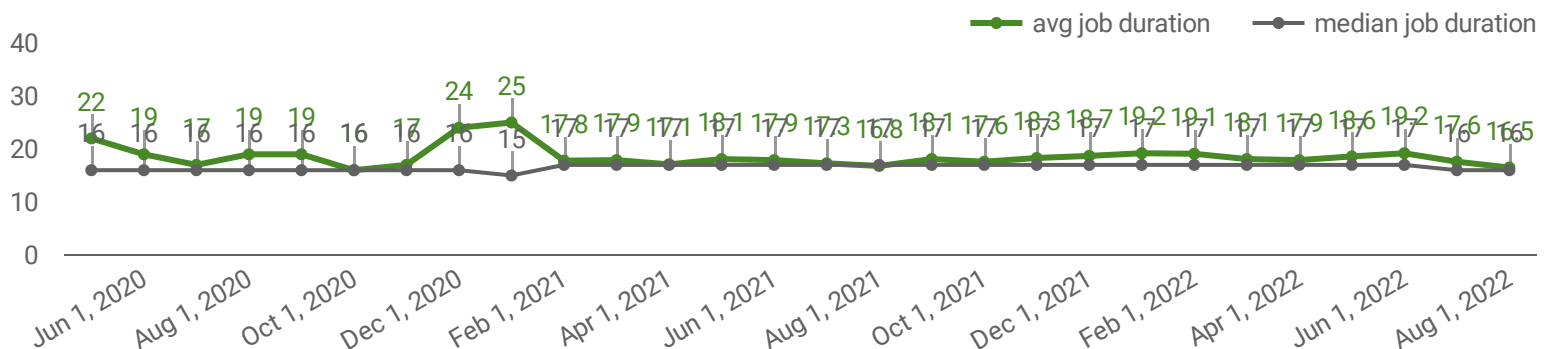
NUMBER OF ACTIVE JOB BOARDS

How many job postings were active for at least 1 day this month on these job boards?



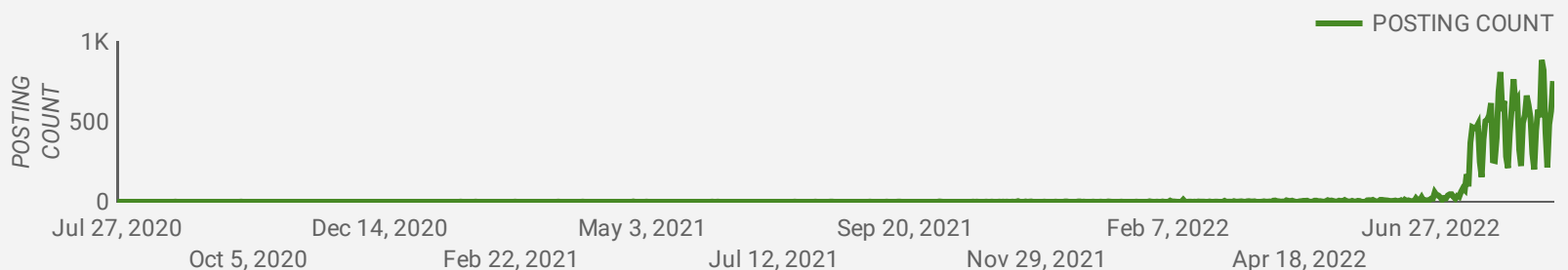
AVG & MEDIAN POSTING LENGTH BY DAYS

How long are employers having to recruit for to find candidates to fill their job vacancies?



POST DATE TIMELINE FOR THIS MONTH'S ACTIVE JOB POSTINGS

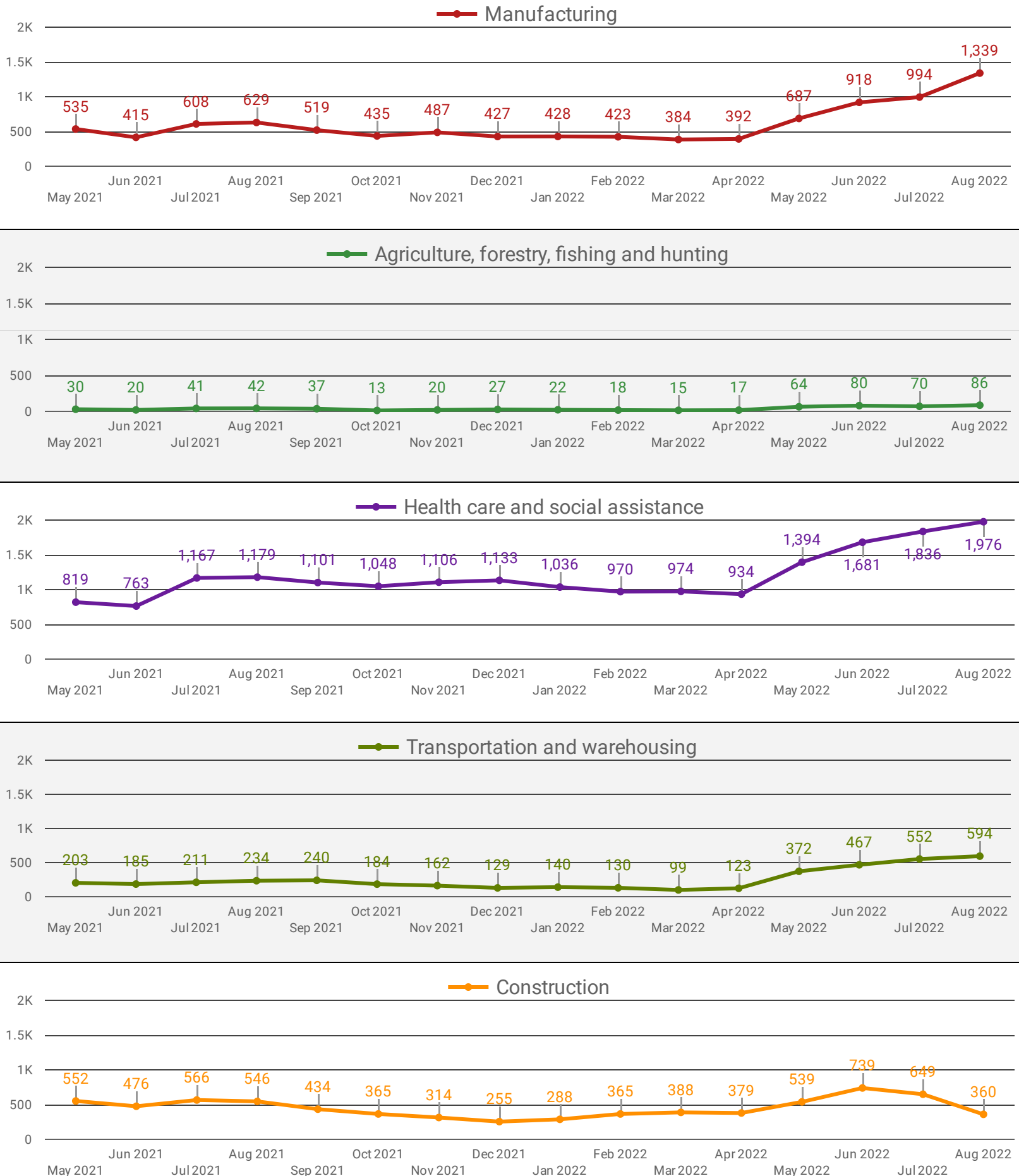
How many job postings were active for at least 1 day this month?





DEMAND BY KEY SECTOR (ALL REGIONS)

How many job postings were active for at least 1 day this month by sector?

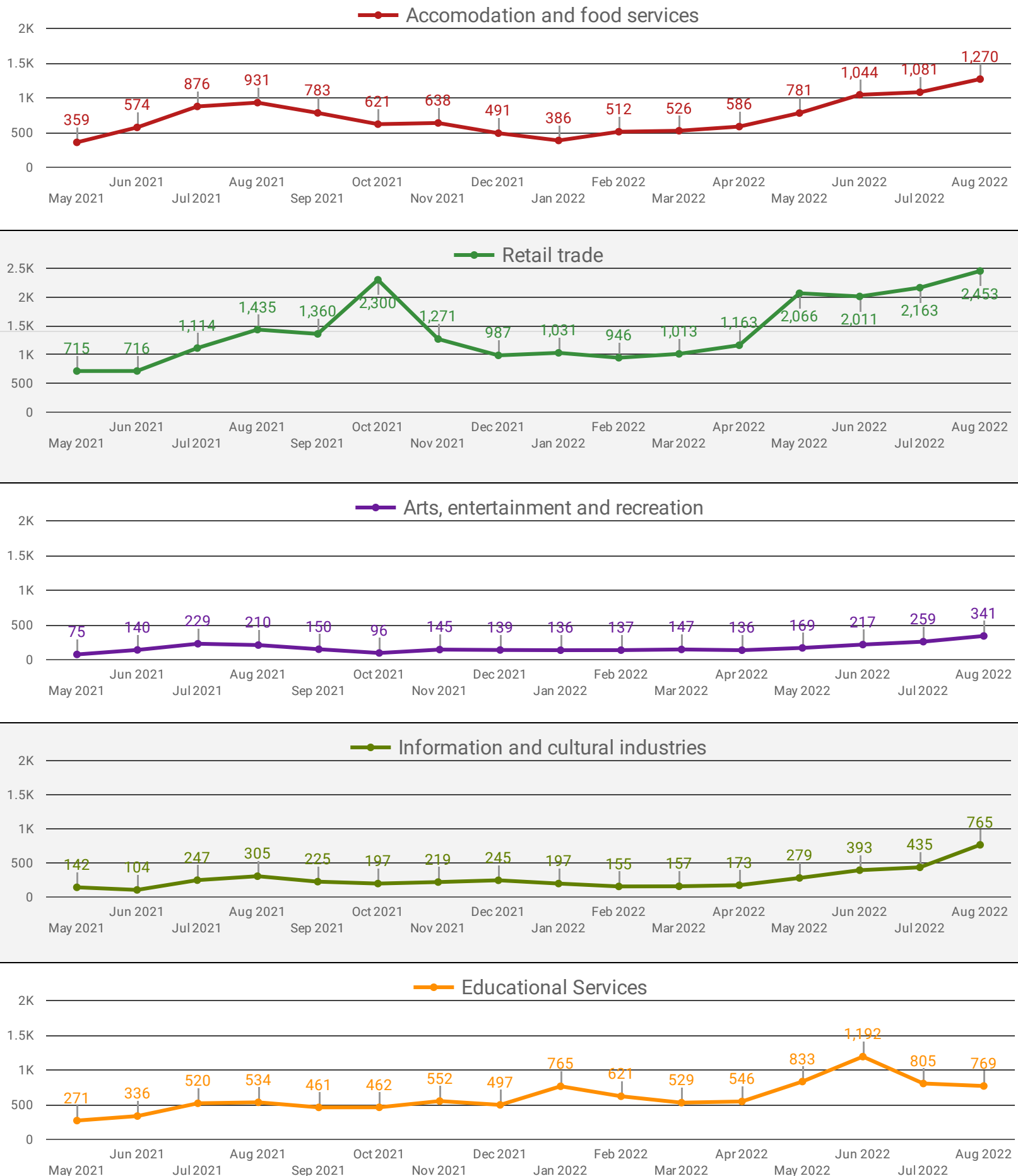


NOTE: This graph cannot be filtered using the controls on the cover page



DEMAND BY IMPACTED SECTOR (ALL REGIONS)

How many job postings were active for at least 1 day this month by sector?



NOTE: This graph cannot be filtered using the controls on the cover page



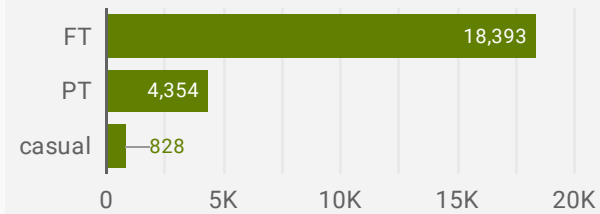
JOB POSTINGS BY COUNTY

How many job postings were active for at least 1 day this month?

	COUNTY	POSTING COUNT ▾	AVG POSTING LENGTH IN DAYS	MEDIAN POSTING LENGTH IN DAYS
1.	Waterloo Region	16,623	16.0	16
2.	City of Guelph	4,450	17.9	16
3.	Wellington County	1,059	18.4	16
4.	Dufferin County	1,033	17.6	16

JOB TYPE

Full-time vs Part-time



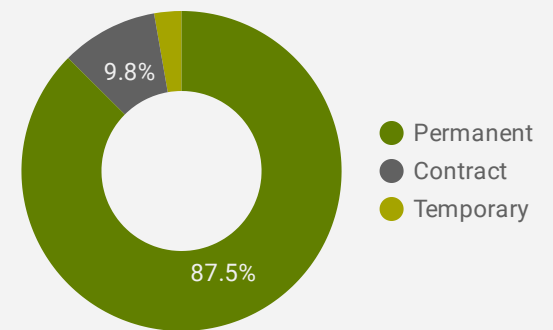
JOB POSTINGS BY MUNICIPALITY

Where are job opportunities being offered?

	MUNICIPALITY	POSTING COUNT ▾	AVG POSTING LENGTH IN DAYS	MEDIAN POSTING LENGTH IN DAYS
1.	City of Kitchener	5,965	15.7	15
2.	City of Waterloo	5,770	15.7	14
3.	City of Guelph	4,450	17.9	16
4.	City of Cambridge	3,742	16.7	16
5.	Town of Orangeville	839	17.5	16
6.	Woolwich Township	503	16.3	16
7.	Township of Centre Wellington	488	19.0	16
8.	Township of Wilmot	297	16.3	16
9.	Township of North Dumfries	261	18.6	16
10.	Township of Wellington North	177	20.5	16

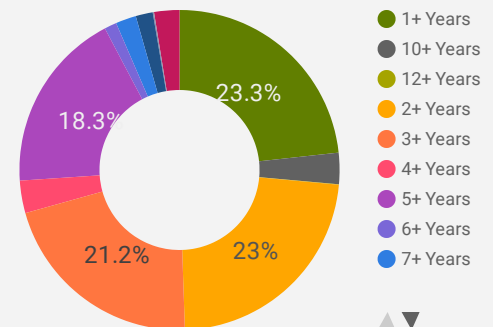
JOB DURATION

Permanency of jobs posted



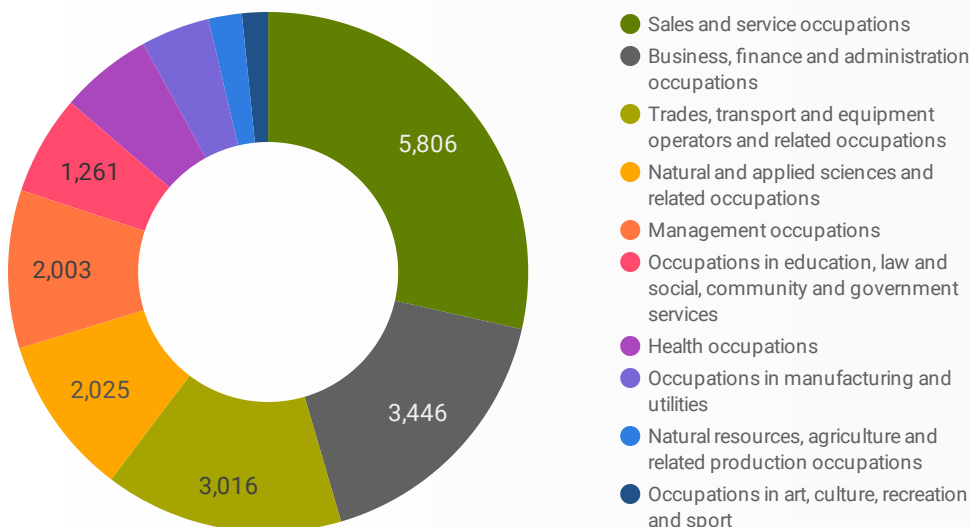
JOB EXPERIENCE

Job Postings by Experience Level Required



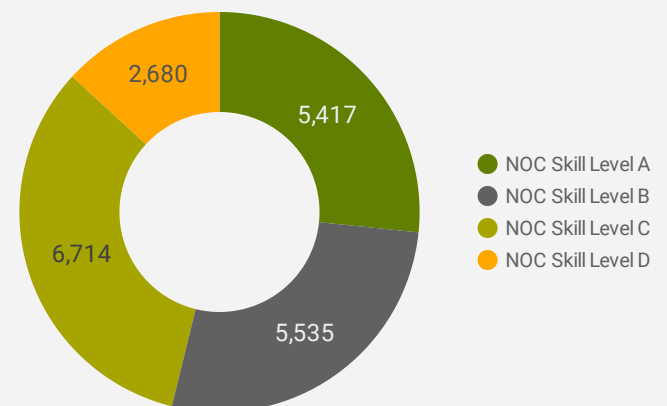
JOB POSTINGS BY JOB CATEGORY

What broad occupational category is being recruited?



JOB POSTINGS BY SKILL LEVEL

What education do occupations typically require?



Skill Level A = Usually University education | Skill Level B = Usually College education or Apprenticeship training | Skill Level C = Usually Secondary education or occupation-specific training | Skill Level D = Usually on-the-job training



TOP HIRING EMPLOYERS & AGENCIES

Who is hiring?

	COMPANY	COUNTY	POSTINGS COUNT ▾	AVG POSTING LENGTH IN DAYS	MEDIAN POSTING LENGTH IN DAYS
1.	Manulife	Waterloo Region	309	14.1	14
2.	Grand River Hospital	Waterloo Region	278	14.9	14
3.	Google	Waterloo Region	269	13.9	14
4.	Sun Life Financial	Waterloo Region	263	13.2	14
5.	WATERLOO REGION DISTRICT SCHOOL BOARD	Waterloo Region	193	2.3	2
6.	Randstad Canada	City of Guelph	173	23.6	16
7.	Definity Financial Corporation	Waterloo Region	155	11.3	14
8.	Randstad Canada	Waterloo Region	153	30.4	16
9.	University of Waterloo	Waterloo Region	145	19.0	16
10.	University of Guelph	City of Guelph	125	15.7	16
11.	Wilfrid Laurier University	Waterloo Region	117	14.8	16
12.	Loblaw Companies Limited	Waterloo Region	116	13.1	14
13.	loblaws	Waterloo Region	114	14.0	14
14.	OpenText	Waterloo Region	109	19.2	16
15.	Homewood Health	City of Guelph	102	37.2	22
16.	Opentext Corporation	Waterloo Region	99	12.7	14
17.	Sun Life	Waterloo Region	96	15.8	16
18.	Sun Life Financial Inc.	Waterloo Region	93	16.0	16
19.	Blackberry Limited	Waterloo Region	92	12.7	14
20.	ATS Automation Tooling Systems Inc.	Waterloo Region	78	15.7	16
21.	Tri-County Mennonite Homes	Waterloo Region	74	16.0	15
22.	Grand River Hospital Corp.	Waterloo Region	74	16.0	16
23.	Conestoga College	Waterloo Region	67	17.0	16
24.	Equest	Waterloo Region	63	14.0	14
25.	Arctic Wolf Networks	Waterloo Region	63	12.6	14
26.	Linamar Corp	City of Guelph	63	15.9	16
27.	Loblaw	Waterloo Region	63	14.5	9
28.	Region of Waterloo	Waterloo Region	62	15.5	14
29.	D2L	Waterloo Region	62	12.6	14
30.	Cambridge Memorial Hospital	Waterloo Region	61	12.1	13
31.	Sienna Senior Living	Waterloo Region	60	12.3	14



TOP HOURLY WAGES IN JOB POSTINGS

What are employers willing to pay to find the perfect candidate?

of Minimum Wage Jobs
257

	JOB TITLE	COMPANY	LOCATION	HOURLY WAGE ▾
1.	Data Entry Position Work From Home - Part-Time Focus Group Participants	FocusGroupJobs	City of Cambridge	250 <div></div>
2.	Child And Adolescent Psychiatrist	Grand River Hospital Corporation	City of Kitchener	127.37 <div></div>
3.	Opportunity For Wellness Practitioners	Path To Wellness Massage	City of Waterloo	118 <div></div>
4.	Consultant with Salesforce, ZiftONE implementation experience	PrecisionERP	City of Waterloo	100 <div></div>
5.	Hauler	Muve-it App	#N/A	90 <div></div>
6.	Psychotherapist	Full Potential Collaborative Professional and Educational Services	City of Cambridge	90 <div></div>
7.	Moving Team Of 2 Needed - \$30 To \$40 Per Hour, Plus Tips, Each	Moving	City of Kitchener	80 <div></div>
8.	Dc (doctor Of Chiropractic)	Guelph Medical Place Physiotherapy and Health Centre	City of Guelph	80 <div></div>
9.	Osteopath	Guelph Rehab Centre	City of Guelph	80 <div></div>
10.	Osteopath - Physician	Guelph Medical Place Physiotherapy and Health Centre	City of Guelph	70 <div></div>
				1 - 100 / 2963 < >

TOP SALARIES IN JOB POSTINGS

What are employers willing to pay to find the perfect candidate?

	JOB TITLE	COMPANY	LOCATION	ANNUAL SALARY ▾
1.	Real Estate Agent - Pre-qualified Buyers & Seller Meetings Booked For You!	Zoocasa Realty Inc	City of Kitchener	350,000 <div></div>
2.	Intermodal Driver	Altom Transport	City of Kitchener	300,000 <div></div>
3.	Principal Investigator	MDpreferred	City of Guelph	275,000 <div></div>
4.	Department Head - University	University of Waterloo	City of Waterloo	230,000 <div></div>
5.	Professor, University	University of Waterloo	City of Waterloo	200,000 <div></div>
6.	General Manager	Approval Capital	City of Cambridge	200,000 <div></div>
7.	Owner Operators Needed For Dedicated Canada Only Runs	TODC	City of Cambridge	200,000 <div></div>
8.	Used Car Manager	Approval Capital	City of Cambridge	200,000 <div></div>
9.	Sales Manager	Hiemstra Trailer Sales	City of Cambridge	200,000 <div></div>
10.	Senior Kinaxis Solution Architect (Remote)	Molex	City of Waterloo	185,000 <div></div>
11.	Senior Project Manager	University of Waterloo	City of Waterloo	175,000 <div></div>
				1 - 100 / 4511 < >

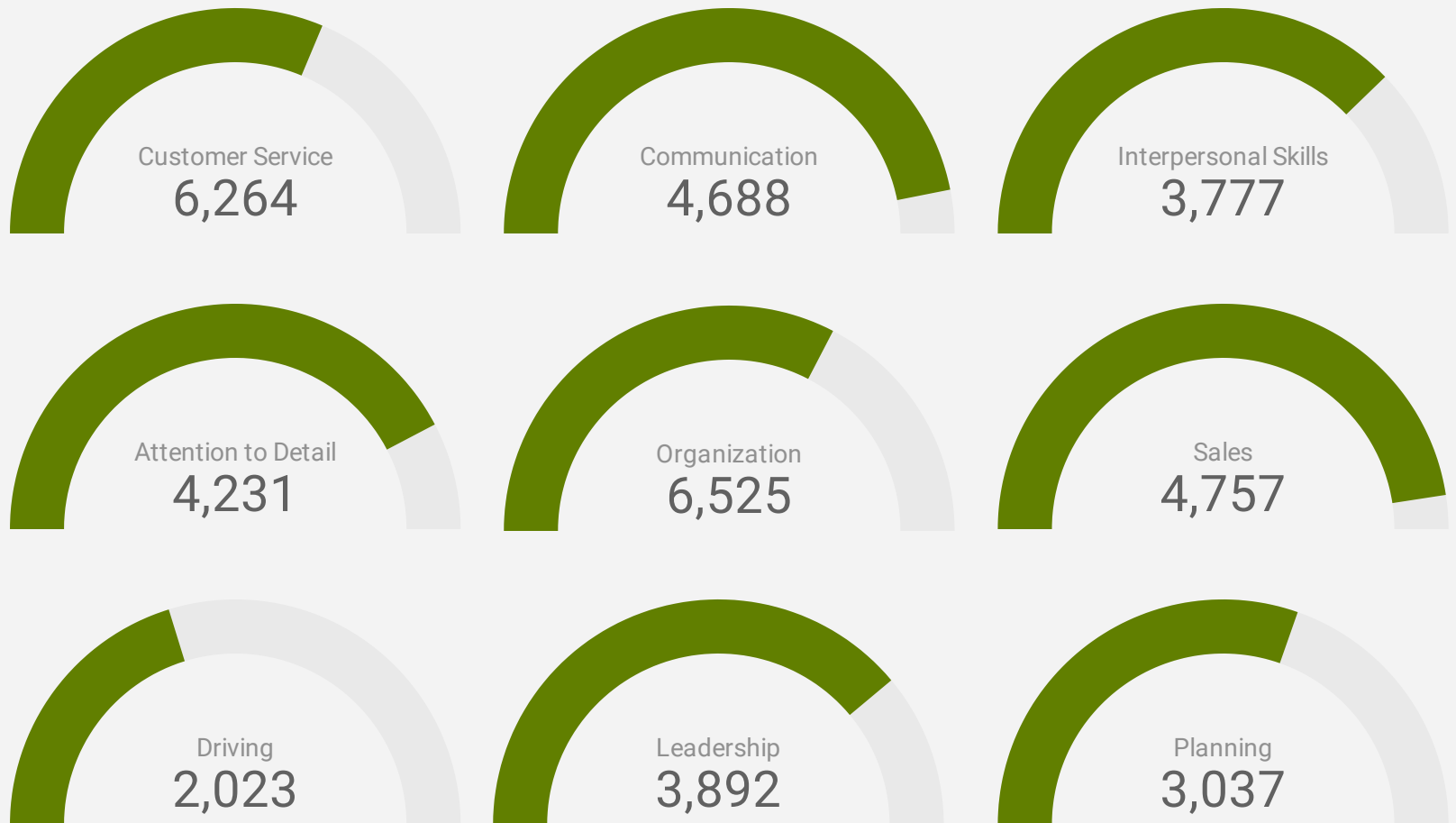


TOP IN-DEMAND SKILLS

How many times were these skills found in job postings?

ACTIVE JOB POSTINGS THIS MONTH

23,575

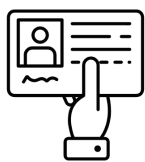


KEY JOB REQUIREMENTS

How often are these requirements desired in job postings?

ACTIVE JOB POSTINGS THIS MONTH

10,861



Driver's License

3,918



First Aid

762



Regular Access to a Vehi

667



Criminal Record Check

967



Microsoft Office

1,674



Food Safety

633



TOP OCCUPATIONS BY SKILL, FREQUENCY & DURATION

What jobs are in-demand and/or hard to fill?

	4 DIGIT NOC	4 DIGIT NOC NAME	SKILL LEVEL	POSTING COUNT	AVG POSTING LENGTH IN DAYS	MEDIAN POSTING LENGTH IN DAYS
1.	6421	Retail salespersons	NOC Skill Level C	1,083	16.0	16
2.	7452	Material handlers	NOC Skill Level C	751	17.7	16
3.	6552	Other customer and information services representatives	NOC Skill Level C	630	16.4	16
4.	6711	Food counter attendants, kitchen helpers and related support occupations	NOC Skill Level D	555	16.4	16
5.	6322	Cooks	NOC Skill Level B	471	19.9	16
6.	0621	Retail and wholesale trade managers	NOC Skill Level A	448	15.9	16
7.	1241	Administrative assistants	NOC Skill Level B	446	17.3	16
8.	7514	Delivery and courier service drivers	NOC Skill Level C	396	16.2	16
9.	7511	Transport truck drivers	NOC Skill Level C	377	17.4	16
10.	4412	Home support workers, housekeepers and related occupations	NOC Skill Level C	357	17.7	16
11.	2174	Computer programmers and interactive media developers	NOC Skill Level A	350	16.6	14
12.	8612	Landscaping and grounds maintenance labourers	NOC Skill Level D	350	16.5	16
13.	6622	Store shelf stockers, clerks and order fillers	NOC Skill Level D	334	14.6	14
14.	1221	Administrative officers	NOC Skill Level B	334	17.5	16
15.	2173	Software engineers and designers	NOC Skill Level A	332	15.6	14
16.	6731	Light duty cleaners	NOC Skill Level D	275	16.4	16
17.	6513	Food and beverage servers	NOC Skill Level C	256	15.6	15.5
18.	3012	Registered nurses and registered psychiatric nurses	NOC Skill Level A	206	18.5	14
19.	3233	Licensed practical nurses	NOC Skill Level B	203	16.3	16
20.	1414	Receptionists	NOC Skill Level C	203	16.4	16
21.	0601	Corporate sales managers	NOC Skill Level A	200	16.9	14
22.	1121	Human resources professionals	NOC Skill Level A	192	16.8	16
23.	4212	Social and community service workers	NOC Skill Level B	189	16.5	16
24.	6611	Cashiers	NOC Skill Level D	184	15.1	16
25.	1123	Professional occupations in advertising, marketing and public relations	NOC Skill Level A	180	17.2	16
26.	1521	Shippers and receivers	NOC Skill Level C	180	16.0	16
27.	6411	Sales and account representatives - wholesale trade (non-technical)	NOC Skill Level C	177	17.8	16
28.	6733	Janitors, caretakers and building superintendents	NOC Skill Level D	176	15.7	16
29.	6623	Other sales related occupations	NOC Skill Level D	167	15.5	16



JOB POSTINGS BY 3-DIGIT NATIONAL OCCUPATION CLASSIFICATION

What jobs are hard to fill and/or in-demand?

	3 DIGIT NOC	3 DIGIT NOC NAME	SKILL LEVEL	POSTING COUNT ▾	AVG POSTING LENGTH IN DAYS	MEDIAN POSTING LENGTH IN DAYS
1.	642	Retail salespersons	NOC Skill Level C	1,083	16.0	16
2.	217	Computer and information systems professionals	NOC Skill Level A	934	16.4	14
3.	751	Motor vehicle and transit drivers	NOC Skill Level C	802	16.8	16
4.	745	Longshore workers and material handlers	NOC Skill Level C	751	17.7	16
5.	655	Customer and information services representatives	NOC Skill Level C	695	16.2	16
6.	122	Administrative and regulatory occupations	NOC Skill Level B	666	16.8	16
7.	673	Cleaners	NOC Skill Level D	577	16.1	16
8.	671	Food counter attendants, kitchen helpers and related support occupations	NOC Skill Level D	555	16.4	16
9.	632	Chefs and cooks	NOC Skill Level B	550	20.7	16
10.	662	Other sales support and related occupations	NOC Skill Level D	501	14.9	14
11.	124	Office administrative assistants - general, legal and medical	NOC Skill Level B	497	17.3	16
12.	112	Human resources and business service professionals	NOC Skill Level A	475	16.6	16
13.	062	Retail and wholesale trade managers	NOC Skill Level A	448	15.9	16
14.	111	Auditors, accountants and investment professionals	NOC Skill Level A	432	16.2	14
15.	651	Occupations in food and beverage service	NOC Skill Level C	417	15.9	16
16.	441	Home care providers and educational support occupations	NOC Skill Level C	382	17.4	16
17.	141	General office workers	NOC Skill Level C	369	16.6	16
18.	861	Harvesting, landscaping and natural resources labourers	NOC Skill Level D	353	16.6	16
19.	152	Supply chain logistics, tracking and scheduling co-ordination occupations	NOC Skill Level C	353	16.1	16
20.	421	Paraprofessional occupations in legal, social, community and education services	NOC Skill Level B	351	16.4	16
21.	341	Assisting occupations in support of health services	NOC Skill Level C	284	19.1	16
22.	011	Senior managers - construction, transportation, production and utilities	NOC Skill Level A	280	17.9	16
23.	961	Labourers in processing, manufacturing and utilities	NOC Skill Level D	264	22.8	16
24.	323	Other technical occupations in health care	NOC Skill Level B	258	16.2	16
25.	131	Finance, insurance and related business administrative occupations	NOC Skill Level B	224	18.3	16
26.	143	Financial, insurance and related administrative support workers	NOC Skill Level C	221	15.3	16
27.	301	Professional occupations in nursing	NOC Skill Level A	216	18.4	14
28.	214	Other engineers	NOC Skill Level A	213	16.0	14
29.	012	Senior managers - construction, transportation, production and	NOC Skill Level A	212	15.0	16



JOB POSTINGS BY 2-DIGIT NATIONAL OCCUPATION CLASSIFICATION

What jobs are hard to fill and/or in-demand?

	2 DIGIT NOC	2 DIGIT NOC NAME	SKILL LEVEL	POSTING COUNT ▾	AVG POSTING LENGTH IN DAYS	MEDIAN POSTING LENGTH IN DAYS
1.	21	Professional occupations in natural and applied sciences	NOC Skill Level A	1,465	16.6	14
2.	65	Service representatives and other customer and personal services occupations	NOC Skill Level C	1,396	16.1	16
3.	12	Administrative and financial supervisors and administrative occupations	NOC Skill Level B	1,271	17.1	16
4.	64	Sales representatives and salespersons - wholesale and retail trade	NOC Skill Level C	1,260	16.2	16
5.	67	Service support and other service occupations, n.e.c.	NOC Skill Level D	1,192	16.3	16
6.	11	Professional occupations in business and finance	NOC Skill Level A	907	16.4	16
7.	75	Transport and heavy equipment operation and related maintenance occupations	NOC Skill Level C	899	16.8	16
8.	63	Service supervisors and specialized service occupations	NOC Skill Level B	892	22.7	16
9.	74	Other installers, repairers and servicers and material handlers	NOC Skill Level C	834	18.2	16
10.	06	Middle management occupations in retail and wholesale trade and customer services	NOC Skill Level A	803	16.8	16
11.	72	Industrial, electrical and construction trades	NOC Skill Level B	702	18.8	16
12.	66	Sales support occupations	NOC Skill Level D	685	15.0	14
13.	14	Office support occupations	NOC Skill Level C	640	16.1	16
14.	22	Technical occupations related to natural and applied sciences	NOC Skill Level B	560	16.8	16
15.	01	Senior managers - construction, transportation, production and utilities	NOC Skill Level A	492	17.0	16
16.	32	Technical occupations in health	NOC Skill Level B	478	16.3	16
17.	15	Distribution, tracking and scheduling co-ordination occupations	NOC Skill Level C	404	16.0	16
18.	73	Maintenance and equipment operation trades	NOC Skill Level B	395	22.2	16
19.	44	Care providers and educational, legal and public protection support occupations	NOC Skill Level C	388	17.4	16
20.	62	Retail sales supervisors and specialized sales occupations	NOC Skill Level B	381	18.3	16
21.	94	Processing and manufacturing machine operators and related production workers	NOC Skill Level C	354	20.5	16
22.	86	Harvesting, landscaping and natural resources labourers	NOC Skill Level D	353	16.6	16
23.	42	Paraprofessional occupations in legal, social, community and education services	NOC Skill Level B	351	16.4	16
24.	41	Professional occupations in law and social, community and government services	NOC Skill Level A	337	17.3	16
25.	34	Assisting occupations in support of health services	NOC Skill Level C	284	19.1	16
26.	96	Labourers in processing, manufacturing and utilities	NOC Skill Level D	264	22.8	16
					1 - 46 / 46	< >



MULTILINGUAL JOB POSTINGS BY THE NUMBERS

ACTIVE POSTINGS
1,800

NEW POSTINGS
1

COMPANIES
924

LANGUAGES
10

OF DAYS POSTED

AVERAGE
15.3

MEDIAN
16

MULTILINGUAL JOB POSTINGS BY SKILL LEVEL

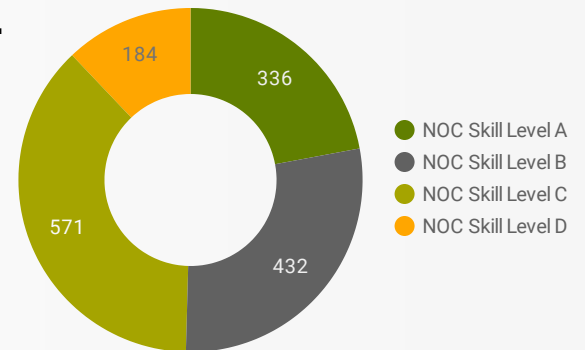
What language skills are employers looking for by occupational skill level?

336 Skill Level A - Management/ Professional Occupations usually requiring University

432 Skill Level B - Usually college education or apprenticeship training

571 Skill Level C - Usually secondary education or occupation-specific training

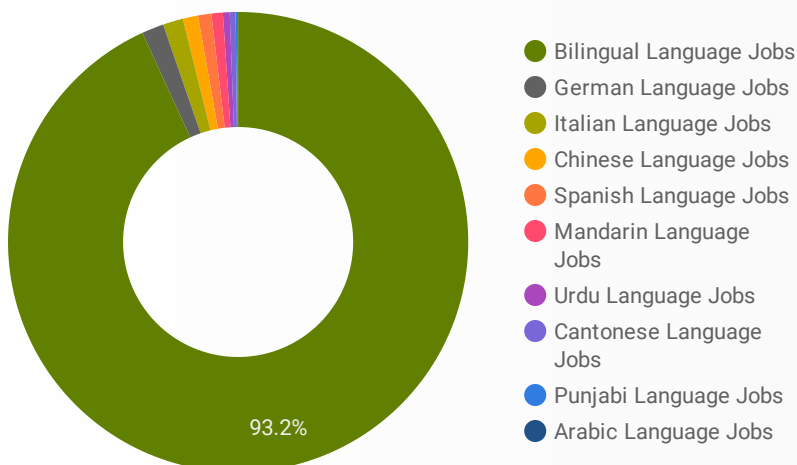
184 Skill Level D - Usually on-the-job training



LANGUAGES	NOC Skill Level A	NOC Skill Level B	NOC Skill Level C	NOC Skill Level D
Bilingual Language...	311	392	536	168
Italian Language J...	2	15	9	2
German Language ...	4	8	4	4
Chinese Language ...	9	1	2	5
Mandarin Language...	4	7	1	2
Cantonese Langua...		2	11	1
Spanish Language ...	2	5	2	2

LANGUAGE SKILLS BREAKDOWN

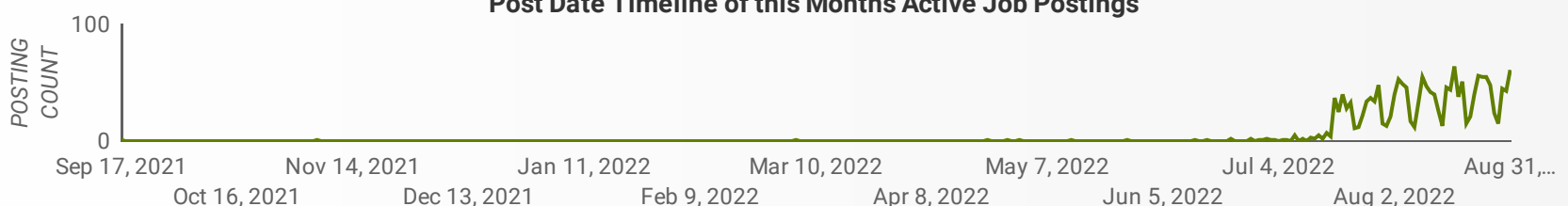
Which kinds of language skills do employers seek?



LANGUAGES	POSTING COUNT
1. Bilingual Language Jobs	1,656
2. Italian Language Jobs	30
3. German Language Jobs	23
4. Spanish Language Jobs	21
5. Chinese Language Jobs	20
6. Mandarin Language Jobs	17

1 - 10 / 10

Post Date Timeline of this Month's Active Job Postings





LANGUAGE SKILLS BEING RECRUITED BY JOB CATEGORY

What language skills are sought by 1-Digit NOC?

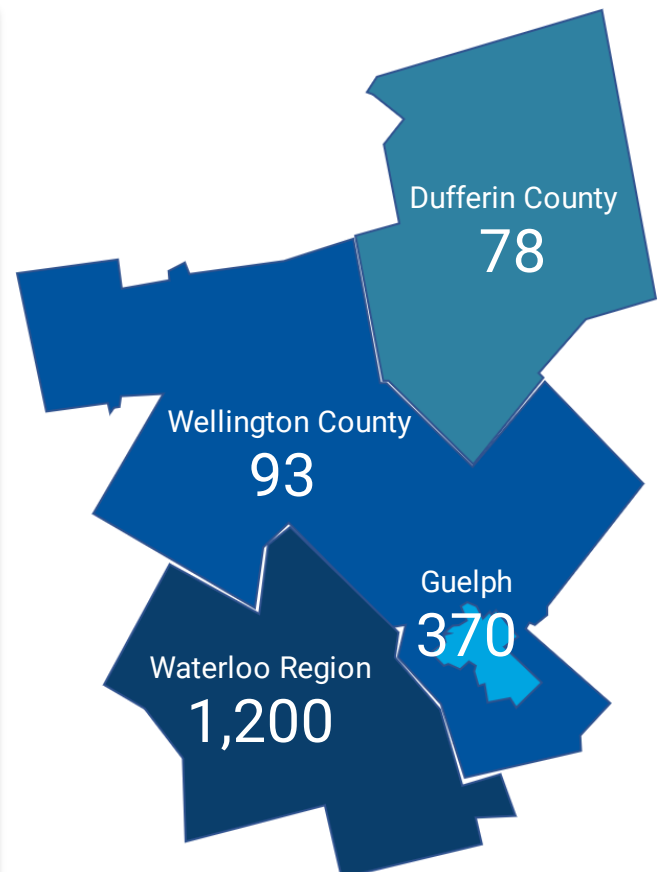
BROAD OCCUPATIONAL CATEGORY	Bilingual ...	Italian La...	German ...	Chinese ...	Mandarin...	Cantones...	Grand total
Business, finance and administration occu...	332	1	4	1	6	2	353
Health occupations	39				2		41
Management occupations	112	2		5			120
Natural and applied sciences and related o...	74			1	2		78
Natural resources, agriculture and related ...	29		2				31
Occupations in art, culture, recreation and ...	29			2	1		32
Occupations in education, law and social, ...	115	2	2				124
Occupations in manufacturing and utilities	37		1				38
Sales and service occupations	464	23	8	7	3	12	526
Trades, transport and equipment operator...	176		3	1			180
Grand total	1,407	28	20	17	14	14	1,523

MULTILINGUAL JOB POSTINGS BY MUNICIPALITY

What language skills are sought by 4-Digit NOC?

	MUNICIPALITY	JOB LANGUAGES ▼	AVG POSTING LENGTH IN DAYS	MEDIAN POSTING LENGTH IN DAYS
1.	City of Waterloo	448	15.7	14
2.	City of Guelph	370	17.9	16
3.	City of Kitchener	352	15.7	15
4.	City of Cambridge	314	16.7	16
5.	Town of Orangeville	52	17.5	16
6.	Township of Centre Wellington	47	19.0	16
7.	Woolwich Township	41	16.3	16
8.	Town of Shelburne	23	18.4	16
9.	Township of North Dumfries	19	18.6	16
10.	Township of Wilmot	15	16.3	16
11.	Township of Wellington North	13	20.5	16
12.	Township of Wellesley	11	15.1	15.5
13.	Town of Frin	9	17.1	16

1 - 22 / 22 < >





LANGUAGE DEMAND BY JOB

What language skills are sought by 4-Digit NOC?

	4 DIGIT NOC NAME	POSTINGS ▾
1.	Other customer and information services re...	110
2.	Retail salespersons	88
3.	Food counter attendants, kitchen helpers an...	56
4.	Administrative assistants	53
5.	Administrative officers	44
6.	Cooks	42
7.	Material handlers	40
8.	Retail and wholesale trade managers	33
9.	Professional occupations in advertising, ma...	31
10.	Delivery and courier service drivers	28
11.	Food and beverage servers	26
12.	Human resources professionals	26
13.	Landscaping and grounds maintenance labo...	25
14.	Home support workers, housekeepers and r...	22
15.	Sales and account representatives - wholes...	21
16.	Transport truck drivers	20
17.	Other instructors	19
18.	Light duty cleaners	19
19.	Other sales related occupations	18
20.	Elementary school and kindergarten teachers	18
21.	Receptionists	17
22.	Database analysts and data administrators	17
23.	Social and community service workers	16
24.	Human resources and recruitment officers	15
25.	Business development officers and marketi...	15
26.	Cashiers	14
27.	General office support workers	14
28.	Human resources managers	14
29.	Financial auditors and accountants	14
30.	MaÃtres d'hÃtel and hosts/hostes...	13
31.	Accounting technicians and bookkeepers	13
32.	Bartenders	12
		1 - 100 / 221 < >

MULTILINGUAL HIRING EMPLOYERS

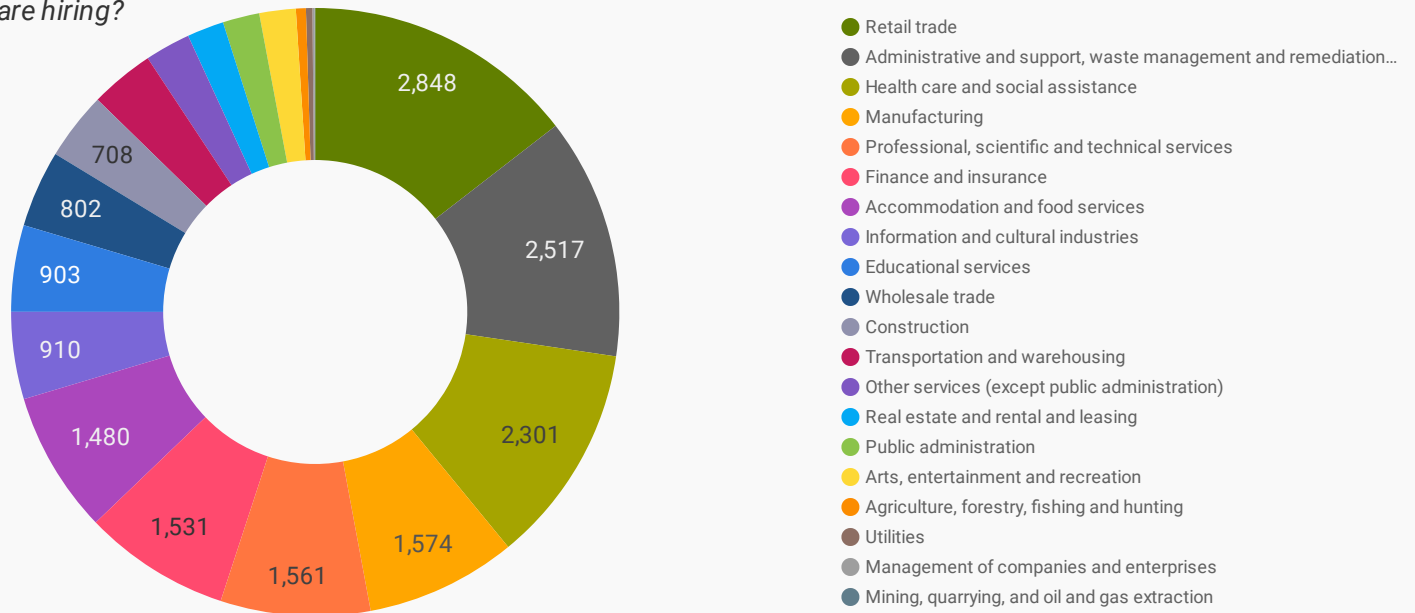
Which employers are seeking multilingual candidates?

	COMPANY	POSTINGS ▾
1.	Sun Life Financial	65
2.	Sun Life	31
3.	Manulife	30
4.	WATERLOO REGION DISTRICT SCHOOL BOARD	24
5.	Sun Life Financial Inc.	23
6.	Farm Boy Inc.	21
7.	The Co-operators	21
8.	Definity Financial Corporation	19
9.	Liquor Control Board of Ontario	19
10.	Farm Boy	16
11.	The Restorer Inc.	15
12.	Tim Hortons	12
13.	CAMBRIDGE MILL	12
14.	Septodont	11
15.	Randstad Canada	11
16.	La Source	10
17.	Equitable Life of Canada	10
18.	Stantec	10
19.	Eco Residential Roofs & Commerical Shelters Inc.	10
20.	Elements Grand River	10
21.	Upper Grand District School Board	10
22.	The Source (Bell) Electronics Inc.	9
23.	Guelph Manufacturing Group, Inc.	9
24.	Ontario Teachers Insurance Plan (OTIP)	9
25.	Equitable Life Of Canada, Inc.	8
26.	Allianz Global Assistance Canada	8
27.	Intuit	8
28.	Waterloo Catholic District School Board	8
29.	TW Insurance Services (TWIS)	7
30.	Equest	7
		1 - 50 / 925 < >



TOP HIRING SECTORS BY 2-DIGIT NAICS CODE

What sectors are hiring?



	2-DIGIT NAICS LABEL	NAICS CODE	POSTING COUNT	AVG POSTING LENGTH IN DAYS	MEDIAN POSTING LENGTH IN DAYS
1.	Retail trade	44-45	2,848	15.6	16
2.	Administrative and support, waste management and remediation services	56	2,517	17.9	16
3.	Health care and social assistance	62	2,301	17.3	16
4.	Manufacturing	31-33	1,574	16.6	16
5.	Professional, scientific and technical services	54	1,561	16.6	16
6.	Finance and insurance	52	1,531	14.7	14
7.	Accommodation and food services	72	1,480	18.3	16
8.	Information and cultural industries	51	910	15.4	14
9.	Educational services	61	903	13.2	14
10.	Wholesale trade	41	802	18.3	16
11.	Construction	23	708	18.0	16
12.	Transportation and warehousing	48-49	670	17.0	16
13.	Other services (except public administration)	81	475	16.6	16
14.	Real estate and rental and leasing	53	384	17.9	16
15.	Public administration	91	383	16.7	16
16.	Arts, entertainment and recreation	71	380	15.9	16
17.	Agriculture, forestry, fishing and hunting	11	104	16.9	16
18.	Utilities	22	67	16.7	16
19.	Management of companies and enterprises	55	23	14.6	14
20.	Mining, quarrying, and oil and gas extraction	21	6	15.7	16

NOTE: NAICS code 56 includes Employment Agencies. Manufacturing includes codes 31-33, Retail Trade includes codes 44-45 and Transportation and Warehousing includes codes 48-49.



TOP HIRING SECTORS BY 3-DIGIT NAICS CODE

What sectors are hiring?

	3-DIGIT NAICS LABEL	NAICS CODE	POSTING COUNT ▾	AVG POSTING LENGTH IN DAYS	MEDIAN POSTING LENGTH IN DAYS
1.	Administrative and support services	561	2,422	18.0	16
2.	Professional, scientific and technical services	541	1,561	16.6	16
3.	Food services and drinking places	722	1,244	18.8	16
4.	Insurance carriers and related activities	524	1,161	14.7	14
5.	Educational services	611	903	13.2	14
6.	Nursing and residential care facilities	623	802	18.1	16
7.	Food and beverage stores	445	724	14.6	14
8.	Ambulatory health care services	621	620	17.7	16
9.	Hospitals	622	549	15.1	16
10.	Specialty trade contractors	238	433	18.8	16
11.	Clothing and clothing accessories stores	448	423	15.9	16
12.	Truck transportation	484	381	16.5	16
13.	Publishing industries (except Internet)	511	378	16.1	14
14.	Amusement, gambling and recreation industries	713	335	16.0	16
15.	Social assistance	624	330	18.3	16
16.	Machinery, equipment and supplies merchant wholesalers	417	314	17.8	16
17.	Motor vehicle and parts dealers	441	307	16.2	16
18.	Other information services	519	304	14.6	14
19.	Local, municipal and regional public administration	913	300	16.8	16
20.	Health and personal care stores	446	296	15.7	16
21.	Credit intermediation and related activities	522	286	14.5	14
22.	General merchandise stores	452	257	14.3	16
23.	Building material and garden equipment and supplies dealers	444	245	14.1	16
24.	Food manufacturing	311	245	18.3	16
25.	Fabricated metal product manufacturing	332	239	16.5	16
26.	Accommodation services	721	236	15.8	16
27.	Miscellaneous store retailers	453	230	18.8	16
28.	Real estate	531	230	17.4	16
29.	Construction of buildings	236	218	16.8	16
30.	Machinery manufacturing	333	208	15.8	16
31.	Personal and laundry services	812	199	17.4	16



TOP HIRING SECTORS BY 4-DIGIT NAICS CODE

What sectors are hiring?

	4-DIGIT NAICS LABEL	NAICS CODE	POSTING COUNT ▾	AVG POSTING LENGTH IN DAYS	MEDIAN POSTING LENGTH IN DAYS
1.	Employment services	5613	1,787	18.4	16
2.	Full-service restaurants and limited-service eating places	7225	1,096	19.2	16
3.	Insurance carriers	5241	844	14.3	14
4.	Grocery stores	4451	589	14.1	14
5.	Community care facilities for the elderly	6233	560	15.9	16
6.	General medical and surgical hospitals	6221	543	15.1	16
7.	Computer systems design and related services	5415	405	16.7	16
8.	Universities	6113	396	16.5	16
9.	Software publishers	5112	371	16.1	14
10.	Architectural, engineering and related services	5413	366	17.7	16
11.	Clothing stores	4481	356	16.3	16
12.	General freight trucking	4841	324	16.5	16
13.	Agencies, brokerages and other insurance related activities	5242	317	15.9	16
14.	Services to buildings and dwellings	5617	307	17.3	16
15.	Other information services	5191	304	14.6	14
16.	Health and personal care stores	4461	296	15.7	16
17.	Other local, municipal and regional public administration	9139	293	16.8	16
18.	Elementary and secondary schools	6111	269	6.3	4
19.	Other amusement and recreation industries	7139	256	15.9	16
20.	Investigation and security services	5616	248	15.0	14
21.	Accounting, tax preparation, bookkeeping and payroll services	5412	248	15.1	14
22.	Construction, forestry, mining, and industrial machinery, equipment and supplies merchant wholesalers	4172	245	17.8	16
23.	Depository credit intermediation	5221	238	14.2	14
24.	Automobile dealers	4411	233	16.4	16
25.	Traveller accommodation	7211	230	15.8	16
26.	Building material and supplies dealers	4441	228	14.0	16
27.	Home health care services	6216	189	21.1	16
28.	Individual and family services	6241	183	20.3	16
29.	Management, scientific and technical consulting services	5416	182	16.6	16
30.	Building equipment contractors	2382	161	19.3	16
31.	Department stores	4521	160	10.9	14



TOP HIRING SECTORS BY 5-DIGIT NAICS CODE

What sectors are hiring?

	5-DIGIT NAICS LABEL	NAICS CODE	POSTING COUNT ▾	AVG POSTING LENGTH IN DAYS	MEDIAN POSTING LENGTH IN DAYS
1.	Employment placement agencies and executive search services	56131	1,768	18.5	16
2.	Full-service restaurants and limited-service eating places	72251	1,096	19.2	16
3.	Direct life, health and medical insurance carriers	52411	773	14.2	14
4.	Supermarkets and other grocery (except convenience) stores	44511	571	14.1	14
5.	Community care facilities for the elderly	62331	560	15.9	16
6.	General medical and surgical hospitals	62211	543	15.1	16
7.	Computer systems design and related services	54151	405	16.7	16
8.	Universities	61131	396	16.5	16
9.	Software publishers	51121	371	16.1	14
10.	Insurance agencies and brokerages	52421	315	15.9	16
11.	Other local, municipal and regional public administration	91391	293	16.8	16
12.	Elementary and secondary schools	61111	269	6.3	4
13.	All other information services	51919	249	13.4	14
14.	Accounting, tax preparation, bookkeeping and payroll services	54121	248	15.1	14
15.	Engineering services	54133	236	17.0	14
16.	Hotels (except casino hotels) and motels	72111	220	15.8	16
17.	Industrial machinery, equipment and supplies merchant wholesalers	41723	218	17.9	16
18.	New car dealers	44111	207	16.6	16
19.	Banking	52211	203	14.0	14
20.	Home health care services	62161	189	21.1	16
21.	Pharmacies and drug stores	44611	186	15.2	16
22.	Fitness and recreational sports centres	71394	176	16.4	16
23.	General freight trucking, long distance	48412	172	16.3	16
24.	Landscaping services	56173	168	18.1	16
25.	Department stores	45211	160	10.9	14
26.	Security systems services	56162	156	14.4	14
27.	General freight trucking, local	48411	152	16.7	16
28.	Residential building construction	23611	142	16.5	16
29.	Management consulting services	54161	138	16.6	16
30.	Offices of dentists	62121	132	16.7	16
31.	Hardware stores	44413	131	13.6	16



TOP HIRING SECTORS BY 6-DIGIT NAICS CODE

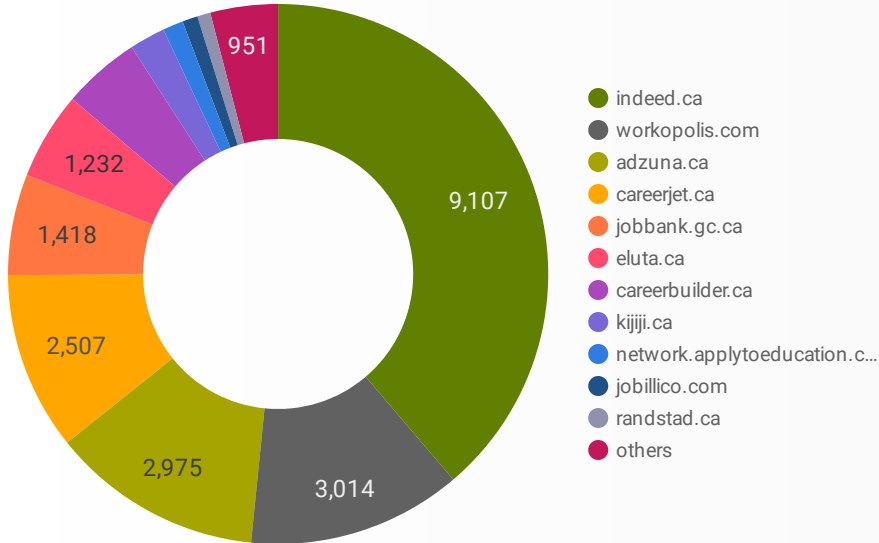
What sectors are hiring?

	6-DIGIT NAICS LABEL	NAICS CODE	POSTING COUNT ▼	AVG POSTING LENGTH IN DAYS	MEDIAN POSTING LENGTH IN DAYS
1.	Employment placement agencies and executive search services	561310	1,768	18.5	16
2.	Full-service restaurants	722511	584	19.0	16
3.	Supermarkets and other grocery (except convenience) stores	445110	571	14.1	14
4.	Community care facilities for the elderly	623310	560	15.9	16
5.	General (except paediatric) hospitals	622111	543	15.1	16
6.	Limited-service eating places	722512	512	19.5	16
7.	Direct individual life, health and medical insurance carriers	524111	507	14.8	14
8.	Computer systems design and related services (except video game design and development)	541514	400	16.7	16
9.	Universities	611310	396	16.5	16
10.	Software publishers (except video game publishers)	511211	356	16.3	14
11.	Insurance agencies and brokerages	524210	315	15.9	16
12.	Other local, municipal and regional public administration	913910	293	16.8	16
13.	Elementary and secondary schools	611110	269	6.3	4
14.	Direct group life, health and medical insurance carriers	524112	266	13.3	14
15.	All other information services	519190	249	13.4	14
16.	Engineering services	541330	236	17.0	14
17.	Hotels	721111	220	15.8	16
18.	Industrial machinery, equipment and supplies merchant wholesalers	417230	218	17.9	16
19.	New car dealers	441110	207	16.6	16
20.	Home health care services	621610	189	21.1	16
21.	Pharmacies and drug stores	446110	186	15.2	16
22.	Fitness and recreational sports centres	713940	176	16.4	16
23.	Landscaping services	561730	168	18.1	16
24.	Department stores	452110	160	10.9	14
25.	General freight trucking, local	484110	152	16.7	16
26.	Corporate and institutional banking industry	522112	152	14.4	15
27.	Security systems services (except locksmiths)	561621	150	14.4	14
28.	Residential building construction	236110	142	16.5	16
29.	General freight trucking, long distance, truck-load	484121	142	14.7	16
30.	Offices of accountants	541212	136	15.1	14



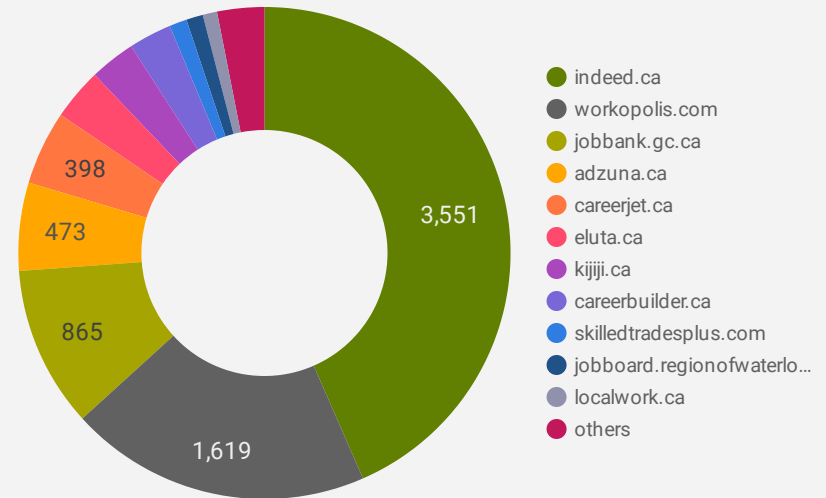
JOB POSTINGS BY JOB BOARD

What share of unique job postings appear on each job board?



COMPANIES BY JOB BOARD

What share of unique job postings appear on each job board?



JOB POSTING DETAILS BY JOB BOARD

How does job posting activity differ by job board?

	JOB BOARD	POSTING COUNT ▾	AVG POSTING LENGTH IN DAYS	MEDIAN POSTING LENGTH IN DAYS	# OF COMPANIES
1.	indeed.ca	9,107	16.0	16	3,551
2.	workopolis.com	3,014	14.0	14	1,619
3.	adzuna.ca	2,975	14.0	14	473
4.	careerjet.ca	2,507	20.4	22	398
5.	jobbank.gc.ca	1,418	34.7	22	865
6.	eluta.ca	1,232	16.0	16	278
7.	careerbuilder.ca	1,095	8.8	7	231
8.	kijiji.ca	503	15.0	15	245
9.	network.applytoeducation.com	288	4.0	2	4
10.	jobillico.com	216	27.6	13	41
11.	randstad.ca	185	37.6	22	1
12.	jobboard.regionofwaterloo.ca	182	65.0	43	90
13.	careerarc.com	161	28.0	19	24
14.	skilledtradesplus.com	124	15.5	12	94
15.	localwork.ca	111	9.1	6	77
16.	agilec.ca	96	39.6	23	42
17.	rncareers.ca	60	13.6	8	25