



Workforce Planning Board of Waterloo Wellington Dufferin

JOB DEMAND REPORT MAY 2022

HIGHLIGHTS

JOB POSTINGS BY THE NUMBERS

POSTING COUNT	NEW THIS MONTH	COMPANIES	JOB BOARDS
22,229	13,684	6,151	35

OF DAYS POSTED

AVERAGE	MEDIAN
18.6	17

REPORT BUILDER

The default filter selection below will show all job demand data for the month. You can use the filters to create a customized report for the purpose of understanding a subset of the data.

OCCUPATION FILTERS

SKILL TYPE NAME / 1-DIGIT NOC	▼
MAJOR GROUP / 2-DIGIT NOC	▼
MINOR GROUP / 3-DIGIT NOC	▼
UNIT GROUP / 4-DIGIT NOC	▼
SKILL LEVEL	▼
JOB TYPE	▼
JOB DURATION	▼
ADDITIONAL LANGUAGE	▼
SPECIFIC JOB TAGS	▼

INDUSTRY/SECTOR FILTERS

HIRING SECTOR BY 2-DIGIT NAICS CODE	▼
HIRING SECTOR BY 3-DIGIT NAICS CODE	▼
HIRING SECTOR BY 4-DIGIT NAICS CODE	▼
HIRING SECTOR BY 5-DIGIT NAICS CODE	▼
HIRING SECTOR BY 6-DIGIT NAICS CODE	▼

OTHER FILTERS

MUNICIPALITY	▼
REGION	▼
JOB BOARD	▼

NOC = National Occupation Classification | NAICS = North American Industry Classification System

Page 1 of 20

Source:

Job posting data collected by the Workforce Planning Board of Waterloo Wellington Dufferin from job boards and employer websites who recruit candidates in Waterloo Region, Wellington County, Guelph, and Dufferin County.



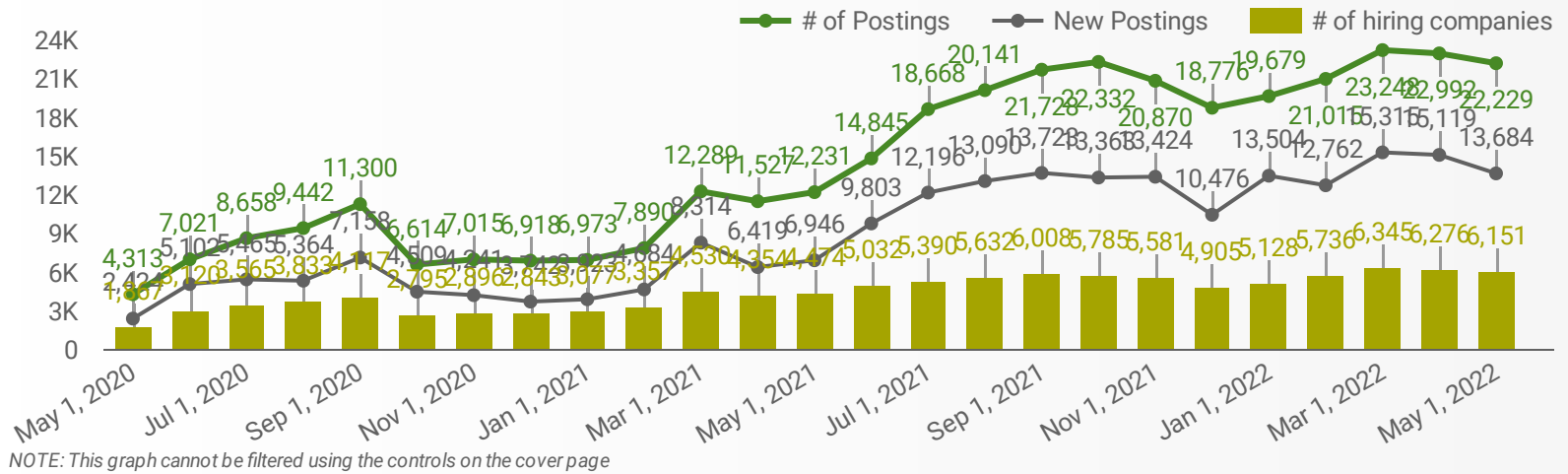
This Employment Ontario service is funded in part by the Government of Canada and the Government of Ontario.

Ce service Emploi Ontario est financé en partie par le gouvernement du Canada et le gouvernement de l'Ontario.



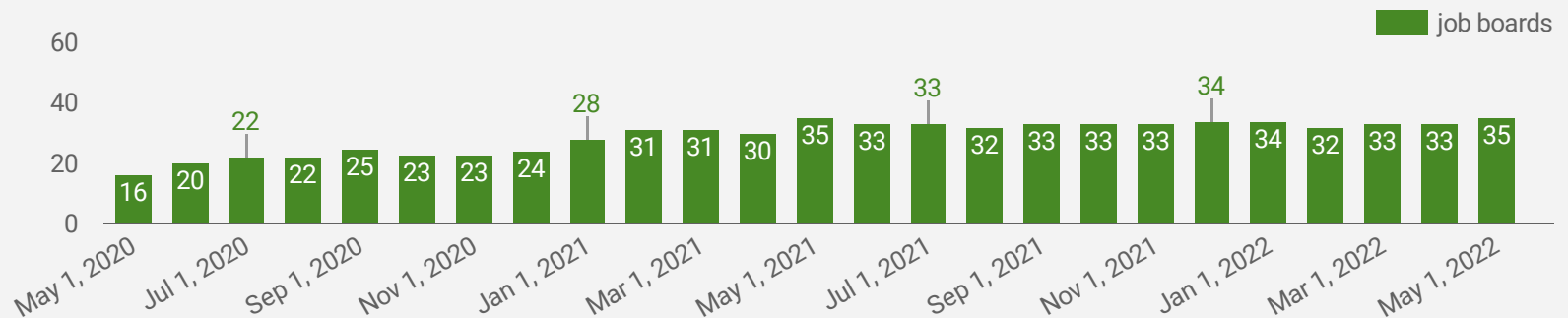
JOB POSTINGS BY MONTH FOR ALL REGIONS

How many job postings were active for at least 1 day this month?



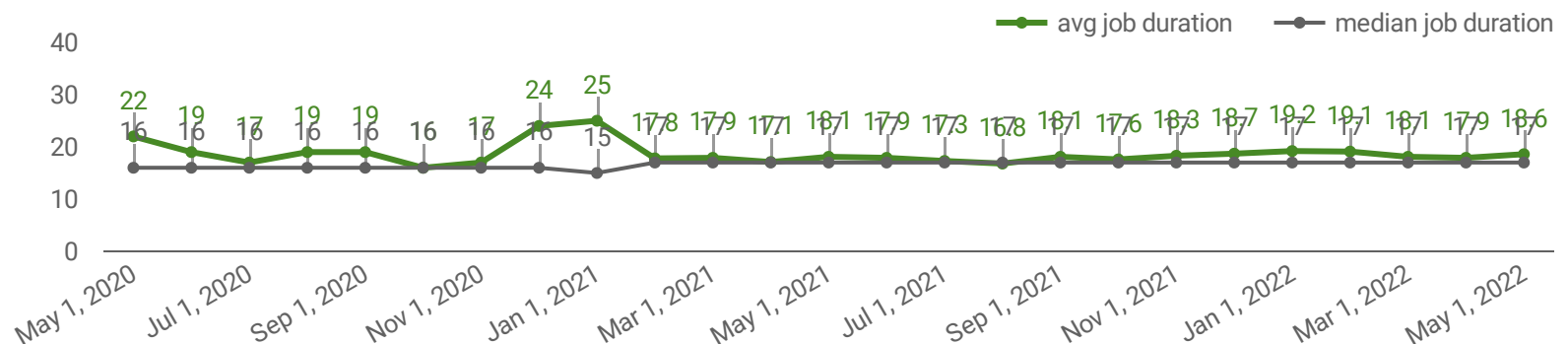
NUMBER OF ACTIVE JOB BOARDS

How many job postings were active for at least 1 day this month on these job boards?




AVG & MEDIAN POSTING LENGTH BY DAYS

How long are employers having to recruit for to find candidates to fill their job vacancies?



POST DATE TIMELINE FOR THIS MONTH'S ACTIVE JOB POSTINGS

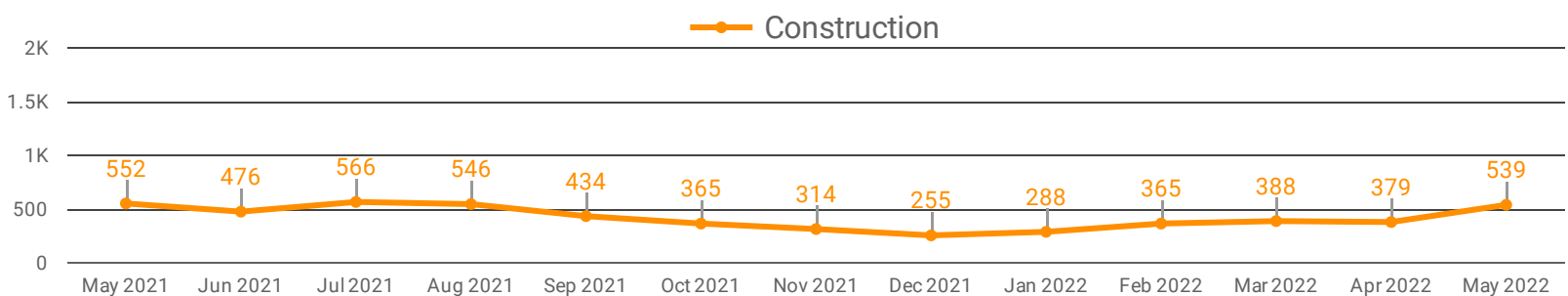
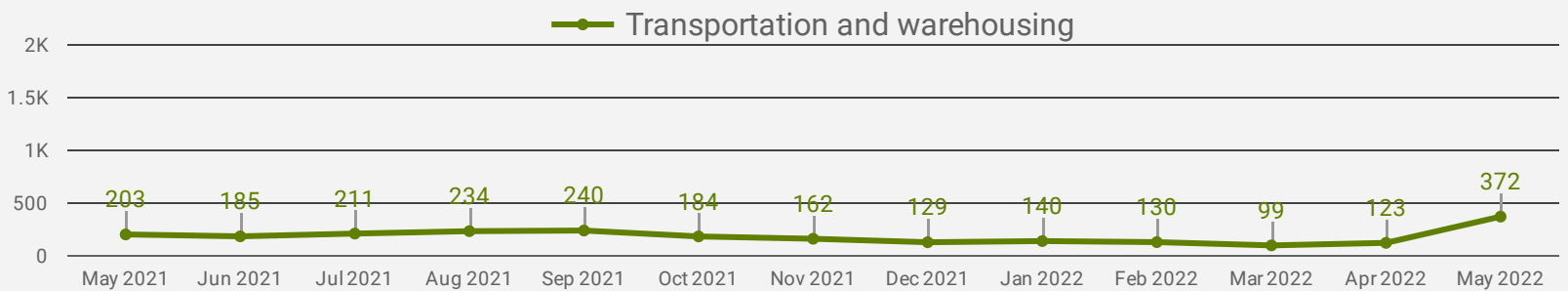
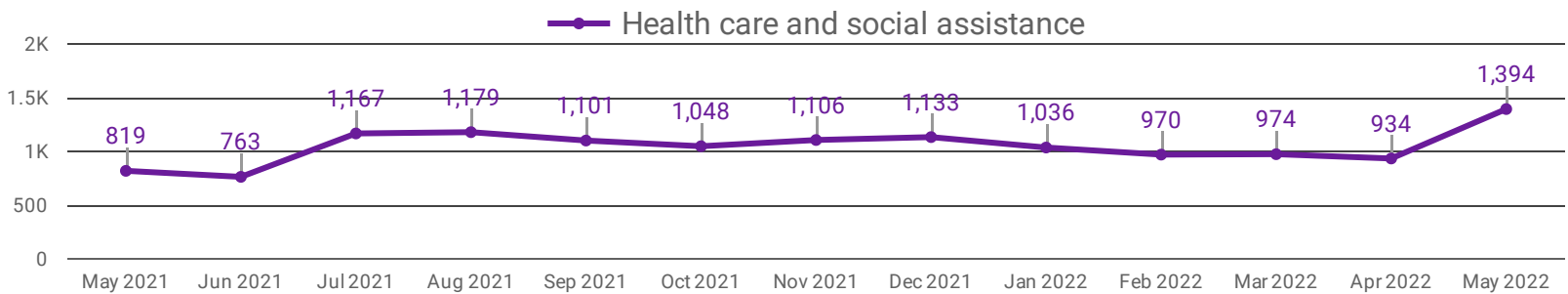
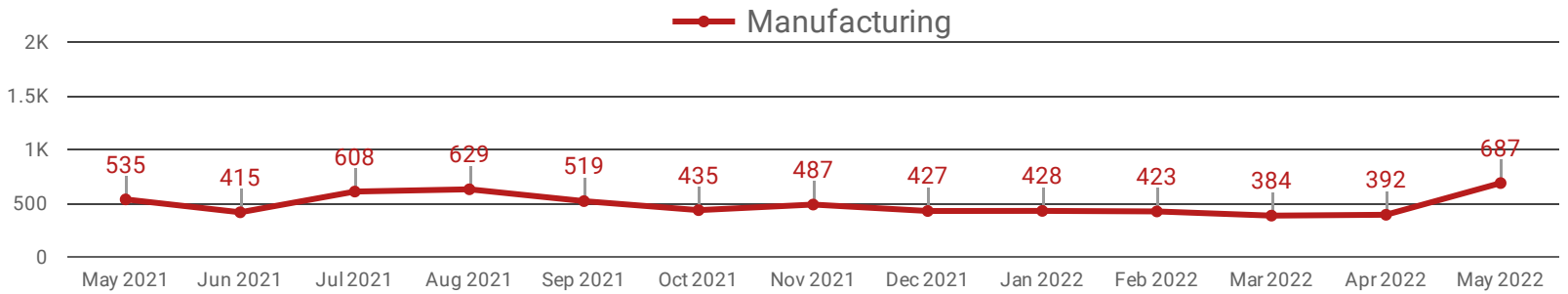
How many job postings were active for at least 1 day this month?





DEMAND BY KEY SECTOR (ALL REGIONS)

How many job postings were active for at least 1 day this month by sector?

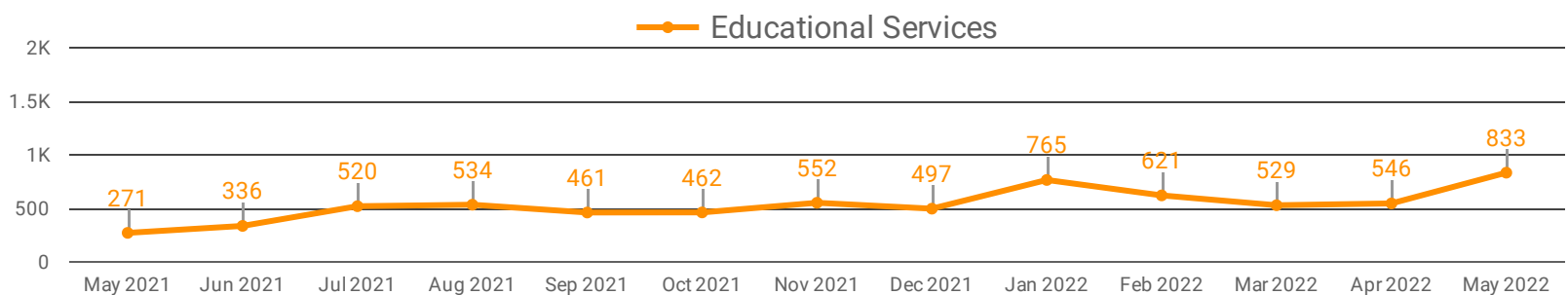
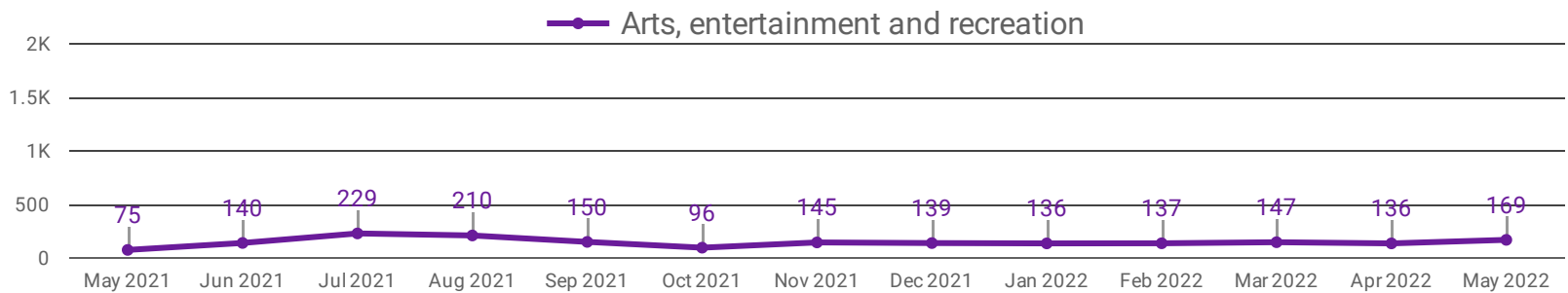
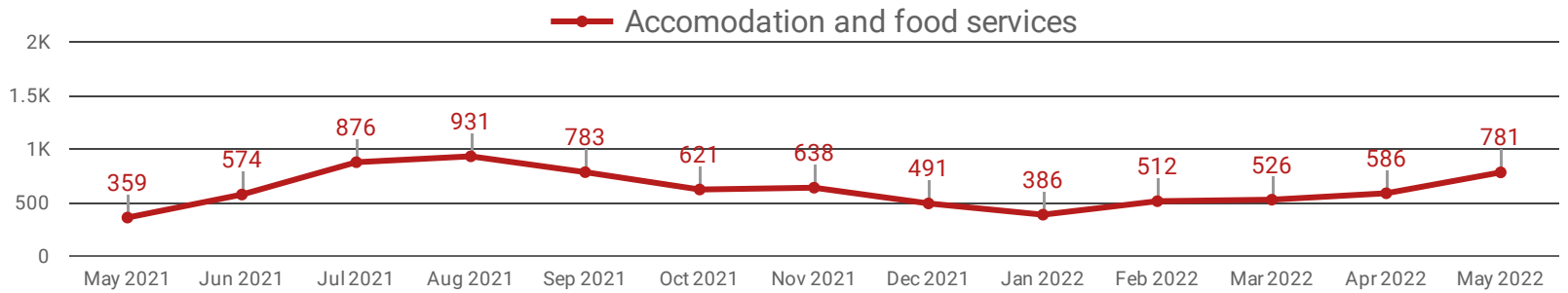


NOTE: This graph cannot be filtered using the controls on the cover page



DEMAND BY IMPACTED SECTOR (ALL REGIONS)

How many job postings were active for at least 1 day this month by sector?



NOTE: This graph cannot be filtered using the controls on the cover page



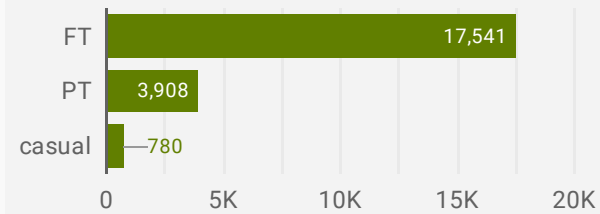
JOB POSTINGS BY COUNTY

How many job postings were active for at least 1 day this month?

	COUNTY	POSTING COUNT	AVG POSTING LENGTH IN DAYS	MEDIAN POSTING LENGTH IN DAYS
1.	Waterloo Region	15,199	18.7	17
2.	City of Guelph	4,396	18.0	17
3.	Dufferin County	1,121	18.7	17
4.	Wellington County	1,074	19.0	17

JOB TYPE

Full-time vs Part-time



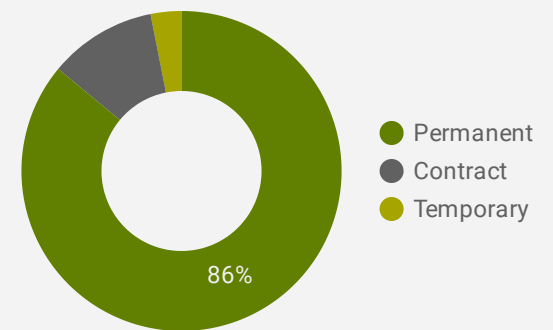
JOB POSTINGS BY MUNICIPALITY

Where are job opportunities being offered?

	MUNICIPALITY	POSTING COUNT	AVG POSTING LENGTH IN DAYS	MEDIAN POSTING LENGTH IN DAYS
1.	City of Kitchener	5,323	18.4	17
2.	City of Waterloo	4,621	18.7	17
3.	City of Guelph	4,396	18.0	17
4.	City of Cambridge	4,245	19.1	17
5.	Town of Orangeville	925	19.2	17
6.	Township of Centre Wellington	527	19.5	17
7.	Woolwich Township	425	18.3	17
8.	Township of North Dumfries	269	18.4	17
9.	Township of Wilmot	230	18.6	17
10.	Township of Wellington North	199	18.3	17

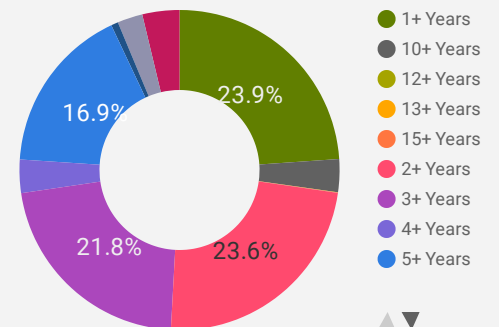
JOB DURATION

Permanency of jobs posted



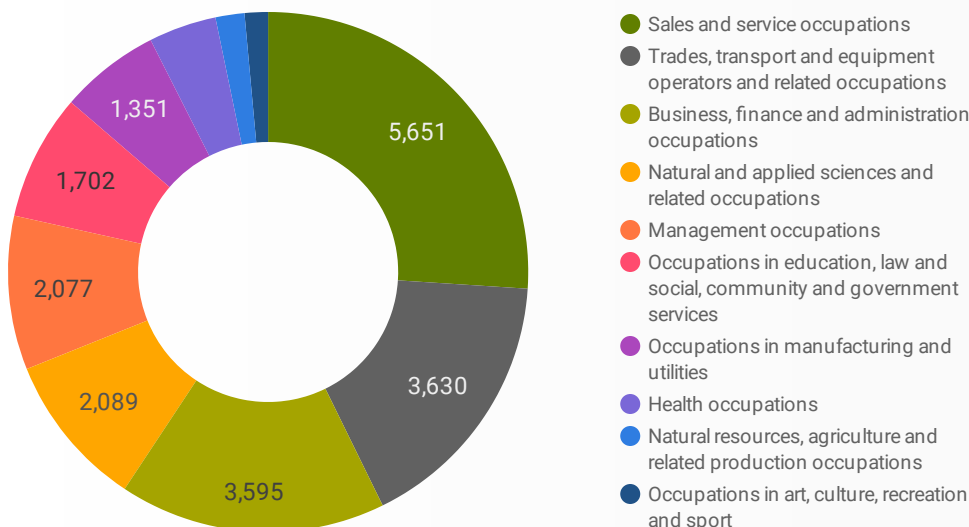
JOB EXPERIENCE

Job Postings by Experience Level Required



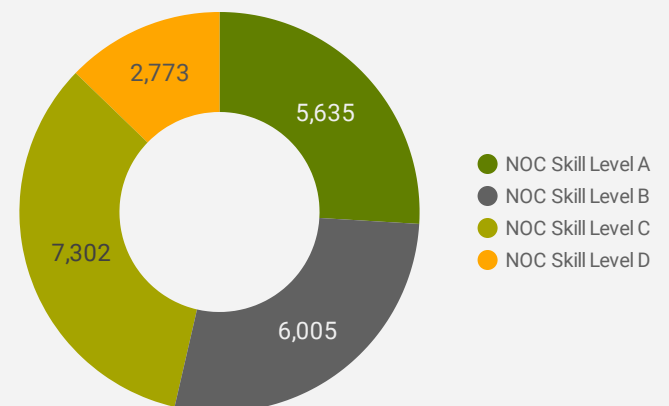
JOB POSTINGS BY SKILL TYPE

What skill type is being recruited?



JOB POSTINGS BY SKILL LEVEL

What education do occupations typically require?



Skill Level A = Usually University education | Skill Level B = Usually College education or Apprenticeship training | Skill Level C = Usually Secondary education or occupation-specific training | Skill Level D = Usually on-the-job training



TOP HIRING EMPLOYERS & AGENCIES

Who is hiring?

	COMPANY	COUNTY	POSTINGS COUNT ▾	AVG POSTING LENGTH IN DAYS	MEDIAN POSTING LENGTH IN DAYS
1.	Wilfrid Laurier University	Waterloo Region	242	14.5	17
2.	Randstad Canada	Waterloo Region	212	28.3	17
3.	Sun Life Financial	Waterloo Region	164	13.4	17
4.	Varsity Tutors	Waterloo Region	160	17.2	17
5.	University of Guelph	City of Guelph	155	15.1	17
6.	Google	Waterloo Region	149	22.0	18
7.	Grand River Hospital	Waterloo Region	142	31.5	17
8.	University of Waterloo	Waterloo Region	139	17.6	17
9.	Homewood Health	City of Guelph	138	18.1	11
10.	OpenText	Waterloo Region	116	25.1	17
11.	Equitable Life of Canada	Waterloo Region	108	22.9	17
12.	ATS Automation Tooling Systems Inc.	Waterloo Region	102	16.8	17
13.	Randstad Canada	City of Guelph	94	34.6	21
14.	Manulife	Waterloo Region	94	18.3	17
15.	Blackberry	Waterloo Region	85	10.2	8
16.	ATS Automation	Waterloo Region	82	49.3	44
17.	Grand River Personnel	Waterloo Region	81	13.6	16
18.	Liberty Staffing Services	Waterloo Region	78	17.3	11
19.	Cambridge Memorial Hospital	Waterloo Region	78	14.2	15
20.	Angi	Waterloo Region	76	14.6	15
21.	Sun Life Financial Inc.	Waterloo Region	74	17.0	17
22.	Lowe's	Waterloo Region	74	13.3	14
23.	401 Auto	Waterloo Region	71	16.6	17
24.	loblaws	Waterloo Region	67	15.0	15
25.	Waterloo Catholic District School Board	Waterloo Region	67	20.1	16
26.	Liberty Staffing Services	City of Guelph	67	14.1	10
27.	Region of Waterloo	Waterloo Region	66	15.8	15
28.	WATERLOO REGION DISTRICT SCHOOL BOARD	Waterloo Region	66	10.4	4
29.	Conestoga College	Waterloo Region	65	16.7	17
30.	Manpower	Waterloo Region	62	15.5	17
31.	Linamar Corp	City of Guelph	60	17.0	17



TOP HOURLY WAGES IN JOB POSTINGS

What are employers willing to pay to find the perfect candidate?

of Minimum Wage Jobs
347

	JOB TITLE	COMPANY	LOCATION	WAGE VALUE ▾
1.	Clinical Social Worker	Changing Tides Counselling	City of Guelph	90 <div></div>
2.	Excavator Operator	Imagine Fiberglass Pools	City of Waterloo	80 <div></div>
3.	Osteopathic Manual Practitioner (Osteopath)	Fergus Naturopathic Clinic	Township of Centre Wellington	80 <div></div>
4.	Freelance Videographer	Union Production Group	City of Guelph	75 <div></div>
5.	Eyelash Technician	Lashabella	City of Waterloo	70 <div></div>
6.	P2 - Director, Accounting Projects - 3361	Randstad Canada	City of Waterloo	70 <div></div>
7.	Refrigeration Mechanic	Integrity Refrigeration Inc	City of Guelph	70 <div></div>
8.	Program Manager-inpt-cardiology 3e	St. Mary s General Hospital	City of Kitchener	66.36 <div></div>
9.	General Manager - Financial, Communications And Other Business Services	Bramcity Logistic Inc	Town of Orangeville	65 <div></div>
10.	P3 - C++ Developer	Randstad Canada	City of Kitchener	63.68 <div></div>
11.	Ceo (chief Executive Officer) - Financial, Communications And Other Business Services	Legacy Professional Accounting and Taxations Services Inc.	City of Kitchener	62.5 <div></div>
				1 - 100 / 3964 < >

TOP SALARIES IN JOB POSTINGS

What are employers willing to pay to find the perfect candidate?

	JOB TITLE	COMPANY	LOCATION	WAGE VALUE ▾
1.	Real Estate Agent - Pre-qualified Buyers Seller Meetings Booked For You!	Zoocasa Realty Inc	City of Cambridge	350,000 <div></div>
2.	Physician, Family	Bridgeport Medical Clinic	City of Waterloo	350,000 <div></div>
3.	Real Estate Agent - Pre-qualified Buyers & Seller Meetings Booked For You!	Zoocasa Realty Inc	City of Kitchener	350,000 <div></div>
4.	Part-time/ Full-time Dentist Associate	Dentistry o Huron	City of Cambridge	309,723 <div></div>
5.	Oversized Transport Broker/owner Operator	Equipment Express	Township of North Dumfries	300,000 <div></div>
6.	Manager, Transportation Services	University of Guelph	City of Guelph	300,000 <div></div>
7.	Manager, Transportation Services #2022-0347 Physical Resources	University of Guelph	City of Guelph	300,000 <div></div>
8.	Pediatric Dentist	Woodlawn Kids Dental	City of Guelph	290,048 <div></div>
				1 - 100 / 5320 < >

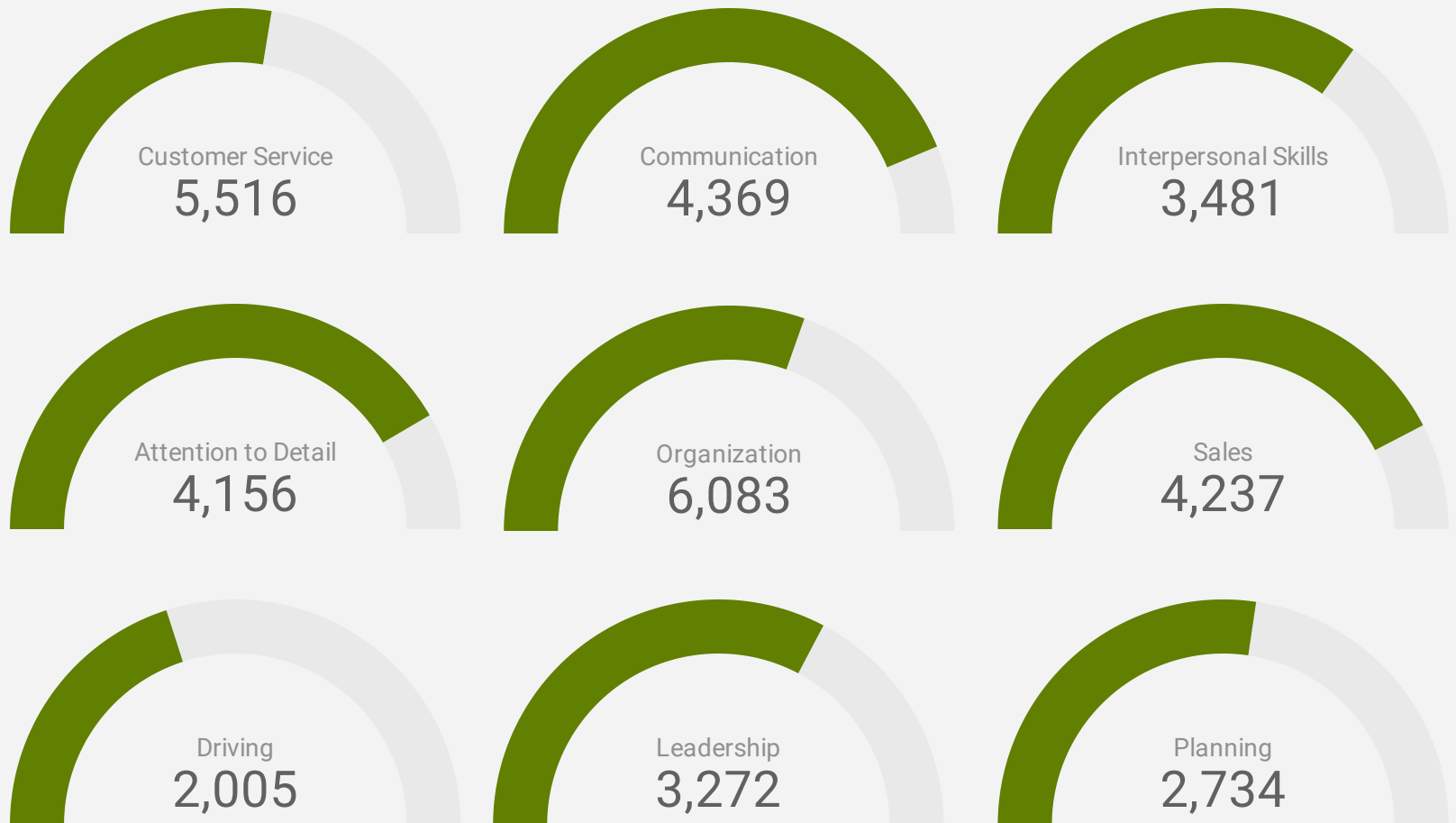


TOP IN-DEMAND SKILLS

How many times were these skills found in job postings?

ACTIVE JOB POSTINGS THIS MONTH

22,229

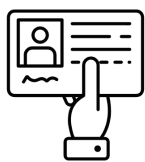


KEY JOB REQUIREMENTS

How often are these requirements desired in job postings?

ACTIVE JOB POSTINGS THIS MONTH

12,872



Driver's License

4,132



First Aid

701



Regular Access to a Vehi

749



Criminal Record Check

925



Microsoft Office

1,620



Food Safety

450



TOP OCCUPATIONS BY SKILL, FREQUENCY & DURATION

What jobs are in-demand and/or hard to fill?

	4 DIGIT NOC	4 DIGIT NOC NAME	SKILL LEVEL	POSTING COUNT	AVG POSTING LENGTH IN DAYS	MEDIAN POSTING LENGTH IN DAYS
1.	6421	Retail salespersons	NOC Skill Level C	1,159	16.8	17
2.	7452	Material handlers	NOC Skill Level C	852	17.0	17
3.	6552	Other customer and information services representatives	NOC Skill Level C	696	17.7	17
4.	2173	Software engineers and designers	NOC Skill Level A	507	24.7	17
5.	1241	Administrative assistants	NOC Skill Level B	481	18.5	17
6.	7511	Transport truck drivers	NOC Skill Level C	444	21.0	17
7.	6711	Food counter attendants, kitchen helpers and related support occupations	NOC Skill Level D	422	17.0	17
8.	621	Retail and wholesale trade managers	NOC Skill Level A	417	19.4	17
9.	6322	Cooks	NOC Skill Level B	390	22.8	17
10.	6731	Light duty cleaners	NOC Skill Level D	306	17.6	17
11.	6411	Sales and account representatives - wholesale trade (non-technical)	NOC Skill Level C	303	20.8	17
12.	7514	Delivery and courier service drivers	NOC Skill Level C	301	16.7	17
13.	4412	Home support workers, housekeepers and related occupations	NOC Skill Level C	300	18.7	17
14.	1221	Administrative officers	NOC Skill Level B	290	19.6	17
15.	6622	Store shelf stockers, clerks and order fillers	NOC Skill Level D	287	16.8	17
16.	9619	Other labourers in processing, manufacturing and utilities	NOC Skill Level D	269	21.1	17
17.	8612	Landscaping and grounds maintenance labourers	NOC Skill Level D	257	18.9	17
18.	4011	University professors and lecturers	NOC Skill Level A	252	19.2	17
19.	7611	Construction trades helpers and labourers	NOC Skill Level D	251	18.5	17
20.	4212	Social and community service workers	NOC Skill Level B	244	17.9	17
21.	4216	Other instructors	NOC Skill Level B	221	17.6	17
22.	6733	Janitors, caretakers and building superintendents	NOC Skill Level D	217	16.6	17
23.	1521	Shippers and receivers	NOC Skill Level C	204	18.4	17
24.	1121	Human resources professionals	NOC Skill Level A	199	19.6	17
25.	6513	Food and beverage servers	NOC Skill Level C	193	18.7	17
26.	7321	Automotive service technicians, truck and bus mechanics and mechanical repairers	NOC Skill Level B	183	23.3	17
27.	1414	Receptionists	NOC Skill Level C	180	16.5	17
28.	1431	Accounting and related clerks	NOC Skill Level C	179	16.3	17
29.	601	Corporate sales managers	NOC Skill Level A	173	16.4	17



JOB POSTINGS BY 3-DIGIT NATIONAL OCCUPATION CLASSIFICATION

What jobs are hard to fill and/or in-demand?

	3 DIGIT NOC	3 DIGIT NOC NAME	SKILL LEVEL	POSTING COUNT ▾	AVG POSTING LENGTH IN DAYS	MEDIAN POSTING LENGTH IN DAYS
1.	642	Retail salespersons	NOC Skill Level C	1,159	16.8	17
2.	217	Computer and information systems professionals	NOC Skill Level A	916	22.2	17
3.	745	Longshore workers and material handlers	NOC Skill Level C	854	16.9	17
4.	751	Motor vehicle and transit drivers	NOC Skill Level C	782	19.1	17
5.	655	Customer and information services representatives	NOC Skill Level C	764	17.3	17
6.	673	Cleaners	NOC Skill Level D	656	17.6	17
7.	122	Administrative and regulatory occupations	NOC Skill Level B	627	19.1	17
8.	421	Paraprofessional occupations in legal, social, community and education services	NOC Skill Level B	555	17.8	17
9.	124	Office administrative assistants - general, legal and medical	NOC Skill Level B	553	18.9	17
10.	961	Labourers in processing, manufacturing and utilities	NOC Skill Level D	521	20.5	17
11.	632	Chefs and cooks	NOC Skill Level B	473	22.5	17
12.	112	Human resources and business service professionals	NOC Skill Level A	449	18.0	17
13.	111	Auditors, accountants and investment professionals	NOC Skill Level A	438	18.6	17
14.	152	Supply chain logistics, tracking and scheduling co-ordination occupations	NOC Skill Level C	424	17.8	17
15.	671	Food counter attendants, kitchen helpers and related support occupations	NOC Skill Level D	422	17.0	17
16.	062	Retail and wholesale trade managers	NOC Skill Level A	417	19.4	17
17.	662	Other sales support and related occupations	NOC Skill Level D	387	16.6	17
18.	141	General office workers	NOC Skill Level C	351	17.4	17
19.	011	Senior managers - construction, transportation, production and utilities	NOC Skill Level A	346	18.9	17
20.	441	Home care providers and educational support occupations	NOC Skill Level C	321	18.7	17
21.	641	Sales and account representatives - wholesale trade (non-technical)	NOC Skill Level C	303	20.8	17
22.	651	Occupations in food and beverage service	NOC Skill Level C	288	18.6	17
23.	761	Trades helpers and labourers	NOC Skill Level D	279	18.3	17
24.	143	Financial, insurance and related administrative support workers	NOC Skill Level C	268	17.1	17
25.	861	Harvesting, landscaping and natural resources labourers	NOC Skill Level D	261	19.5	17
26.	731	Machinery and transportation equipment mechanics (except motor vehicles)	NOC Skill Level B	259	19.9	17
27.	401	University professors and post-secondary assistants	NOC Skill Level A	254	20.0	17
28.	341	Assisting occupations in support of health services	NOC Skill Level C	245	18.3	17
					1 - 50 / 135	< >



JOB POSTINGS BY 2-DIGIT NATIONAL OCCUPATION CLASSIFICATION

What jobs are hard to fill and/or in-demand?

	2 DIGIT NOC	2 DIGIT NOC NAME	SKILL LEVEL	POSTING COUNT ▼	AVG POSTING LENGTH IN DAYS	MEDIAN POSTING LENGTH IN DAYS
1.	64	Sales representatives and salespersons - wholesale and retail trade	NOC Skill Level C	1,462	17.7	17
2.	21	Professional occupations in natural and applied sciences	NOC Skill Level A	1,461	21.5	17
3.	65	Service representatives and other customer and personal services occupations	NOC Skill Level C	1,351	17.6	17
4.	12	Administrative and financial supervisors and administrative occupations	NOC Skill Level B	1,301	18.8	17
5.	67	Service support and other service occupations, n.e.c.	NOC Skill Level D	1,157	17.5	17
6.	74	Other installers, repairers and servicers and material handlers	NOC Skill Level C	987	17.1	17
7.	75	Transport and heavy equipment operation and related maintenance occupations	NOC Skill Level C	921	18.8	17
8.	11	Professional occupations in business and finance	NOC Skill Level A	887	18.3	17
9.	72	Industrial, electrical and construction trades	NOC Skill Level B	846	21.2	17
10.	63	Service supervisors and specialized service occupations	NOC Skill Level B	789	23.3	17
11.	06	Middle management occupations in retail and wholesale trade and customer services	NOC Skill Level A	753	19.4	17
12.	01	Senior managers - construction, transportation, production and utilities	NOC Skill Level A	745	19.3	17
13.	14	Office support occupations	NOC Skill Level C	707	17.3	17
14.	22	Technical occupations related to natural and applied sciences	NOC Skill Level B	628	20.0	17
15.	73	Maintenance and equipment operation trades	NOC Skill Level B	556	21.1	17
16.	42	Paraprofessional occupations in legal, social, community and education services	NOC Skill Level B	555	17.8	17
17.	96	Labourers in processing, manufacturing and utilities	NOC Skill Level D	521	20.5	17
18.	66	Sales support occupations	NOC Skill Level D	514	16.6	17
19.	15	Distribution, tracking and scheduling co-ordination occupations	NOC Skill Level C	479	17.9	17
20.	41	Professional occupations in law and social, community and government services	NOC Skill Level A	449	19.0	17
21.	94	Processing and manufacturing machine operators and related production workers	NOC Skill Level C	442	18.7	17
22.	62	Retail sales supervisors and specialized sales occupations	NOC Skill Level B	378	17.5	17
23.	40	Professional occupations in education services	NOC Skill Level A	365	16.1	15
24.	32	Technical occupations in health	NOC Skill Level B	353	19.9	17
25.	44	Care providers and educational, legal and public protection support occupations	NOC Skill Level C	331	18.6	17
26.	76	Trades helpers, construction labourers and related occupations	NOC Skill Level D	320	18.0	17
					1 - 45 / 45	< >



MULTILINGUAL JOB POSTINGS BY THE NUMBERS

ACTIVE POSTINGS
845

NEW POSTINGS
1

COMPANIES
353

LANGUAGES
9

OF DAYS POSTED

AVERAGE
18.0

MEDIAN
17

MULTILINGUAL JOB POSTINGS BY SKILL LEVEL

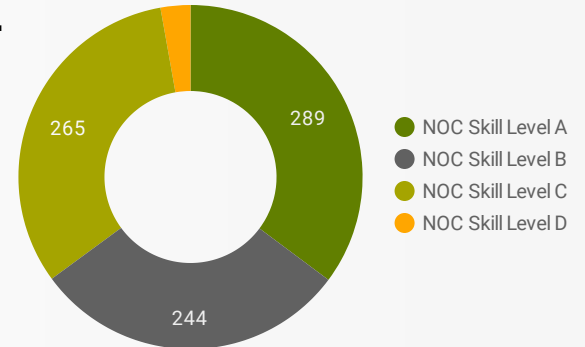
What language skills are employers looking for by occupational skill level?

289 Skill Level A - Management/ Professional Occupations usually requiring University

244 Skill Level B - Usually college education or apprenticeship training

265 Skill Level C - Usually secondary education or occupation-specific training

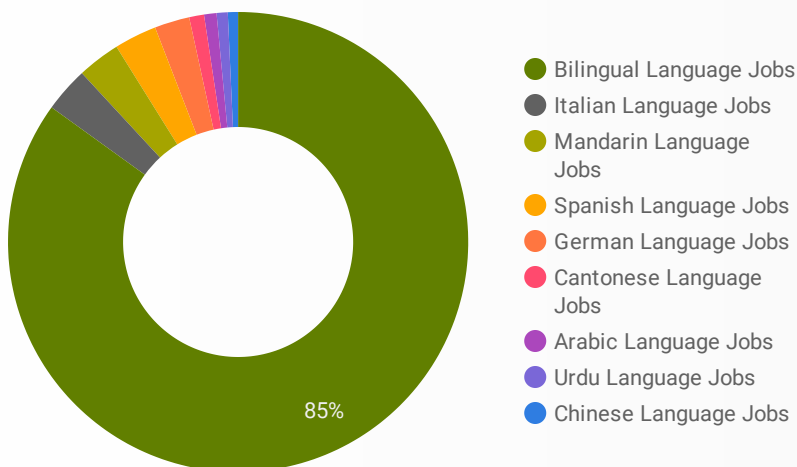
23 Skill Level D - Usually on-the-job training



LANGUAGES	NOC Skill Level A	NOC Skill Level B	NOC Skill Level C	NOC Skill Level D
Bilingual Language...	259	200	223	13
Italian Language J...	1	13	9	4
German Language ...	9	7	6	2
Spanish Language...	5	6	12	1
Mandarin Language...	5	10	5	
Arabic Language J...	3	4	2	
Cantonese Language	1	1	4	2

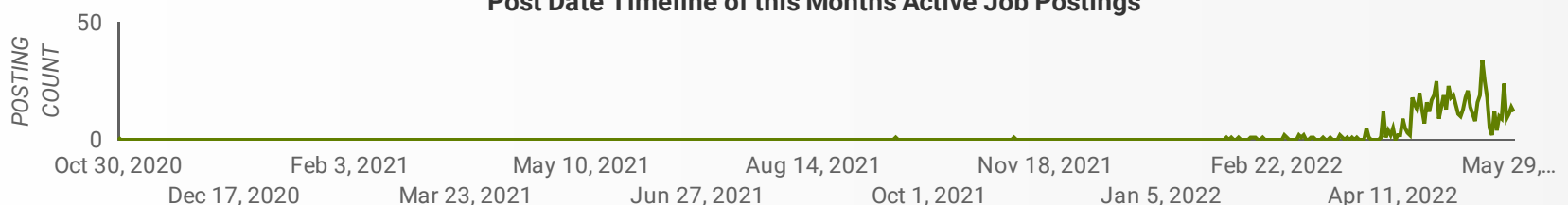
LANGUAGE SKILLS BREAKDOWN

Which kinds of language skills do employers seek?



LANGUAGES	POSTING COUNT
1. Bilingual Language Jobs	717
2. Italian Language Jobs	27
3. Spanish Language Jobs	25
4. German Language Jobs	24
5. Mandarin Language Jobs	21
6. Arabic Language Jobs	9
1 - 9 / 9	

Post Date Timeline of this Month's Active Job Postings





LANGUAGE SKILLS BEING RECRUITED BY SKILL TYPE

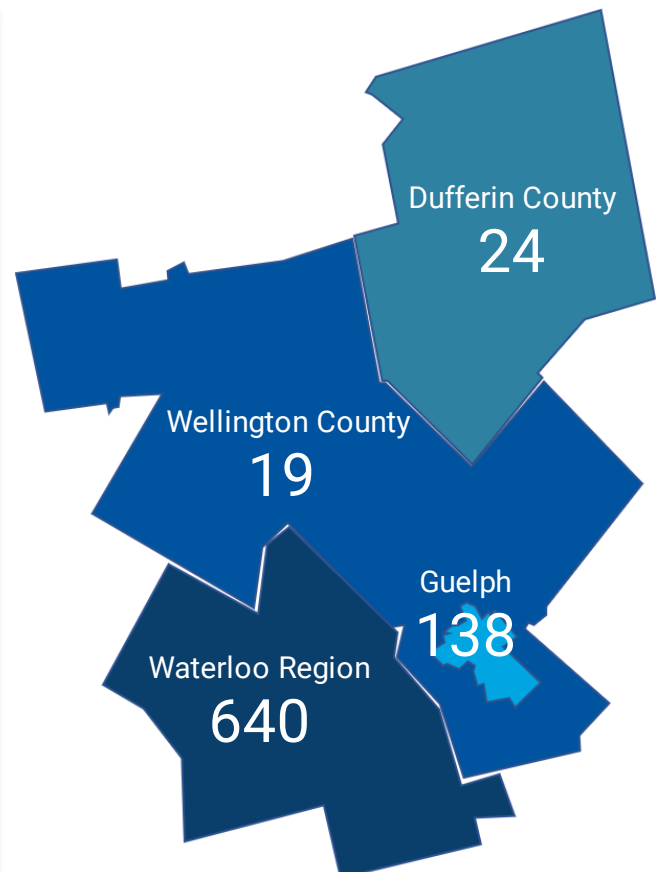
What language skills are sought by 1-Digit NOC?

SKILL TYPE NAME	Bilingual ...	Italian La...	German ...	Spanish ...	Mandarin...	Arabic La...	Grand total
Business, finance and administration occu...	266		2	1	7	1	282
Health occupations	7		1		1		9
Management occupations	92			2	3	1	100
Natural and applied sciences and related o...	40		2	2		2	47
Natural resources, agriculture and related ...			1	3			4
Occupations in art, culture, recreation and ...	6				1		7
Occupations in education, law and social, ...	75	1	8	6	2	3	97
Occupations in manufacturing and utilities	3		1				4
Sales and service occupations	197	26	7	9	5	2	258
Trades, transport and equipment operator...	9		2	1	1		13
Grand total	695	27	24	24	20	9	821

MULTILINGUAL JOB POSTINGS BY MUNICIPALITY

What language skills are sought by 4-Digit NOC?

	MUNICIPALITY	JOB LANGUAGES ▼	AVG POSTING LENGTH IN DAYS	MEDIAN POSTING LENGTH IN DAYS
1.	City of Waterloo	276	18.7	17
2.	City of Kitchener	188	18.4	17
3.	City of Cambridge	161	19.1	17
4.	City of Guelph	138	18.0	17
5.	Town of Orangeville	19	19.2	17
6.	Woolwich Township	10	18.3	17
7.	Town of Erin	8	17.4	17
8.	Puslinch Township	5	19.3	17
9.	Township of Centre Wellington	5	19.5	17
10.	Township of North Dumfries	3	18.4	17
11.	Township of Wilmot	2	18.6	17
12.	Town of Shelburne	2	14.9	17
13.	Town of Grand Valley	2	16.9	17
1 - 21 / 21 < >				





LANGUAGE DEMAND BY JOB

What language skills are sought by 4-Digit NOC?

4 DIGIT NOC NAME		POSTINGS ▾
1.	Other customer and information services re...	105
2.	Retail salespersons	52
3.	Human resources professionals	35
4.	Administrative officers	33
5.	Administrative assistants	30
6.	Retail and wholesale trade managers	27
7.	Other financial officers	26
8.	Cooks	22
9.	Other instructors	22
10.	Professional occupations in advertising, ma...	21
11.	Data entry clerks	16
12.	Insurance underwriters	16
13.	Business development officers and marketi...	15
14.	Human resources and recruitment officers	15
15.	Sales and account representatives - wholes...	13
16.	Accounting and related clerks	13
17.	University professors and lecturers	12
18.	Advertising, marketing and public relations ...	11
19.	User support technicians	10
20.	Elementary school and kindergarten teachers	10
21.	Financial and investment analysts	9
22.	Human resources managers	9
23.	Social and community service workers	9
24.	Food counter attendants, kitchen helpers an...	8
25.	General office support workers	8
26.	Accounting technicians and bookkeepers	7
27.	Purchasing agents and officers	7
28.	Financial managers	7
29.	Food and beverage servers	6
30.	Chefs	6
31.	Database analysts and data administrators	6
32.	Software engineers and designers	5
1 - 100 / 146		< >

MULTILINGUAL HIRING EMPLOYERS

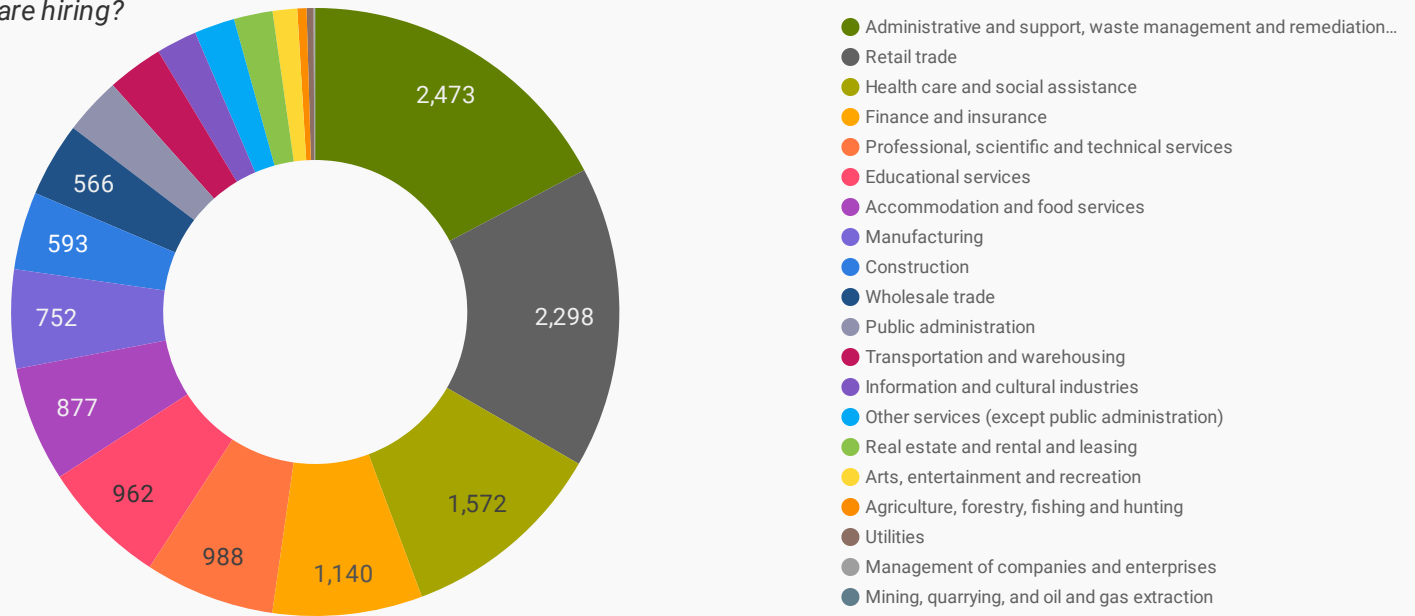
Which employers are seeking multilingual candidates?

COMPANY		POSTINGS ▾
1.	Sun Life Financial	52
2.	Farm Boy	20
3.	Septodont	18
4.	Manulife	17
5.	Sun Life Financial Inc.	15
6.	Farm Boy Inc.	15
7.	Sitel Group	15
8.	Varsity Tutors	14
9.	Wilfrid Laurier University	12
10.	Cowan Insurance Group	11
11.	Equitable Life of Canada	11
12.	Randstad Canada	10
13.	BELL MOBILITY/BELL MOBILITÁ%	10
14.	Dean Group	10
15.	WATERLOO REGION DISTRICT SCHOOL BOARD	9
16.	Schlegel-UW Research Institute for Aging	9
17.	ATS Automation Tooling Systems Inc.	8
18.	Homewood Health	8
19.	Liquor Control Board of Ontario	7
20.	East Side Mario's Guelph	7
21.	OTIP (Ontario Teachers Insurance Plan)	7
22.	Financial Horizons Group	6
23.	Schlegel Villages	6
24.	Bell	6
25.	Parrish & Heimbecker, Limited (P&H)	6
26.	hfp	5
27.	Kerry's Place Autism Services	5
28.	Skyline Group of Companies	5
29.	Express Employment Professionals	5
30.	DriverCheck Inc.	5
31.	The Co-operators	5
1 - 50 / 355		< >



TOP HIRING SECTORS BY 2-DIGIT NAICS CODE

What sectors are hiring?



	2-DIGIT NAICS LABEL	NAICS CODE	POSTING COUNT	AVG POSTING LENGTH IN DAYS	MEDIAN POSTING LENGTH IN DAYS
1.	Administrative and support, waste management and remediation services	56	2,473	19.1	17
2.	Retail trade	44-45	2,298	16.0	17
3.	Health care and social assistance	62	1,572	18.9	17
4.	Finance and insurance	52	1,140	17.0	17
5.	Professional, scientific and technical services	54	988	21.2	17
6.	Educational services	61	962	16.1	17
7.	Accommodation and food services	72	877	20.1	17
8.	Manufacturing	31-33	752	19.0	17
9.	Construction	23	593	19.2	17
10.	Wholesale trade	41	566	19.4	17
11.	Public administration	91	438	17.8	15
12.	Transportation and warehousing	48-49	425	18.1	17
13.	Information and cultural industries	51	310	18.2	17
14.	Other services (except public administration)	81	308	16.9	17
15.	Real estate and rental and leasing	53	295	19.0	17
16.	Arts, entertainment and recreation	71	187	17.5	17
17.	Agriculture, forestry, fishing and hunting	11	70	15.4	17
18.	Utilities	22	52	19.2	17
19.	Management of companies and enterprises	55	9	15.4	16
20.	Mining, quarrying, and oil and gas extraction	21	4	17.0	17

NOTE: NAICS code 56 includes Employment Agencies. Manufacturing includes codes 31-33, Retail Trade includes codes 44-45 and Transportation and Warehousing includes codes 48-49.



TOP HIRING SECTORS BY 3-DIGIT NAICS CODE

What sectors are hiring?

	3-DIGIT NAICS LABEL	NAICS CODE	POSTING COUNT ▾	AVG POSTING LENGTH IN DAYS	MEDIAN POSTING LENGTH IN DAYS
1.	Administrative and support services	561	2,392	19.2	17
2.	Professional, scientific and technical services	541	988	21.2	17
3.	Educational services	611	962	16.1	17
4.	Food services and drinking places	722	720	20.3	17
5.	Insurance carriers and related activities	524	701	17.4	17
6.	Nursing and residential care facilities	623	569	18.2	17
7.	Food and beverage stores	445	414	16.7	16
8.	Local, municipal and regional public administration	913	401	17.1	15
9.	Ambulatory health care services	621	401	19.1	17
10.	Credit intermediation and related activities	522	384	15.5	17
11.	Hospitals	622	353	20.9	17
12.	Clothing and clothing accessories stores	448	351	16.9	17
13.	Specialty trade contractors	238	347	19.1	17
14.	Health and personal care stores	446	270	16.6	17
15.	General merchandise stores	452	260	14.5	17
16.	Social assistance	624	249	17.2	17
17.	Building material and garden equipment and supplies dealers	444	242	14.0	15
18.	Motor vehicle and parts dealers	441	242	18.4	17
19.	Truck transportation	484	208	19.0	17
20.	Machinery, equipment and supplies merchant wholesalers	417	200	18.4	17
21.	Construction of buildings	236	198	19.8	17
22.	Food manufacturing	311	191	19.1	17
23.	Real estate	531	177	17.7	17
24.	Furniture and home furnishings stores	442	168	15.6	17
25.	Personal and laundry services	812	159	15.5	17
26.	Accommodation services	721	157	19.2	17
27.	Miscellaneous store retailers	453	157	12.8	15
28.	Amusement, gambling and recreation industries	713	145	17.1	17
29.	Telecommunications	517	138	18.0	17
30.	Rental and leasing services	532	118	20.7	17
31.	Building material and supplies merchant wholesalers	416	118	14.6	16



TOP HIRING SECTORS BY 4-DIGIT NAICS CODE

What sectors are hiring?

	4-DIGIT NAICS LABEL	NAICS CODE	POSTING COUNT ▾	AVG POSTING LENGTH IN DAYS	MEDIAN POSTING LENGTH IN DAYS
1.	Employment services	5613	1,948	20.0	17
2.	Full-service restaurants and limited-service eating places	7225	647	20.7	17
3.	Universities	6113	542	16.0	17
4.	Other local, municipal and regional public administration	9139	388	17.1	15
5.	Insurance carriers	5241	385	15.9	17
6.	General medical and surgical hospitals	6221	344	20.9	17
7.	Grocery stores	4451	340	16.4	15
8.	Community care facilities for the elderly	6233	320	19.3	17
9.	Agencies, brokerages and other insurance related activities	5242	316	19.5	17
10.	Computer systems design and related services	5415	298	25.6	17
11.	Clothing stores	4481	297	16.5	17
12.	Services to buildings and dwellings	5617	294	15.9	17
13.	Health and personal care stores	4461	270	16.6	17
14.	Depository credit intermediation	5221	263	14.8	15
15.	Building material and supplies dealers	4441	228	13.4	15
16.	Department stores	4521	209	12.9	17
17.	Architectural, engineering and related services	5413	209	20.9	17
18.	General freight trucking	4841	189	19.3	17
19.	Other schools and instruction	6116	178	17.0	17
20.	Residential developmental handicap, mental health and substance abuse facilities	6232	161	17.9	17
21.	Automobile dealers	4411	153	19.5	17
22.	Traveller accommodation	7211	143	19.5	17
23.	Construction, forestry, mining, and industrial machinery, equipment and supplies merchant wholesalers	4172	143	17.9	17
24.	Individual and family services	6241	142	17.5	17
25.	Management, scientific and technical consulting services	5416	141	19.1	17
26.	Furniture stores	4421	139	15.0	17
27.	Wired and wireless telecommunications carriers(except satellite)	5173	133	18.1	17
28.	Accounting, tax preparation, bookkeeping and payroll services	5412	132	18.9	15
29.	Other amusement and recreation industries	7139	131	16.3	17
30.	Building equipment contractors	2382	126	17.1	17



TOP HIRING SECTORS BY 5-DIGIT NAICS CODE

What sectors are hiring?

	5-DIGIT NAICS LABEL	NAICS CODE	POSTING COUNT ▾	AVG POSTING LENGTH IN DAYS	MEDIAN POSTING LENGTH IN DAYS
1.	Employment placement agencies and executive search services	56131	1,946	20.0	17
2.	Full-service restaurants and limited-service eating places	72251	647	20.7	17
3.	Universities	61131	542	16.0	17
4.	Other local, municipal and regional public administration	91391	388	17.1	15
5.	General medical and surgical hospitals	62211	344	20.9	17
6.	Direct life, health and medical insurance carriers	52411	338	15.5	17
7.	Supermarkets and other grocery (except convenience) stores	44511	324	16.5	15
8.	Community care facilities for the elderly	62331	320	19.3	17
9.	Insurance agencies and brokerages	52421	316	19.5	17
10.	Computer systems design and related services	54151	298	25.6	17
11.	Banking	52211	221	14.4	15
12.	Department stores	45211	209	12.9	17
13.	Hardware stores	44413	196	13.2	15
14.	Pharmacies and drug stores	44611	171	15.0	17
15.	All other schools and instruction	61169	170	17.2	17
16.	Landscaping services	56173	146	15.6	17
17.	Hotels (except casino hotels) and motels	72111	143	19.5	17
18.	Furniture stores	44211	139	15.0	17
19.	Residential mental health and substance abuse facilities	62322	138	18.1	11
20.	New car dealers	44111	134	20.0	17
21.	Wired and wireless telecommunications carriers (except satellite)	51731	133	18.1	17
22.	Family clothing stores	44814	132	14.9	14.5
23.	Accounting, tax preparation, bookkeeping and payroll services	54121	132	18.9	15
24.	Home health care services	62161	122	19.1	17
25.	Industrial machinery, equipment and supplies merchant wholesalers	41723	121	18.0	17
26.	Engineering services	54133	120	17.7	17
27.	Management consulting services	54161	107	20.5	17
28.	Fitness and recreational sports centres	71394	106	15.1	17
29.	Plumbing, heating and air-conditioning contractors	23822	103	16.8	17
30.	Residential building construction	23611	102	18.8	17
31.	Elementary and secondary schools	61111	99	12.1	9



TOP HIRING SECTORS BY 6-DIGIT NAICS CODE

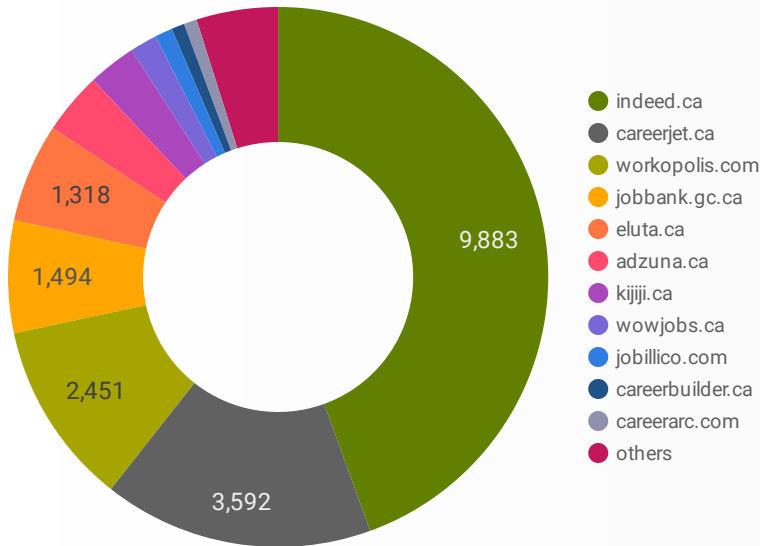
What sectors are hiring?

	6-DIGIT NAICS LABEL	NAICS CODE	POSTING COUNT ▼	AVG POSTING LENGTH IN DAYS	MEDIAN POSTING LENGTH IN DAYS
1.	Employment placement agencies and executive search services	561310	1,946	20.0	17
2.	Universities	611310	542	16.0	17
3.	Other local, municipal and regional public administration	913910	388	17.1	15
4.	General (except paediatric) hospitals	622111	344	20.9	17
5.	Limited-service eating places	722512	325	17.1	17
6.	Supermarkets and other grocery (except convenience) stores	445110	324	16.5	15
7.	Full-service restaurants	722511	322	24.1	17
8.	Community care facilities for the elderly	623310	320	19.3	17
9.	Insurance agencies and brokerages	524210	316	19.5	17
10.	Computer systems design and related services (except video game design and development)	541514	297	25.6	17
11.	Department stores	452110	209	12.9	17
12.	Hardware stores	444130	196	13.2	15
13.	Corporate and institutional banking industry	522112	186	14.1	15
14.	Pharmacies and drug stores	446110	171	15.0	17
15.	Direct individual life, health and medical insurance carriers	524111	171	17.7	17
16.	All other schools and instruction	611690	170	17.2	17
17.	Direct group life, health and medical insurance carriers	524112	167	13.5	17
18.	Landscaping services	561730	146	15.6	17
19.	Furniture stores	442110	139	15.0	17
20.	Residential substance abuse facilities	623221	138	18.1	11
21.	Hotels	721111	136	19.7	17
22.	New car dealers	441110	134	20.0	17
23.	Wired and wireless telecommunications carriers (except satellite)	517310	133	18.1	17
24.	Family clothing stores	448140	132	14.9	14.5
25.	Home health care services	621610	122	19.1	17
26.	Industrial machinery, equipment and supplies merchant wholesalers	417230	121	18.0	17
27.	Engineering services	541330	120	17.7	17
28.	Fitness and recreational sports centres	713940	106	15.1	17
29.	Plumbing, heating and air-conditioning contractors	238220	103	16.8	17
30.	Residential building construction	236110	102	18.8	17



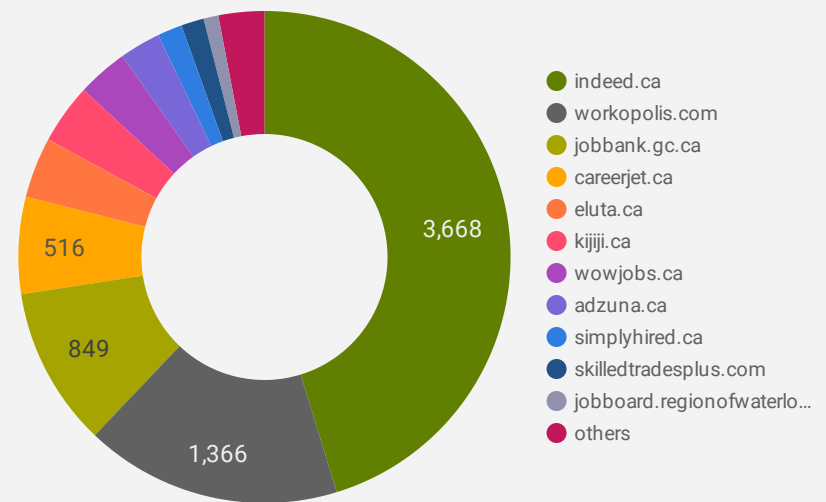
JOB POSTINGS BY JOB BOARD

What share of unique job postings appear on each job board?



COMPANIES BY JOB BOARD

What share of unique job postings appear on each job board?



JOB POSTING DETAILS BY JOB BOARD

How does job posting activity differ by job board?

	JOB BOARD	POSTING COUNT ▾	AVG POSTING LENGTH IN DAYS	MEDIAN POSTING LENGTH IN DAYS	# OF COMPANIES
1.	indeed.ca	9,883	17.0	17	3,668
2.	careerjet.ca	3,592	21.6	15	516
3.	workopolis.com	2,451	15.0	15	1,366
4.	jobbank.gc.ca	1,494	31.9	22	849
5.	eluta.ca	1,318	17.0	17	323
6.	adzuna.ca	824	15.0	15	219
7.	kijiji.ca	635	15.8	15	320
8.	wowjobs.ca	364	15.0	15	269
9.	jobillico.com	234	21.0	14	46
10.	careerbuilder.ca	174	19.0	17	25
11.	careerarc.com	173	20.6	12	25
12.	skilledtradesplus.com	168	14.7	13	121
13.	randstad.ca	167	45.3	32	1
14.	simplyhired.ca	161	15.0	15	132
15.	network.applytoeducation.com	153	8.4	6	6
16.	jobboard.regionofwaterloo.ca	137	72.4	75	79
17.	agilec.ca	78	60.1	54	39