



Workforce Planning Board of Waterloo Wellington Dufferin

JOB DEMAND REPORT MARCH 2022

HIGHLIGHTS

JOB POSTINGS BY THE NUMBERS

POSTING COUNT	NEW THIS MONTH	COMPANIES	JOB BOARDS
23,248	15,315	6,345	33

OF DAYS POSTED

AVERAGE	MEDIAN
18.1	17

REPORT BUILDER

The default filter selection below will show all job demand data for the month. You can use the filters to create a customized report for the purpose of understanding a subset of the data.

OCCUPATION FILTERS

SKILL TYPE NAME / 1-DIGIT NOC	▼
MAJOR GROUP / 2-DIGIT NOC	▼
MINOR GROUP / 3-DIGIT NOC	▼
UNIT GROUP / 4-DIGIT NOC	▼
SKILL LEVEL	▼
JOB TYPE	▼
JOB DURATION	▼
ADDITIONAL LANGUAGE	▼
SPECIFIC JOB TAGS	▼

INDUSTRY/SECTOR FILTERS

HIRING SECTOR BY 2-DIGIT NAICS CODE	▼
HIRING SECTOR BY 3-DIGIT NAICS CODE	▼
HIRING SECTOR BY 4-DIGIT NAICS CODE	▼
HIRING SECTOR BY 5-DIGIT NAICS CODE	▼
HIRING SECTOR BY 6-DIGIT NAICS CODE	▼

OTHER FILTERS

MUNICIPALITY	▼
REGION	▼
JOB BOARD	▼

NOC = National Occupation Classification | NAICS = North American Industry Classification System

Page 1 of 20

Source:

Job posting data collected by the Workforce Planning Board of Waterloo Wellington Dufferin from job boards and employer websites who recruit candidates in Waterloo Region, Wellington County, Guelph, and Dufferin County.



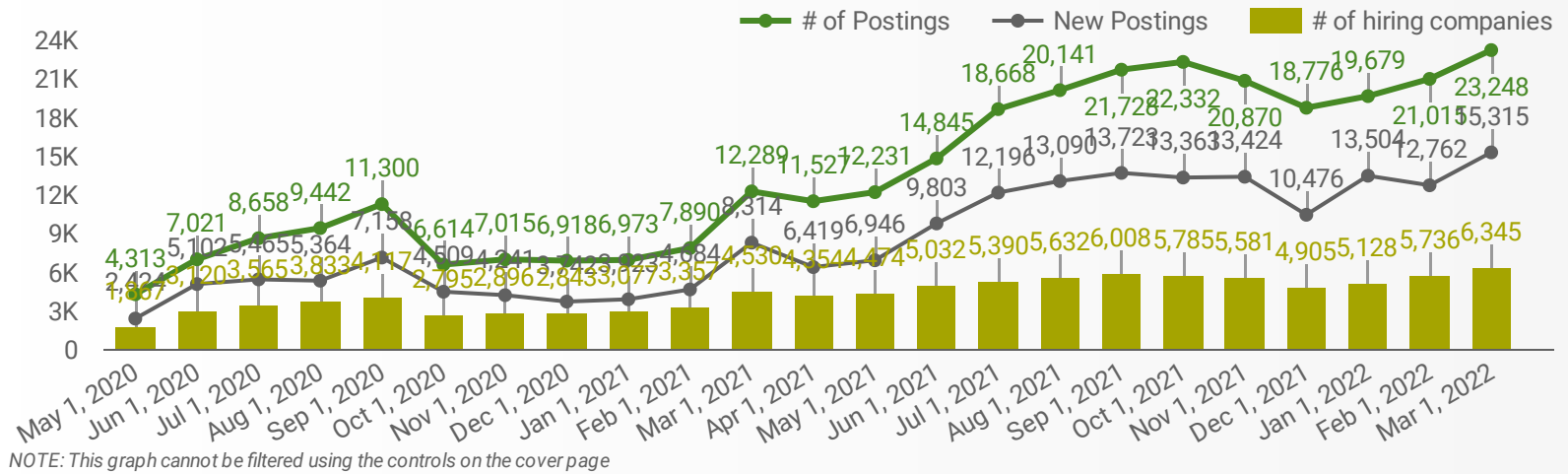
This Employment Ontario service is funded in part by the Government of Canada and the Government of Ontario.

Ce service Emploi Ontario est financé en partie par le gouvernement du Canada et le gouvernement de l'Ontario.



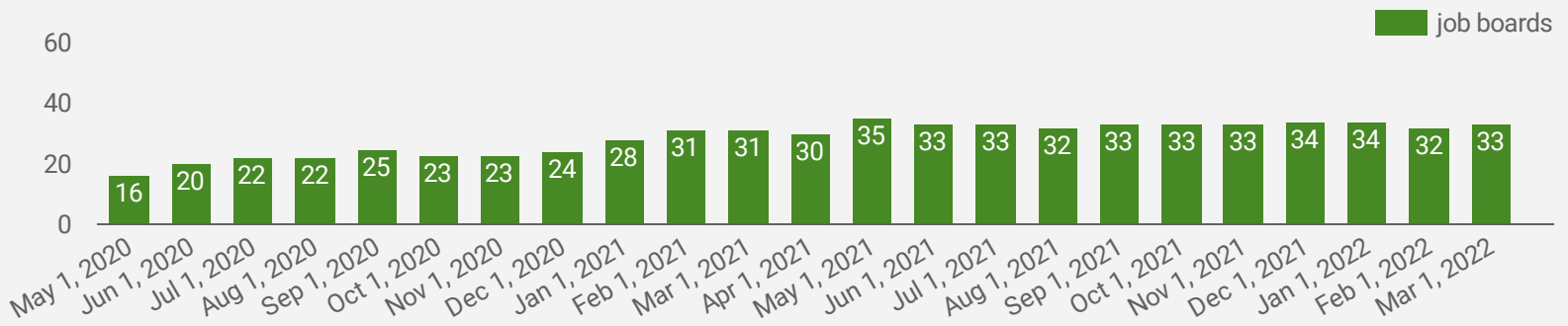
JOB POSTINGS BY MONTH FOR ALL REGIONS

How many job postings were active for at least 1 day this month?



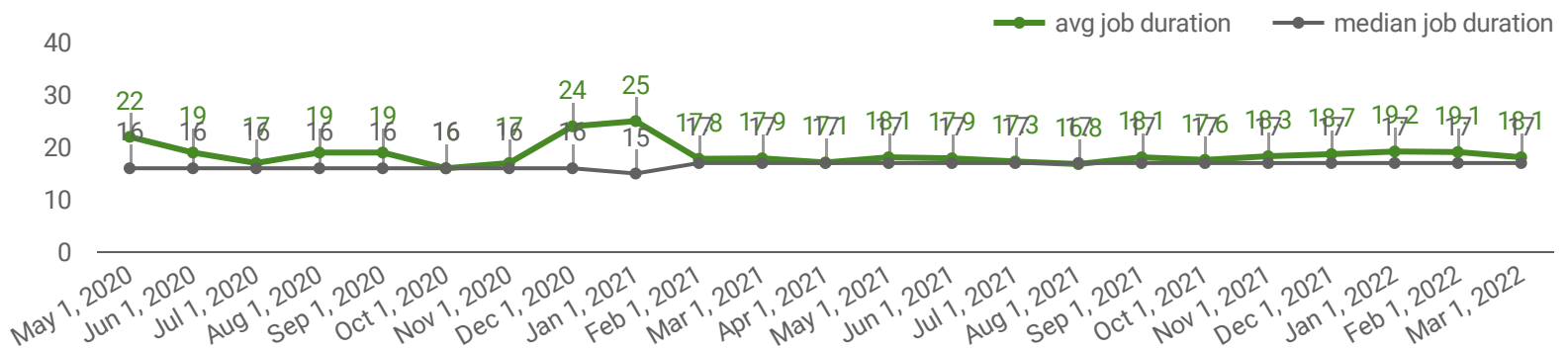
NUMBER OF ACTIVE JOB BOARDS

How many job postings were active for at least 1 day this month on these job boards?



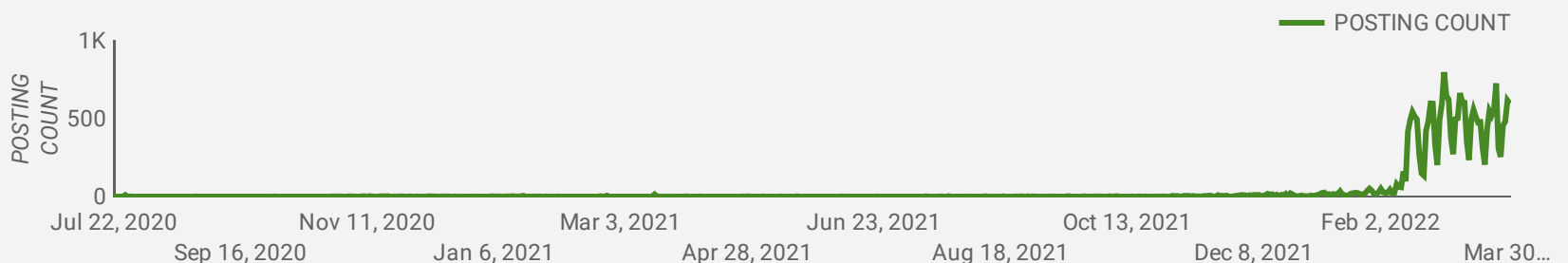
AVG & MEDIAN POSTING LENGTH BY DAYS

How long are employers having to recruit for to find candidates to fill their job vacancies?



POST DATE TIMELINE FOR THIS MONTH'S ACTIVE JOB POSTINGS

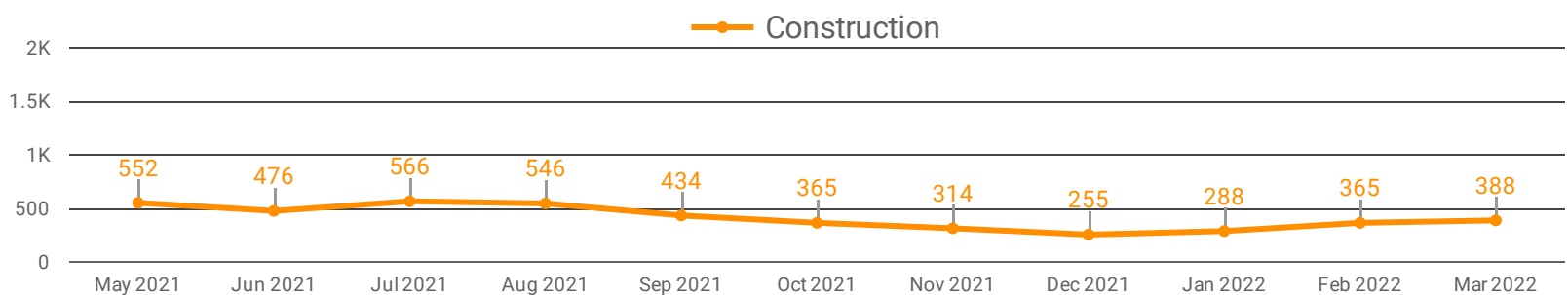
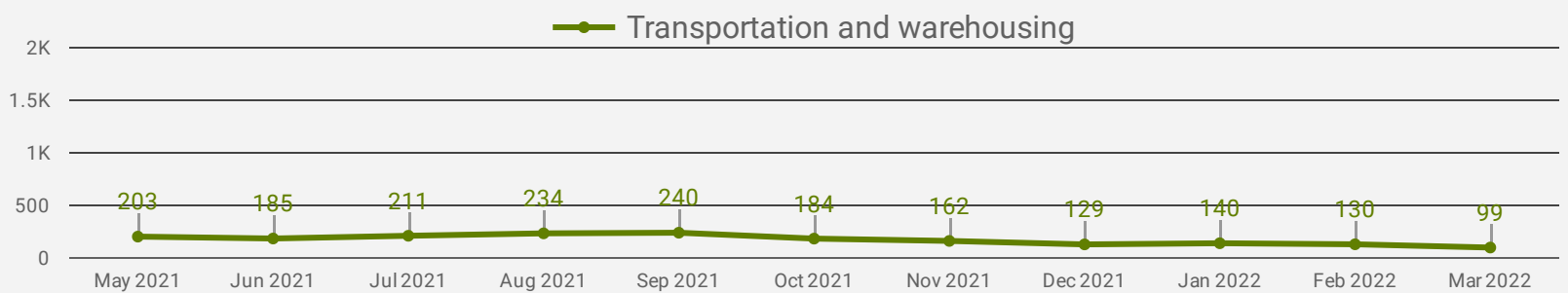
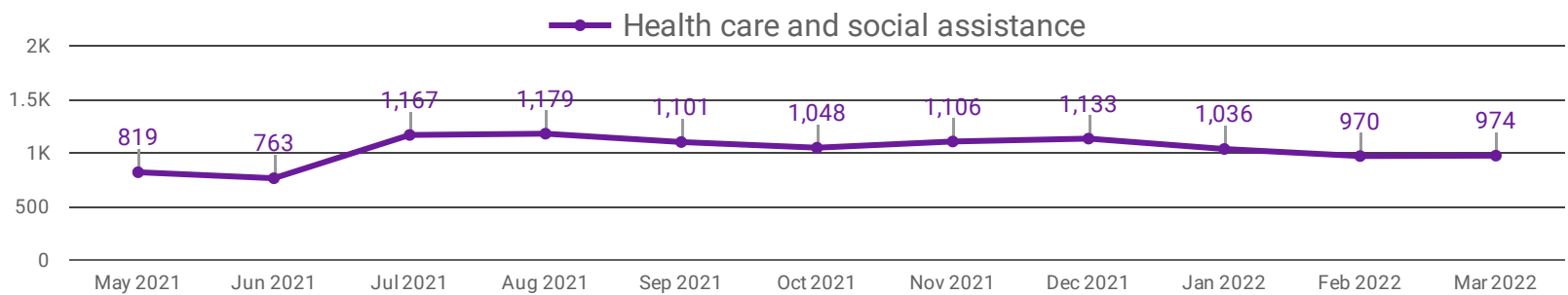
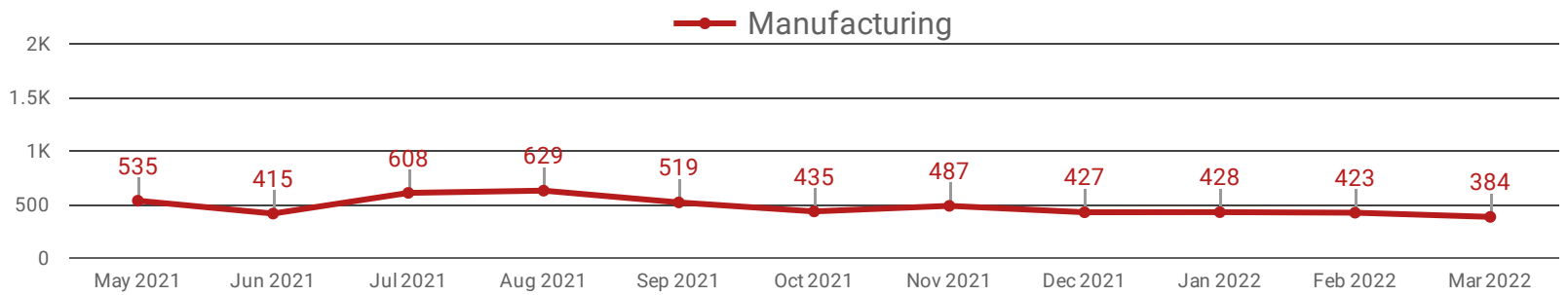
How many job postings were active for at least 1 day this month?





DEMAND BY KEY SECTOR (ALL REGIONS)

How many job postings were active for at least 1 day this month by sector?

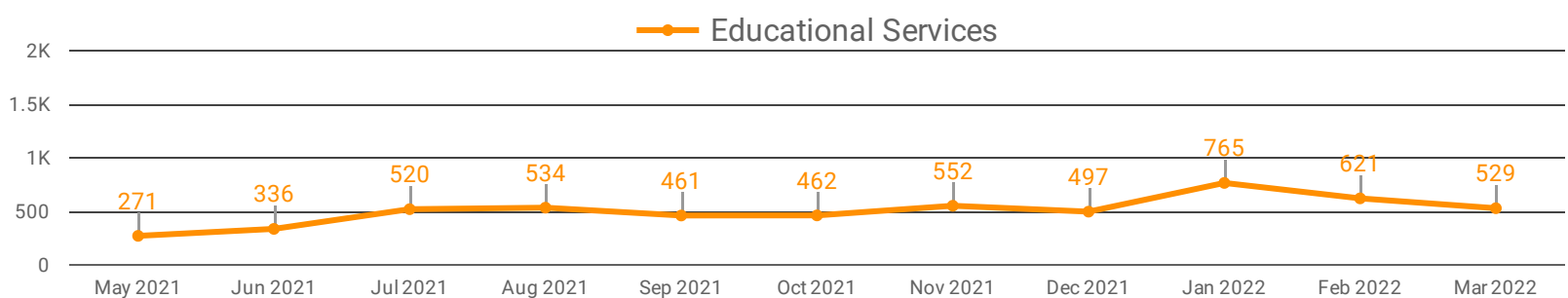
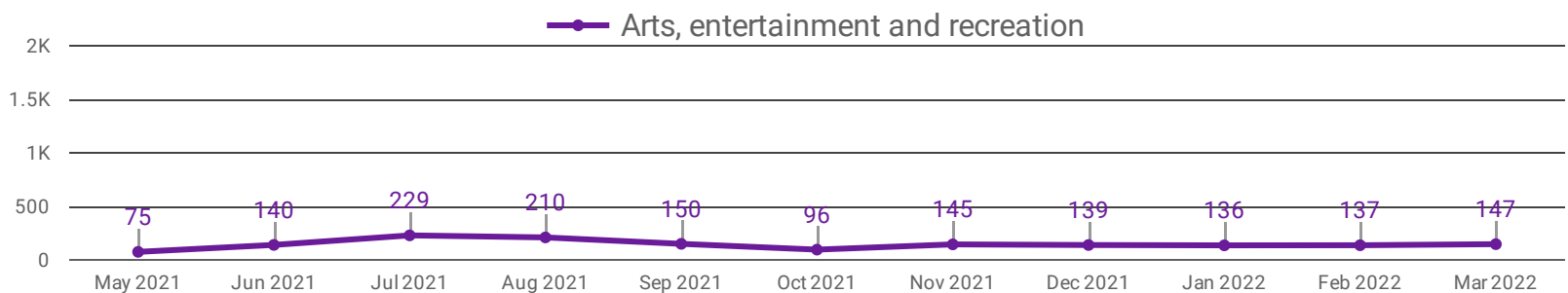
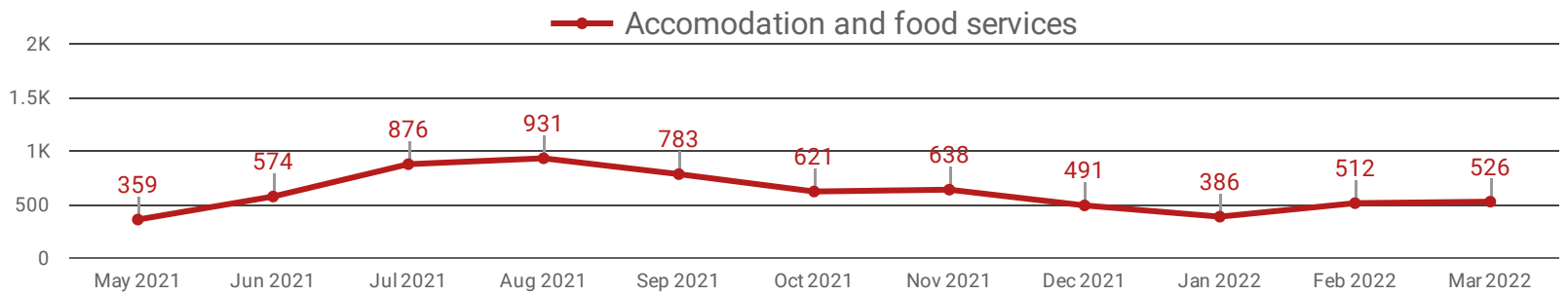


NOTE: This graph cannot be filtered using the controls on the cover page



DEMAND BY IMPACTED SECTOR (ALL REGIONS)

How many job postings were active for at least 1 day this month by sector?



NOTE: This graph cannot be filtered using the controls on the cover page



JOB POSTINGS BY COUNTY

How many job postings were active for at least 1 day this month?

	COUNTY	POSTING COUNT	AVG POSTING LENGTH IN DAYS	MEDIAN POSTING LENGTH IN DAYS
1.	Waterloo Region	15,512	18.0	17
2.	City of Guelph	4,870	18.1	17
3.	Dufferin County	1,224	18.2	17
4.	Wellington County	1,212	19.4	17

JOB TYPE

Full-time vs Part-time



JOB POSTINGS BY MUNICIPALITY

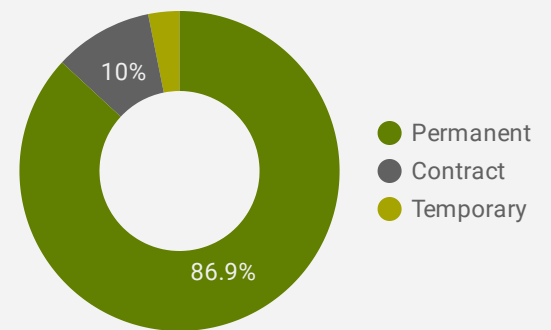
Where are job opportunities being offered?

	MUNICIPALITY	POSTING COUNT	AVG POSTING LENGTH IN DAYS	MEDIAN POSTING LENGTH IN DAYS
1.	City of Kitchener	5,656	17.4	16
2.	City of Guelph	4,870	18.1	17
3.	City of Waterloo	4,539	18.9	17
4.	City of Cambridge	4,256	18.0	17
5.	Town of Orangeville	964	17.8	17
6.	Township of Centre Wellington	521	17.2	17
7.	Woolwich Township	510	16.1	15
8.	Township of North Dumfries	277	16.9	17
9.	Township of Wellington North	221	25.5	17
10.	Township of Wilmot	197	18.7	16

1 - 22 / 22

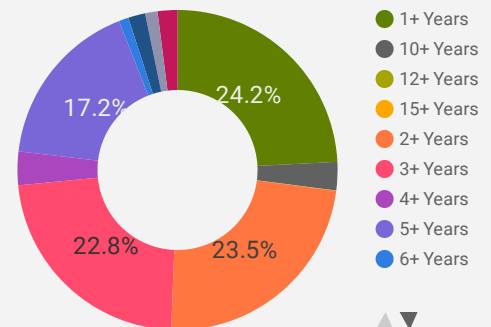
JOB DURATION

Permanency of jobs posted



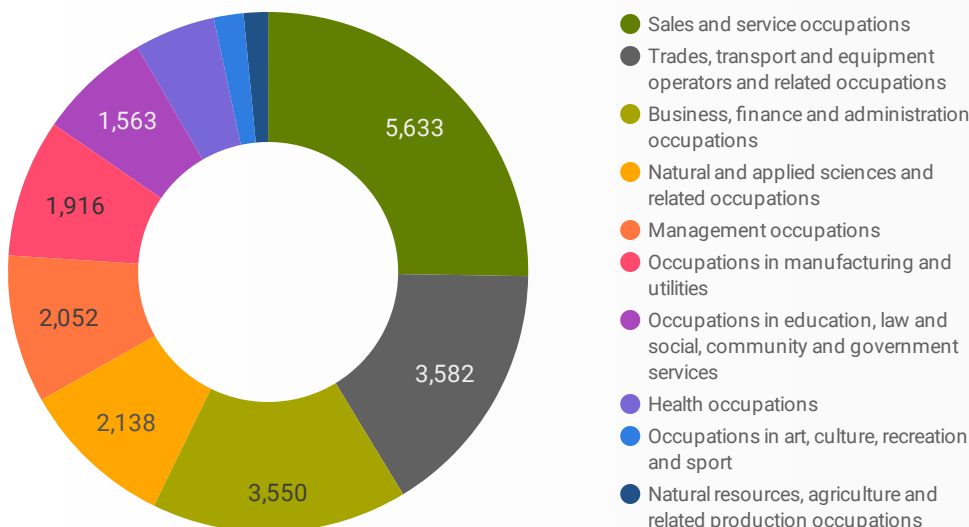
JOB EXPERIENCE

Job Postings by Experience Level Required



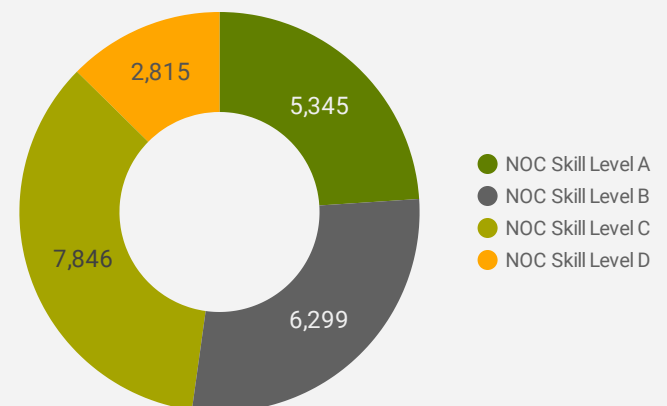
JOB POSTINGS BY SKILL TYPE

What skill type is being recruited?



JOB POSTINGS BY SKILL LEVEL

What education do occupations typically require?



Skill Level A = Usually University education | Skill Level B = Usually College education or Apprenticeship training | Skill Level C = Usually Secondary education or occupation-specific training | Skill Level D = Usually on-the-job training



TOP HIRING EMPLOYERS & AGENCIES

Who is hiring?

	COMPANY	COUNTY	POSTINGS COUNT ▾	AVG POSTING LENGTH IN DAYS	MEDIAN POSTING LENGTH IN DAYS
1.	Randstad Canada	Waterloo Region	223	29.3	17
2.	Grand River Hospital	Waterloo Region	204	24.4	17
3.	Sun Life Financial	Waterloo Region	201	11.3	13
4.	University of Guelph	City of Guelph	177	16.3	17
5.	University of Waterloo	Waterloo Region	173	27.8	16
6.	Randstad Canada	City of Guelph	154	24.9	17
7.	WATERLOO REGION DISTRICT SCHOOL BOARD	Waterloo Region	141	9.6	3
8.	Manulife	Waterloo Region	120	14.5	15
9.	Liberty Staffing Services	Waterloo Region	112	11.5	8
10.	Equitable Life of Canada	Waterloo Region	89	26.0	17
11.	ATS Automation Tooling Systems Inc.	Waterloo Region	89	16.8	17
12.	Lowe's	Waterloo Region	88	10.2	15
13.	Homewood Health	City of Guelph	83	10.7	10
14.	Home Depot Canada	Waterloo Region	81	12.0	14
15.	Manpower	Waterloo Region	80	14.8	17
16.	Cambridge Memorial Hospital	Waterloo Region	80	11.8	15
17.	Linamar Corp	City of Guelph	80	16.6	17
18.	Economical Insurance	Waterloo Region	79	15.4	15
19.	Waterloo Catholic District School Board	Waterloo Region	79	19.1	10
20.	OpenText	Waterloo Region	78	15.5	17
21.	Humber	City of Guelph	78	11.3	10
22.	401 Auto	Waterloo Region	73	15.6	15
23.	Liberty Staffing Services	City of Guelph	73	20.5	11
24.	Dean Group	Waterloo Region	72	9.3	7
25.	ATS Automation	Waterloo Region	71	44.3	34
26.	Home Depot Canada	City of Guelph	70	11.4	9
27.	Linamar Corporation	City of Guelph	66	17.0	17
28.	loblaws	Waterloo Region	64	15.0	15
29.	ALS	Waterloo Region	63	15.3	16
30.	Grand River Personnel	Waterloo Region	62	8.0	4
31.	Google	Waterloo Region	62	37.2	30



TOP HOURLY WAGES IN JOB POSTINGS

What are employers willing to pay to find the perfect candidate?

of Minimum Wage Jobs

614

	JOB TITLE	COMPANY	LOCATION	WAGE VALUE ▾
1.	Hair And Makeup Artist	Autumn Artistry, Makeup & Hair	City of Waterloo	90 <div></div>
2.	Bilingual HR generalist	BilingualOne	Town of Orangeville	90 <div></div>
3.	Chiropractor	OMHGroup	City of Guelph	90 <div></div>
4.	Acupuncturist	InFocus Rehabilitation Centre Inc	City of Cambridge	82 <div></div>
5.	Chiropodist	Guelph Rehab Centre	City of Guelph	80 <div></div>
6.	Excavation Manager	Imagine Fiberglass Products Inc.	City of Waterloo	80 <div></div>
7.	Excavator Operator	Imagine Fiberglass Pools	City of Waterloo	80 <div></div>
8.	339b Tower Crane Operator	Thomas Tower Cranes	#N/A	80 <div></div>
9.	Solicitor (corporate) - Temporary Full Time	Waterloo, Regional Municipality of	City of Kitchener	76.87 <div></div>
10.	Project Manager/scrum - Remote (sap Migration)	Denken Solutions Canada Inc	City of Cambridge	75 <div></div>
11.	Human Resources Manager	The Corporation of the County of Dufferin	Town of Orangeville	70.79 <div></div>
12.	P2 - Director, Accounting Projects - 3361	Randstad Canada	City of Waterloo	70 <div></div>
				1 - 100 / 6765 < >

TOP SALARIES IN JOB POSTINGS

What are employers willing to pay to find the perfect candidate?

	JOB TITLE	COMPANY	LOCATION	WAGE VALUE ▾
1.	Real Estate Agent - Pre-qualified Buyers Seller Meetings Booked For You!	Zoocasa Realty Inc	City of Guelph	350,000 <div></div>
2.	Real Estate Agent - Pre-qualified Buyers & Seller Meetings Booked For You!	Zoocasa Realty Inc	City of Kitchener	350,000 <div></div>
3.	Physician, Family	Bridgeport Medical Clinic	City of Waterloo	350,000 <div></div>
4.	Associate Dentist	Smile Town	City of Waterloo	319,067 <div></div>
5.	Dentist	Smile Town	City of Waterloo	319,067 <div></div>
6.	Az Owner Operators	Beyond Transportation Inc	Township of North Dumfries	295,000 <div></div>
7.	Customer Service Representative	Money Mart	City of Guelph	250,000 <div></div>
8.	University Professor, Engineering	University of Waterloo	City of Waterloo	250,000 <div></div>
9.	Customer Service Representative	MoneyMart Financial Services	City of Cambridge	250,000 <div></div>
10.	Sales Representative	Royal York PM	City of Kitchener	250,000 <div></div>
11.	250,000 <div></div>
				1 - 100 / 8971 < >

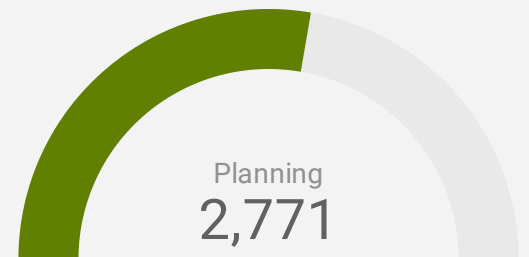
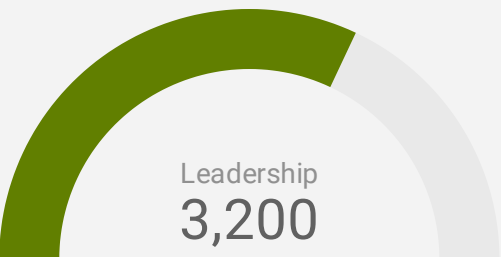
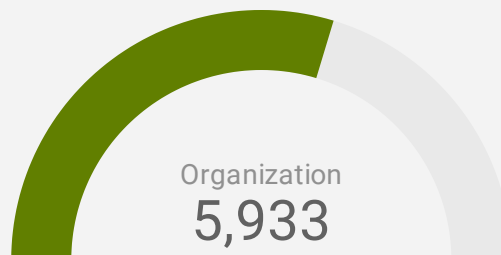
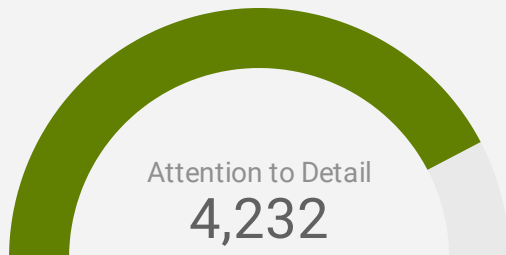
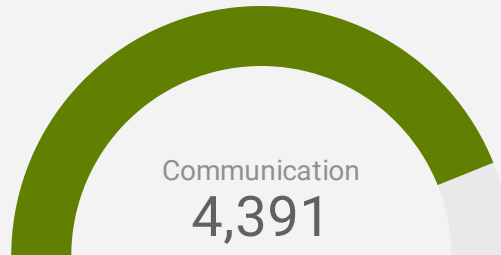
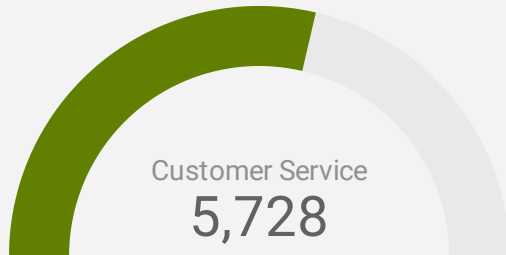


TOP IN-DEMAND SKILLS

How many times were these skills found in job postings?

ACTIVE JOB POSTINGS THIS MONTH

23,248

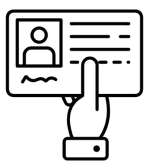


KEY JOB REQUIREMENTS

How often are these requirements desired in job postings?

ACTIVE JOB POSTINGS THIS MONTH

12,272



Driver's License
4,265



First Aid
765



Regular Access to a Vehi
754



Criminal Record Check
967



Microsoft Office
1,858



Food Safety
510



TOP OCCUPATIONS BY SKILL, FREQUENCY & DURATION

What jobs are in-demand and/or hard to fill?

	4 DIGIT NOC	4 DIGIT NOC NAME	SKILL LEVEL	POSTING COUNT	AVG POSTING LENGTH IN DAYS	MEDIAN POSTING LENGTH IN DAYS
1.	6421	Retail salespersons	NOC Skill Level C	1,195	15.1	16
2.	6552	Other customer and information services representatives	NOC Skill Level C	837	17.4	17
3.	9619	Other labourers in processing, manufacturing and utilities	NOC Skill Level D	831	16.7	17
4.	7452	Material handlers	NOC Skill Level C	714	17.1	17
5.	7511	Transport truck drivers	NOC Skill Level C	545	18.2	17
6.	2173	Software engineers and designers	NOC Skill Level A	500	19.5	17
7.	6711	Food counter attendants, kitchen helpers and related support occupations	NOC Skill Level D	475	17.1	17
8.	6411	Sales and account representatives - wholesale trade (non-technical)	NOC Skill Level C	441	16.6	17
9.	6322	Cooks	NOC Skill Level B	423	20.8	17
10.	1221	Administrative officers	NOC Skill Level B	387	19.4	17
11.	621	Retail and wholesale trade managers	NOC Skill Level A	315	15.9	17
12.	6731	Light duty cleaners	NOC Skill Level D	290	18.2	17
13.	4412	Home support workers, housekeepers and related occupations	NOC Skill Level C	277	24.4	17
14.	4212	Social and community service workers	NOC Skill Level B	268	18.2	17
15.	1241	Administrative assistants	NOC Skill Level B	252	17.8	16
16.	6513	Food and beverage servers	NOC Skill Level C	249	17.7	17
17.	1121	Human resources professionals	NOC Skill Level A	249	16.1	17
18.	9411	Machine operators, mineral and metal processing	NOC Skill Level C	249	16.2	17
19.	7514	Delivery and courier service drivers	NOC Skill Level C	246	16.3	17
20.	1414	Receptionists	NOC Skill Level C	233	15.9	17
21.	2171	Information systems analysts and consultants	NOC Skill Level A	217	21.5	17
22.	8612	Landscaping and grounds maintenance labourers	NOC Skill Level D	216	19.6	17
23.	3414	Other assisting occupations in support of health services	NOC Skill Level C	209	18.1	17
24.	1521	Shippers and receivers	NOC Skill Level C	207	16.4	17
25.	714	Facility operation and maintenance managers	NOC Skill Level A	203	18.5	17
26.	7611	Construction trades helpers and labourers	NOC Skill Level D	200	17.3	17
27.	4163	Business development officers and marketing researchers and consultants	NOC Skill Level A	198	17.1	17
28.	6622	Store shelf stockers, clerks and order fillers	NOC Skill Level D	179	14.7	15
29.	1421	Accounting and related clerks	NOC Skill Level C	174	18.2	17



JOB POSTINGS BY 3-DIGIT NATIONAL OCCUPATION CLASSIFICATION

What jobs are hard to fill and/or in-demand?

	3 DIGIT NOC	3 DIGIT NOC NAME	SKILL LEVEL	POSTING COUNT ▾	AVG POSTING LENGTH IN DAYS	MEDIAN POSTING LENGTH IN DAYS
1.	642	Retail salespersons	NOC Skill Level C	1,195	15.1	16
2.	961	Labourers in processing, manufacturing and utilities	NOC Skill Level D	1,008	17.3	17
3.	217	Computer and information systems professionals	NOC Skill Level A	905	21.4	17
4.	655	Customer and information services representatives	NOC Skill Level C	892	17.2	17
5.	751	Motor vehicle and transit drivers	NOC Skill Level C	812	17.5	17
6.	122	Administrative and regulatory occupations	NOC Skill Level B	787	18.3	17
7.	745	Longshore workers and material handlers	NOC Skill Level C	716	17.1	17
8.	673	Cleaners	NOC Skill Level D	499	18.5	17
9.	632	Chefs and cooks	NOC Skill Level B	480	21.2	17
10.	671	Food counter attendants, kitchen helpers and related support occupations	NOC Skill Level D	475	17.1	17
11.	421	Paraprofessional occupations in legal, social, community and education services	NOC Skill Level B	466	16.8	17
12.	112	Human resources and business service professionals	NOC Skill Level A	447	17.8	17
13.	152	Supply chain logistics, tracking and scheduling co-ordination occupations	NOC Skill Level C	446	16.5	17
14.	641	Sales and account representatives - wholesale trade (non-technical)	NOC Skill Level C	441	16.6	17
15.	341	Assisting occupations in support of health services	NOC Skill Level C	423	16.8	17
16.	111	Auditors, accountants and investment professionals	NOC Skill Level A	412	19.1	17
17.	941	Machine operators and related workers in mineral and metal products processing and manufacturing	NOC Skill Level C	384	17.6	17
18.	441	Home care providers and educational support occupations	NOC Skill Level C	356	20.4	17
19.	651	Occupations in food and beverage service	NOC Skill Level C	354	17.3	17
20.	141	General office workers	NOC Skill Level C	350	16.1	17
21.	012	Senior managers - construction, transportation, production and utilities	NOC Skill Level A	348	19.3	17
22.	071	Managers in customer and personal services, n.e.c.	NOC Skill Level A	322	18.1	17
23.	062	Retail and wholesale trade managers	NOC Skill Level A	315	15.9	17
24.	011	Senior managers - construction, transportation, production and utilities	NOC Skill Level A	306	22.5	17
25.	143	Financial, insurance and related administrative support workers	NOC Skill Level C	305	17.5	17
26.	416	Policy and program researchers, consultants and officers	NOC Skill Level A	305	18.8	17
27.	124	Office administrative assistants - general, legal and medical	NOC Skill Level B	305	17.4	16
28.	723	Machining, metal forming, shaping and erecting trades	NOC Skill Level B	257	20.3	17



JOB POSTINGS BY 2-DIGIT NATIONAL OCCUPATION CLASSIFICATION

What jobs are hard to fill and/or in-demand?

	2 DIGIT NOC	2 DIGIT NOC NAME	SKILL LEVEL	POSTING COUNT ▾	AVG POSTING LENGTH IN DAYS	MEDIAN POSTING LENGTH IN DAYS
1.	64	Sales representatives and salespersons - wholesale and retail trade	NOC Skill Level C	1,636	15.5	17
2.	65	Service representatives and other customer and personal services occupations	NOC Skill Level C	1,525	17.1	17
3.	21	Professional occupations in natural and applied sciences	NOC Skill Level A	1,322	21.7	17
4.	12	Administrative and financial supervisors and administrative occupations	NOC Skill Level B	1,266	18.1	17
5.	67	Service support and other service occupations, n.e.c.	NOC Skill Level D	1,022	17.7	17
6.	96	Labourers in processing, manufacturing and utilities	NOC Skill Level D	1,008	17.3	17
7.	75	Transport and heavy equipment operation and related maintenance occupations	NOC Skill Level C	967	17.8	17
8.	72	Industrial, electrical and construction trades	NOC Skill Level B	967	19.8	17
9.	11	Professional occupations in business and finance	NOC Skill Level A	859	18.5	17
10.	74	Other installers, repairers and servicers and material handlers	NOC Skill Level C	841	17.4	17
11.	63	Service supervisors and specialized service occupations	NOC Skill Level B	819	22.3	17
12.	22	Technical occupations related to natural and applied sciences	NOC Skill Level B	816	18.4	17
13.	01	Senior managers - construction, transportation, production and utilities	NOC Skill Level A	734	21.1	17
14.	14	Office support occupations	NOC Skill Level C	719	16.9	17
15.	06	Middle management occupations in retail and wholesale trade and customer services	NOC Skill Level A	642	19.5	17
16.	73	Maintenance and equipment operation trades	NOC Skill Level B	543	20.4	17
17.	94	Processing and manufacturing machine operators and related production workers	NOC Skill Level C	532	17.8	17
18.	15	Distribution, tracking and scheduling co-ordination occupations	NOC Skill Level C	512	16.5	17
19.	42	Paraprofessional occupations in legal, social, community and education services	NOC Skill Level B	466	16.8	17
20.	41	Professional occupations in law and social, community and government services	NOC Skill Level A	459	18.1	17
21.	32	Technical occupations in health	NOC Skill Level B	436	18.3	17
22.	34	Assisting occupations in support of health services	NOC Skill Level C	423	16.8	17
23.	44	Care providers and educational, legal and public protection support occupations	NOC Skill Level C	364	20.3	17
24.	07	Managers in customer and personal services, n.e.c.	NOC Skill Level A	349	18.0	17
25.	62	Retail sales supervisors and specialized sales occupations	NOC Skill Level B	331	18.9	17
26.	66	Sales support occupations	NOC Skill Level D	300	15.2	16
					1 - 45 / 45	< >



MULTILINGUAL JOB POSTINGS BY THE NUMBERS

ACTIVE POSTINGS
947

NEW POSTINGS
2

COMPANIES
401

LANGUAGES
11

OF DAYS POSTED

AVERAGE
18.4

MEDIAN
17

MULTILINGUAL JOB POSTINGS BY SKILL LEVEL

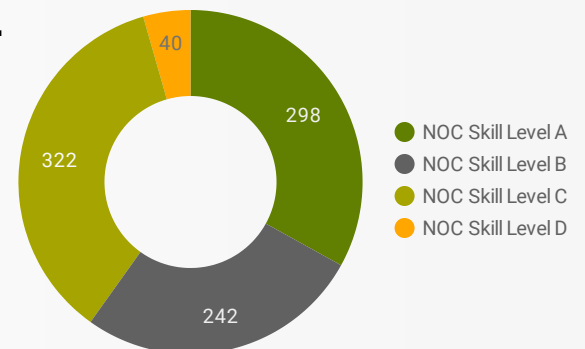
What language skills are employers looking for by occupational skill level?

299 Skill Level A - Management/ Professional Occupations usually requiring University

243 Skill Level B - Usually college education or apprenticeship training

322 Skill Level C - Usually secondary education or occupation-specific training

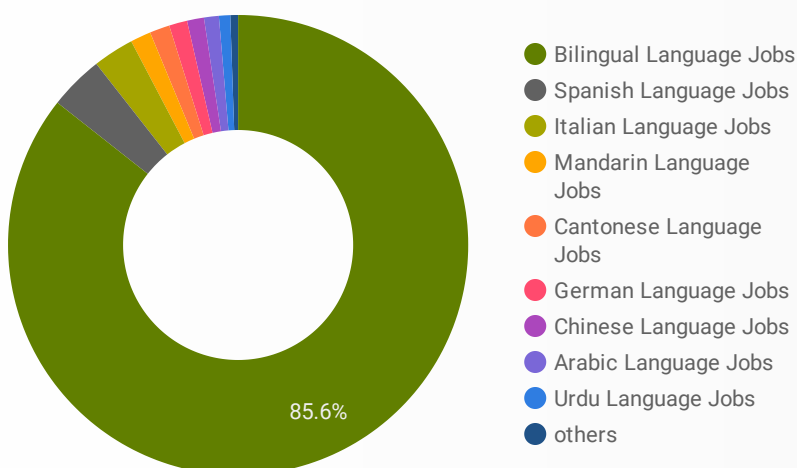
40 Skill Level D - Usually on-the-job training



LANGUAGES	NOC Skill Level A		NOC Skill Level B		NOC Skill Level C		NOC Skill Level D	
Bilingual Language...	257		208		273		20	
Spanish Language...	15		3		11		6	
Italian Language J...	3		12		12		7	
Cantonese Langua...	2		4		9		3	
German Language ...			2		11		1	
Mandarin Language...	5		5		2		1	
Arabic Language J...	2		7		1			

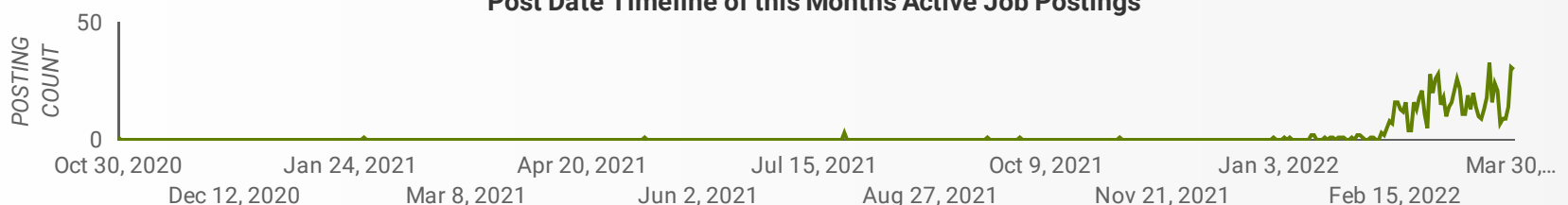
LANGUAGE SKILLS BREAKDOWN

Which kinds of language skills do employers seek?



LANGUAGES		POSTING COUNT
1.	Bilingual Language Jobs	796
2.	Spanish Language Jobs	35
3.	Italian Language Jobs	34
4.	Cantonese Language Jobs	18
5.	Mandarin Language Jobs	15
6.	German Language Jobs	14
		1 - 10 / 10

Post Date Timeline of this Month's Active Job Postings





LANGUAGE SKILLS BEING RECRUITED BY SKILL TYPE

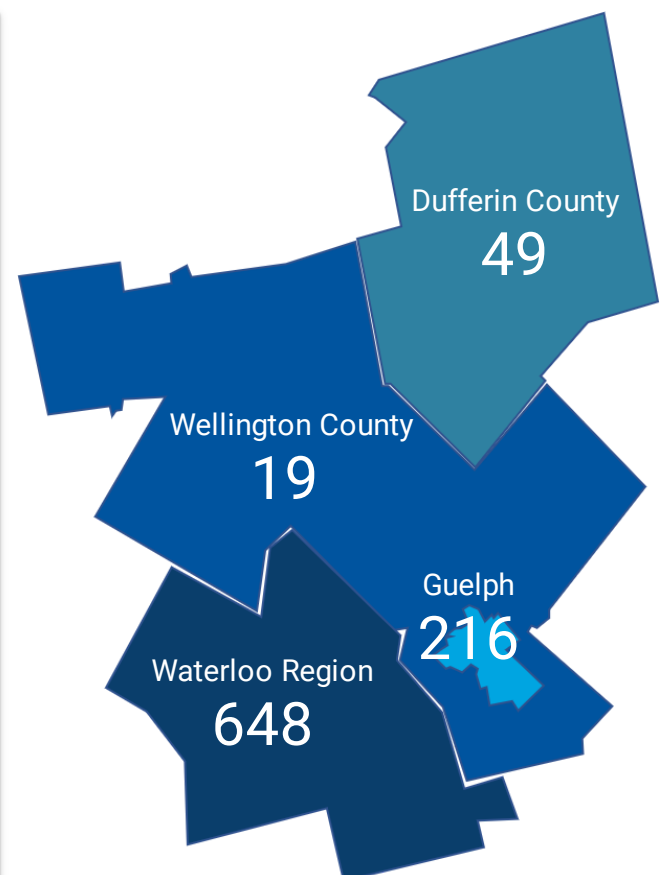
What language skills are sought by 1-Digit NOC?

SKILL TYPE NAME	Bilingual ...	Spanish ...	Italian La...	Cantones...	German ...	Mandarin...	Grand total
Business, finance and administration occu...	184	5		1		3	205
Health occupations	19			1		1	21
Management occupations	87	6	3			2	101
Natural and applied sciences and related o...	62	2		1	1	2	69
Natural resources, agriculture and related ...		1			1		2
Occupations in art, culture, recreation and ...	22						23
Occupations in education, law and social, ...	87	6				1	104
Occupations in manufacturing and utilities	6			1	2		9
Sales and service occupations	273	11	31	14	9	3	346
Trades, transport and equipment operator...	18	4			1	1	24
Grand total	758	35	34	18	14	13	904

MULTILINGUAL JOB POSTINGS BY MUNICIPALITY

What language skills are sought by 4-Digit NOC?

	MUNICIPALITY	JOB LANGUAGES ▼	AVG POSTING LENGTH IN DAYS	MEDIAN POSTING LENGTH IN DAYS
1.	City of Waterloo	270	18.9	17
2.	City of Kitchener	227	17.4	16
3.	City of Guelph	216	18.1	17
4.	City of Cambridge	130	18.0	17
5.	Town of Orangeville	31	17.8	17
6.	Woolwich Township	14	16.1	15
7.	Township of Mono	9	56.4	32
8.	Town of Erin	7	16.3	15
9.	Town of Shelburne	7	16.6	17
10.	Township of Wilmot	6	18.7	16
11.	Township of Wellington North	4	25.5	17
12.	Town of Minto	3	19.4	15
13.	Township of Centre Wellington	3	17.2	17





LANGUAGE DEMAND BY JOB

What language skills are sought by 4-Digit NOC?

4 DIGIT NOC NAME	POSTINGS ▾
1. Other customer and information services re...	144
2. Retail salespersons	53
3. Sales and account representatives - wholes...	33
4. Administrative officers	24
5. Human resources professionals	22
6. Retail and wholesale trade managers	21
7. Business development officers and marketi...	20
8. Human resources and recruitment officers	19
9. Cooks	18
10. Advertising, marketing and public relations ...	17
11. Professional occupations in advertising, ma...	16
12. Food and beverage servers	14
13. Information systems analysts and consulta...	13
14. Food counter attendants, kitchen helpers an...	13
15. Other financial officers	12
16. User support technicians	12
17. Social and community service workers	12
18. Financial and investment analysts	11
19. Administrative assistants	11
20. Insurance adjusters and claims examiners	9
21. Bakers	9
22. Educational counsellors	9
23. Corporate sales managers	8
24. Receptionists	8
25. Financial managers	8
26. Elementary and secondary school teacher a...	8
27. Professional occupations in business mana...	8
28. Human resources managers	8
29. Accounting technicians and bookkeepers	8
30. Economists and economic policy researche...	8
31. Database analysts and data administrators	7
32. Financial sales representatives	7
1 - 100 / 175 < >	

MULTILINGUAL HIRING EMPLOYERS

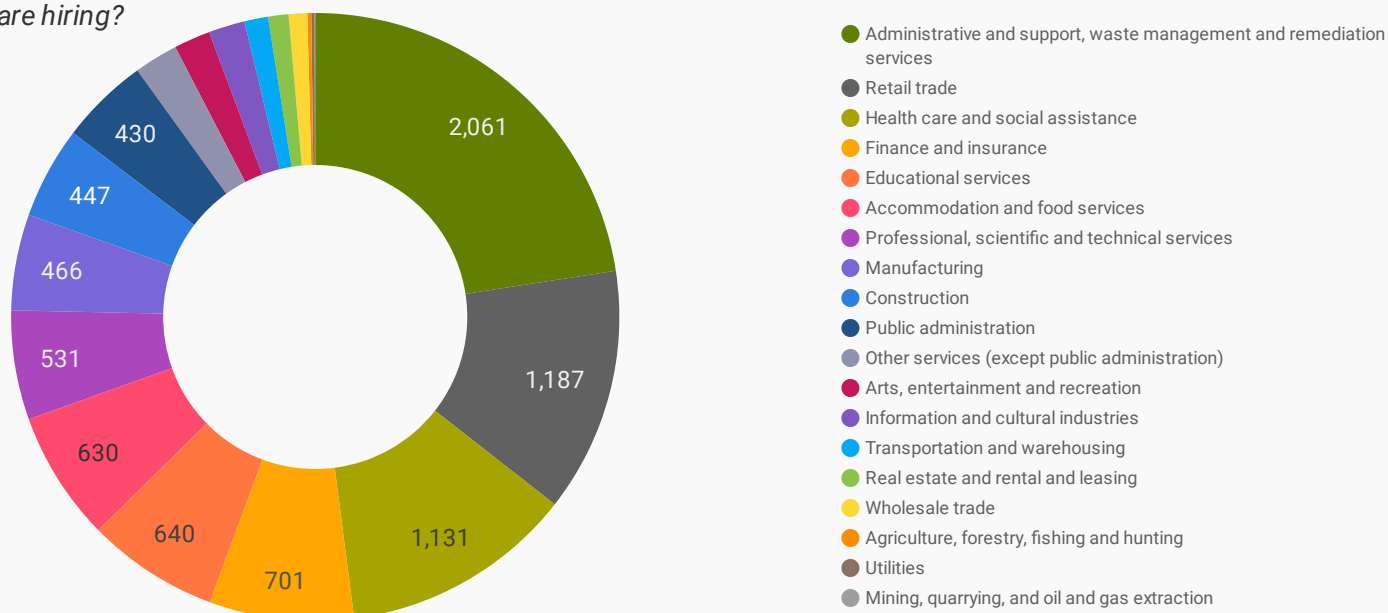
Which employers are seeking multilingual candidates?

COMPANY	POSTINGS ▾
1. Sun Life Financial	53
2. Farm Boy	34
3. Farm Boy Inc.	33
4. WATERLOO REGION DISTRICT SCHOOL BOARD	19
5. Various Ministries	18
6. Randstad Canada	15
7. Manulife	15
8. Septodont	14
9. Bell	12
10. SCRUFF	12
11. Bell Canada	11
12. T&T Supermarket	11
13. Sun Life Financial Inc.	9
14. Collège de Rosemont	9
15. Equitable Life of Canada	8
16. Upper Grand District School Board	7
17. The Co-operators	7
18. BELL MEDIA INC.	7
19. Canon	7
20. NTT Business Process Outsourcing	6
21. BELL MOBILITY/BELL MOBILITÉ	6
22. BELL MOBILITY	6
23. Manpower	5
24. East Side Mario's Guelph	5
25. Financial Horizons	5
26. Stantec	5
27. The Skyline Group of Companies	5
28. Desjardins	5
29. Financial Horizons Group	5
30. Bell Technical Solutions/Bell Solutions	4
31. Agricorp	4
1 - 50 / 404 < >	



TOP HIRING SECTORS BY 2-DIGIT NAICS CODE

What sectors are hiring?



	2-DIGIT NAICS LABEL	NAICS CODE	POSTING COUNT	AVG POSTING LENGTH IN DAYS	MEDIAN POSTING LENGTH IN DAYS
1.	Administrative and support, waste management and remediation services	56	2,061	18.2	17
2.	Retail trade	44-45	1,187	14.1	15
3.	Health care and social assistance	62	1,131	17.6	17
4.	Finance and insurance	52	701	15.0	15
5.	Educational services	61	640	18.2	15
6.	Accommodation and food services	72	630	18.6	17
7.	Professional, scientific and technical services	54	531	22.7	17
8.	Manufacturing	31-33	466	18.2	16
9.	Construction	23	447	19.6	17
10.	Public administration	91	430	17.5	15
11.	Other services (except public administration)	81	213	16.0	17
12.	Arts, entertainment and recreation	71	177	13.6	17
13.	Information and cultural industries	51	176	18.5	16
14.	Transportation and warehousing	48-49	115	20.0	17
15.	Real estate and rental and leasing	53	99	16.2	17
16.	Wholesale trade	41	90	19.5	17
17.	Agriculture, forestry, fishing and hunting	11	19	17.0	17
18.	Utilities	22	16	21.7	16
19.	Mining, quarrying, and oil and gas extraction	21	3	16.0	16

NOTE: NAICS code 56 includes Employment Agencies. Manufacturing includes codes 31-33, Retail Trade includes codes 44-45 and Transportation and Warehousing includes codes 48-49.



TOP HIRING SECTORS BY 3-DIGIT NAICS CODE

What sectors are hiring?

	3-DIGIT NAICS LABEL	NAICS CODE	POSTING COUNT ▾	AVG POSTING LENGTH IN DAYS	MEDIAN POSTING LENGTH IN DAYS
1.	Administrative and support services	561	2,030	18.2	17
2.	Educational services	611	640	18.2	15
3.	Professional, scientific and technical services	541	531	22.7	17
4.	Food services and drinking places	722	481	18.0	17
5.	Hospitals	622	444	18.4	17
6.	Insurance carriers and related activities	524	434	14.3	15
7.	Local, municipal and regional public administration	913	398	16.6	15
8.	Nursing and residential care facilities	623	371	17.7	17
9.	Specialty trade contractors	238	285	18.6	17
10.	Food and beverage stores	445	242	15.1	15
11.	Credit intermediation and related activities	522	238	15.4	15
12.	Ambulatory health care services	621	230	17.0	17
13.	Building material and garden equipment and supplies dealers	444	223	12.5	15
14.	General merchandise stores	452	178	11.6	15
15.	Clothing and clothing accessories stores	448	163	17.2	16
16.	Amusement, gambling and recreation industries	713	154	13.3	17
17.	Accommodation services	721	149	20.2	17
18.	Construction of buildings	236	143	20.7	17
19.	Personal and laundry services	812	125	15.5	17
20.	Health and personal care stores	446	123	13.4	15
21.	Motor vehicle and parts dealers	441	110	16.6	17
22.	Food manufacturing	311	90	24.5	17
23.	Social assistance	624	86	15.1	16.5
24.	Miscellaneous store retailers	453	78	14.1	15
25.	Truck transportation	484	69	19.7	17
26.	Real estate	531	69	16.4	17
27.	Publishing industries (except Internet)	511	68	15.6	17
28.	Telecommunications	517	66	18.7	15
29.	Repair and maintenance	811	56	16.8	17
30.	Beverage and tobacco product manufacturing	312	47	16.2	16
31.	Transportation equipment manufacturing	336	44	23.6	15



TOP HIRING SECTORS BY 4-DIGIT NAICS CODE

What sectors are hiring?

	4-DIGIT NAICS LABEL	NAICS CODE	POSTING COUNT ▾	AVG POSTING LENGTH IN DAYS	MEDIAN POSTING LENGTH IN DAYS
1.	Employment services	5613	1,629	18.0	17
2.	Full-service restaurants and limited-service eating places	7225	444	18.1	17
3.	General medical and surgical hospitals	6221	441	18.4	16
4.	Universities	6113	413	20.9	16
5.	Other local, municipal and regional public administration	9139	393	16.6	15
6.	Services to buildings and dwellings	5617	289	16.6	17
7.	Community care facilities for the elderly	6233	272	19.5	17
8.	Depository credit intermediation	5221	224	14.8	15
9.	Agencies, brokerages and other insurance related activities	5242	221	17.0	16
10.	Grocery stores	4451	214	14.4	15
11.	Insurance carriers	5241	213	11.7	15
12.	Building material and supplies dealers	4441	206	12.3	15
13.	Computer systems design and related services	5415	202	29.6	17
14.	Elementary and secondary schools	6111	168	11.9	10
15.	Department stores	4521	150	10.3	15
16.	Other amusement and recreation industries	7139	149	13.2	17
17.	Traveller accommodation	7211	143	20.4	17
18.	Clothing stores	4481	137	17.4	16
19.	Health and personal care stores	4461	123	13.4	15
20.	Building equipment contractors	2382	101	18.3	17
21.	Accounting, tax preparation, bookkeeping and payroll services	5412	97	20.0	15
22.	Residential developmental handicap, mental health and substance abuse facilities	6232	90	11.1	10
23.	Offices of dentists	6212	90	16.5	17
24.	Non-residential building construction	2362	88	20.9	17
25.	Automobile dealers	4411	86	16.5	17
26.	Personal care services	8121	83	15.5	17
27.	Management, scientific and technical consulting services	5416	82	19.8	17
28.	Foundation, structure, and building exterior contractors	2381	67	15.9	17
29.	Software publishers	5112	65	15.6	17
30.	Building finishing contractors	2383	64	21.3	17
31.	Wired and wireless telecommunications carriers(except satellite)	5173	63	18.9	15



TOP HIRING SECTORS BY 5-DIGIT NAICS CODE

What sectors are hiring?

	5-DIGIT NAICS LABEL	NAICS CODE	POSTING COUNT ▾	AVG POSTING LENGTH IN DAYS	MEDIAN POSTING LENGTH IN DAYS
1.	Employment placement agencies and executive search services	56131	1,629	18.0	17
2.	Full-service restaurants and limited-service eating places	72251	444	18.1	17
3.	General medical and surgical hospitals	62211	441	18.4	16
4.	Universities	61131	413	20.9	16
5.	Other local, municipal and regional public administration	91391	393	16.6	15
6.	Community care facilities for the elderly	62331	272	19.5	17
7.	Insurance agencies and brokerages	52421	220	17.0	16
8.	Banking	52211	216	14.8	15
9.	Direct life, health and medical insurance carriers	52411	205	11.5	15
10.	Computer systems design and related services	54151	202	29.6	17
11.	Supermarkets and other grocery (except convenience) stores	44511	200	14.4	15
12.	Hardware stores	44413	193	12.2	15
13.	Landscaping services	56173	174	16.6	17
14.	Elementary and secondary schools	61111	168	11.9	10
15.	Department stores	45211	150	10.3	15
16.	Hotels (except casino hotels) and motels	72111	141	20.4	17
17.	Fitness and recreational sports centres	71394	121	12.6	17
18.	Pharmacies and drug stores	44611	110	13.4	15
19.	Accounting, tax preparation, bookkeeping and payroll services	54121	97	20.0	15
20.	Offices of dentists	62121	90	16.5	17
21.	Residential mental health and substance abuse facilities	62322	88	11.0	10
22.	Plumbing, heating and air-conditioning contractors	23822	83	18.8	17
23.	New car dealers	44111	78	16.5	17
24.	Other personal care services	81219	76	16.0	17
25.	Commercial and institutional building construction	23622	73	18.6	17
26.	Software publishers	51121	65	15.6	17
27.	Wired and wireless telecommunications carriers (except satellite)	51731	63	18.9	15
28.	Management consulting services	54161	62	20.9	17
29.	Janitorial services	56172	57	16.7	17
30.	Residential building construction	23611	55	20.2	17
31.	Family clothing stores	44814	55	16.8	15



TOP HIRING SECTORS BY 6-DIGIT NAICS CODE

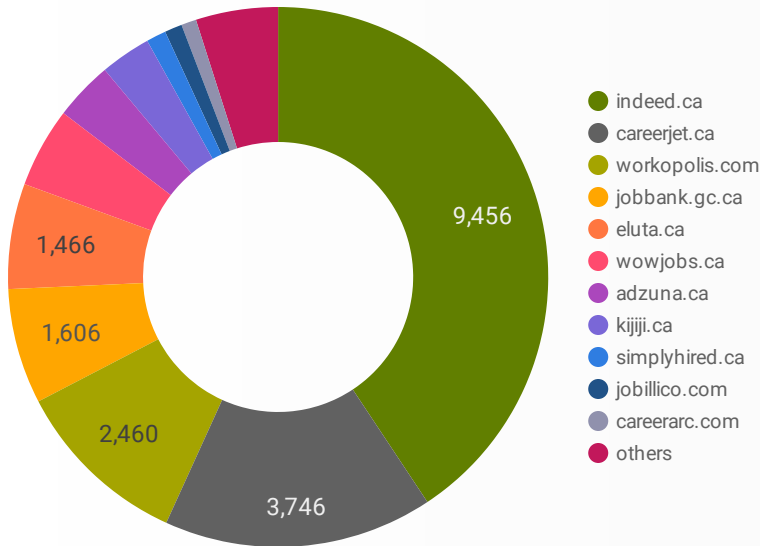
What sectors are hiring?

	6-DIGIT NAICS LABEL	NAICS CODE	POSTING COUNT ▼	AVG POSTING LENGTH IN DAYS	MEDIAN POSTING LENGTH IN DAYS
1.	Employment placement agencies and executive search services	561310	1,629	18.0	17
2.	General (except paediatric) hospitals	622111	441	18.4	16
3.	Universities	611310	413	20.9	16
4.	Other local, municipal and regional public administration	913910	393	16.6	15
5.	Community care facilities for the elderly	623310	272	19.5	17
6.	Full-service restaurants	722511	244	17.8	17
7.	Insurance agencies and brokerages	524210	220	17.0	16
8.	Corporate and institutional banking industry	522112	205	14.7	15
9.	Direct group life, health and medical insurance carriers	524112	203	11.3	14
10.	Limited-service eating places	722512	200	18.5	17
11.	Computer systems design and related services (except video game design and development)	541514	200	29.8	17
12.	Supermarkets and other grocery (except convenience) stores	445110	200	14.4	15
13.	Hardware stores	444130	193	12.2	15
14.	Landscaping services	561730	174	16.6	17
15.	Elementary and secondary schools	611110	168	11.9	10
16.	Department stores	452110	150	10.3	15
17.	Hotels	721111	135	20.6	17
18.	Fitness and recreational sports centres	713940	121	12.6	17
19.	Pharmacies and drug stores	446110	110	13.4	15
20.	Offices of dentists	621210	90	16.5	17
21.	Plumbing, heating and air-conditioning contractors	238220	83	18.8	17
22.	Residential substance abuse facilities	623221	83	10.7	10
23.	New car dealers	441110	78	16.5	17
24.	Other personal care services	812190	76	16.0	17
25.	Commercial and institutional building construction	236220	73	18.6	17
26.	Wired and wireless telecommunications carriers (except satellite)	517310	63	18.9	15
27.	Software publishers (except video game publishers)	511211	59	15.6	17
28.	Family clothing stores	448140	55	16.8	15
29.	Residential building construction	236110	55	20.2	17
30.	Offices of accountants	541212	52	25.9	17



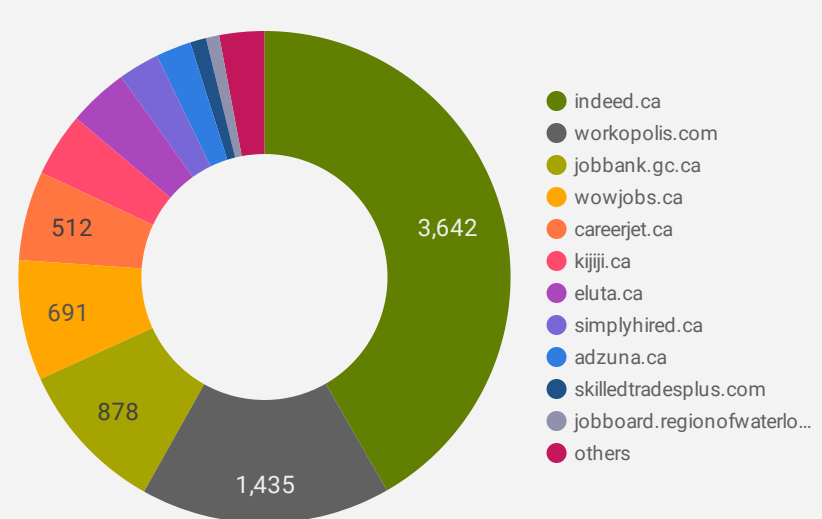
JOB POSTINGS BY JOB BOARD

What share of unique job postings appear on each job board?



COMPANIES BY JOB BOARD

What share of unique job postings appear on each job board?



JOB POSTING DETAILS BY JOB BOARD

How does job posting activity differ by job board?

	JOB BOARD	POSTING COUNT ▾	AVG POSTING LENGTH IN DAYS	MEDIAN POSTING LENGTH IN DAYS	# OF COMPANIES
1.	indeed.ca	9,456	16.9	17	3,642
2.	careerjet.ca	3,746	19.8	11	512
3.	workopolis.com	2,460	15.0	15	1,435
4.	jobbank.gc.ca	1,606	30.0	16	878
5.	eluta.ca	1,466	17.0	17	345
6.	wowjobs.ca	1,113	15.0	15	691
7.	adzuna.ca	821	15.0	15	203
8.	kijiji.ca	706	15.7	15	366
9.	simplyhired.ca	275	15.0	15	235
10.	jobillico.com	243	16.4	9	50
11.	careerarc.com	210	25.0	17	26
12.	network.applytoeducation.com	209	5.8	5	3
13.	randstad.ca	207	38.2	27	1
14.	jobboard.regionofwaterloo.ca	146	82.9	31	76
15.	skilledtradesplus.com	135	16.1	13	92
16.	careerbuilder.ca	107	15.4	13	31
17.	agilec.ca	77	35.2	22	32