



Workforce Planning Board of Waterloo Wellington Dufferin

JOB DEMAND REPORT FEBRUARY 2022

HIGHLIGHTS

JOB POSTINGS BY THE NUMBERS

POSTING COUNT	NEW THIS MONTH	COMPANIES	JOB BOARDS
21,015	12,762	5,736	32

OF DAYS POSTED

AVERAGE	MEDIAN
19.1	17

REPORT BUILDER

The default filter selection below will show all job demand data for the month. You can use the filters to create a customized report for the purpose of understanding a subset of the data.

OCCUPATION FILTERS

SKILL TYPE NAME / 1-DIGIT NOC	▼
MAJOR GROUP / 2-DIGIT NOC	▼
MINOR GROUP / 3-DIGIT NOC	▼
UNIT GROUP / 4-DIGIT NOC	▼
SKILL LEVEL	▼
JOB TYPE	▼
JOB DURATION	▼
ADDITIONAL LANGUAGE	▼
SPECIFIC JOB TAGS	▼

INDUSTRY/SECTOR FILTERS

HIRING SECTOR BY 2-DIGIT NAICS CODE	▼
HIRING SECTOR BY 3-DIGIT NAICS CODE	▼
HIRING SECTOR BY 4-DIGIT NAICS CODE	▼
HIRING SECTOR BY 5-DIGIT NAICS CODE	▼
HIRING SECTOR BY 6-DIGIT NAICS CODE	▼

OTHER FILTERS

MUNICIPALITY	▼
REGION	▼
JOB BOARD	▼

NOC = National Occupation Classification | NAICS = North American Industry Classification System

Page 1 of 20

Source:

Job posting data collected by the Workforce Planning Board of Waterloo Wellington Dufferin from job boards and employer websites who recruit candidates in Waterloo Region, Wellington County, Guelph, and Dufferin County.



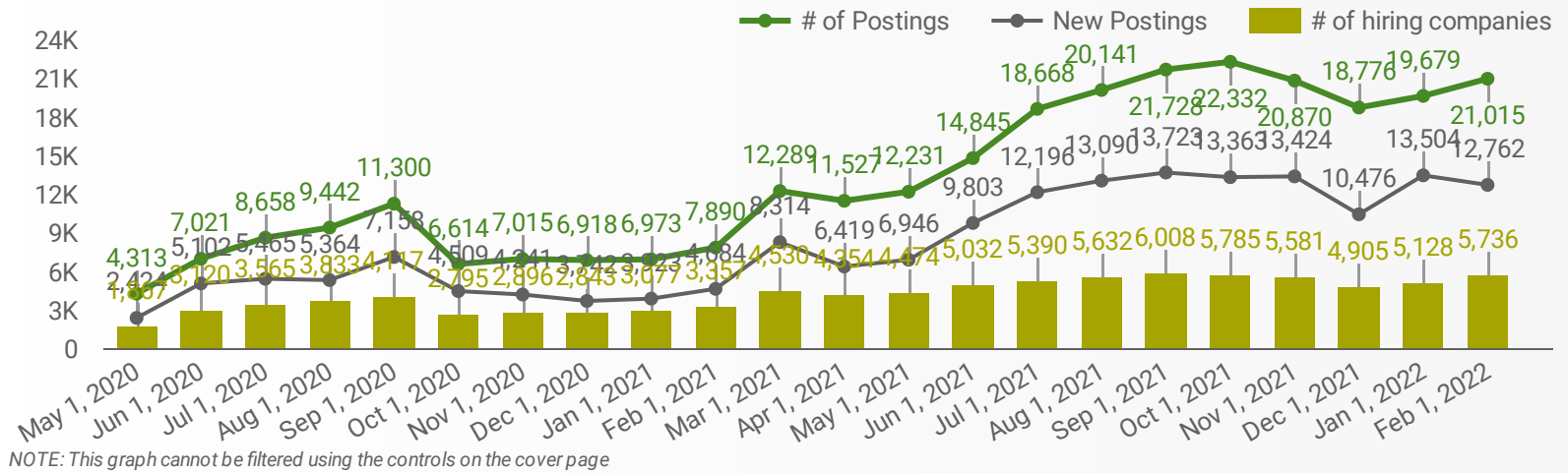
This Employment Ontario service is funded in part by the Government of Canada and the Government of Ontario.

Ce service Emploi Ontario est financé en partie par le gouvernement du Canada et le gouvernement de l'Ontario.



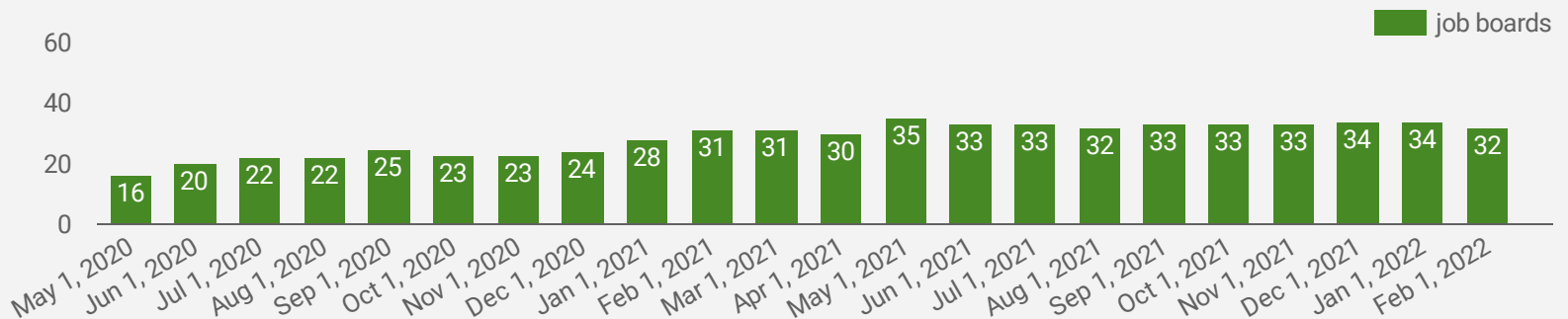
JOB POSTINGS BY MONTH FOR ALL REGIONS

How many job postings were active for at least 1 day this month?



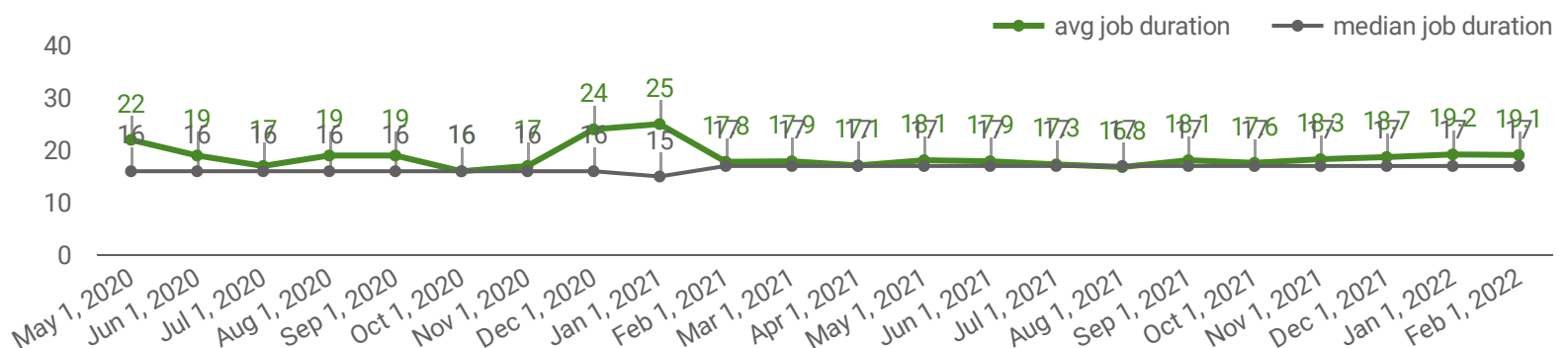
NUMBER OF ACTIVE JOB BOARDS

How many job postings were active for at least 1 day this month on these job boards?



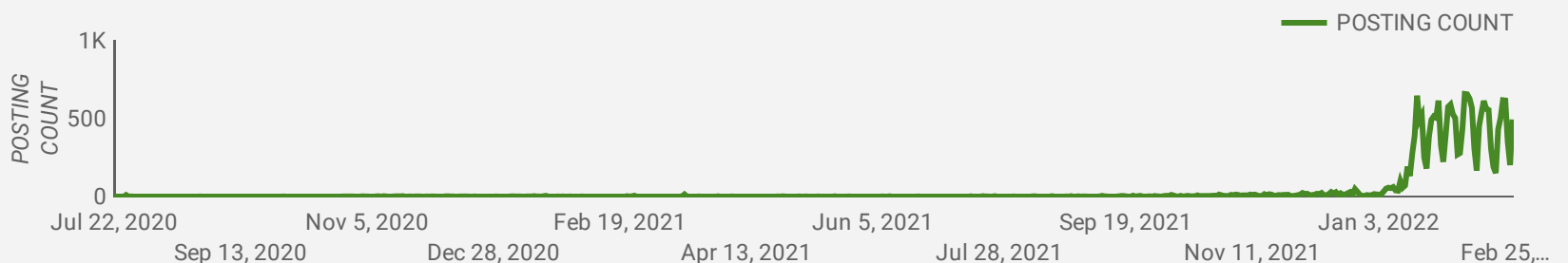
AVG & MEDIAN POSTING LENGTH BY DAYS

How long are employers having to recruit for to find candidates to fill their job vacancies?



POST DATE TIMELINE FOR THIS MONTH'S ACTIVE JOB POSTINGS

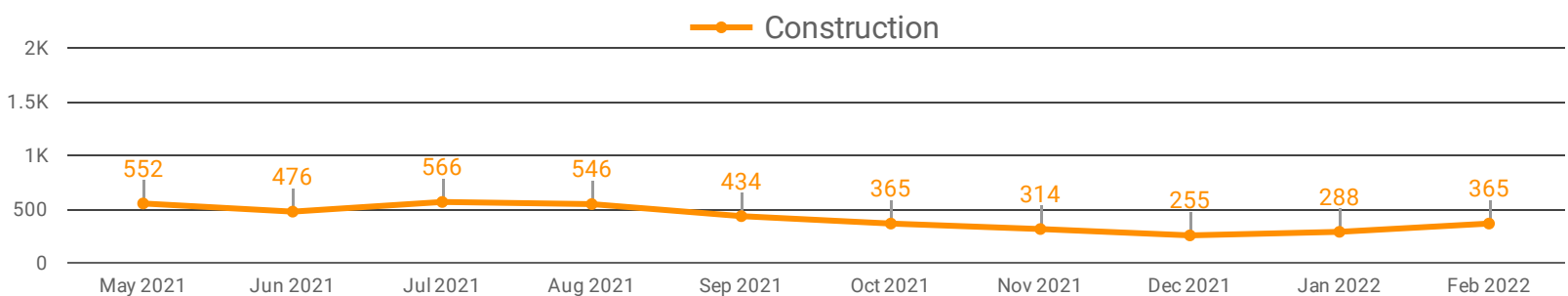
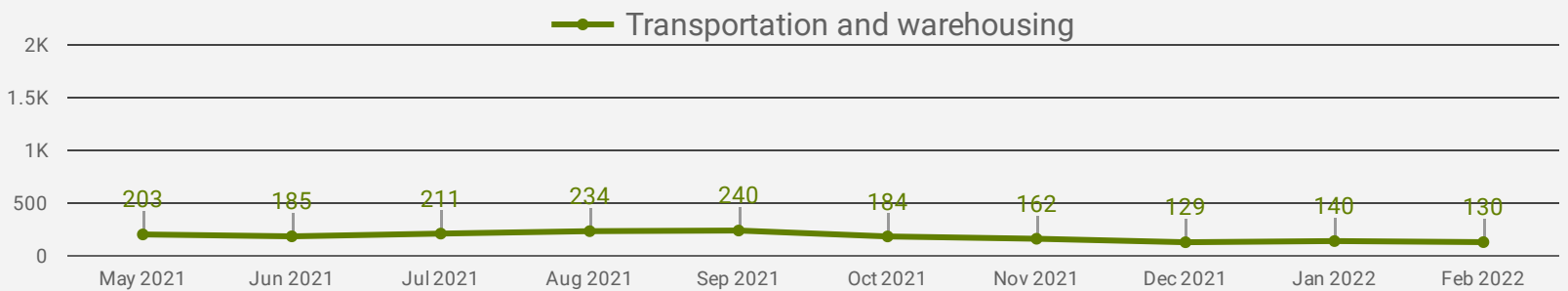
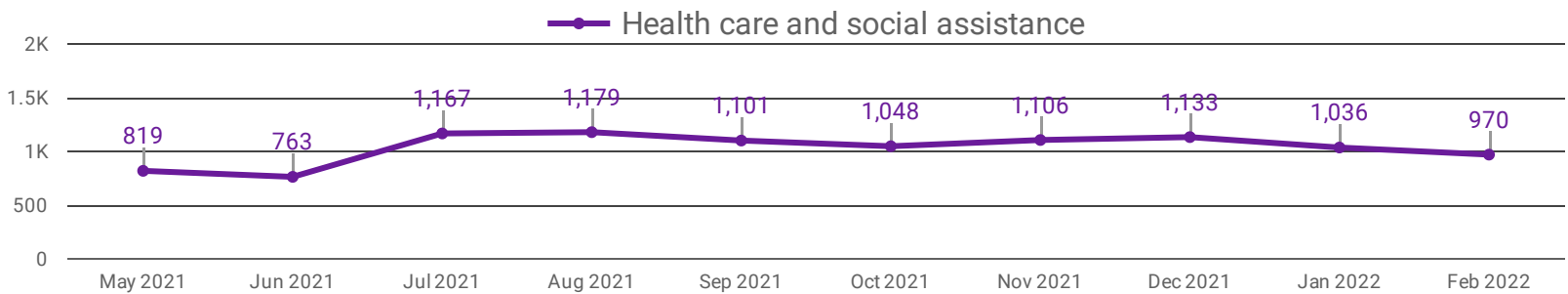
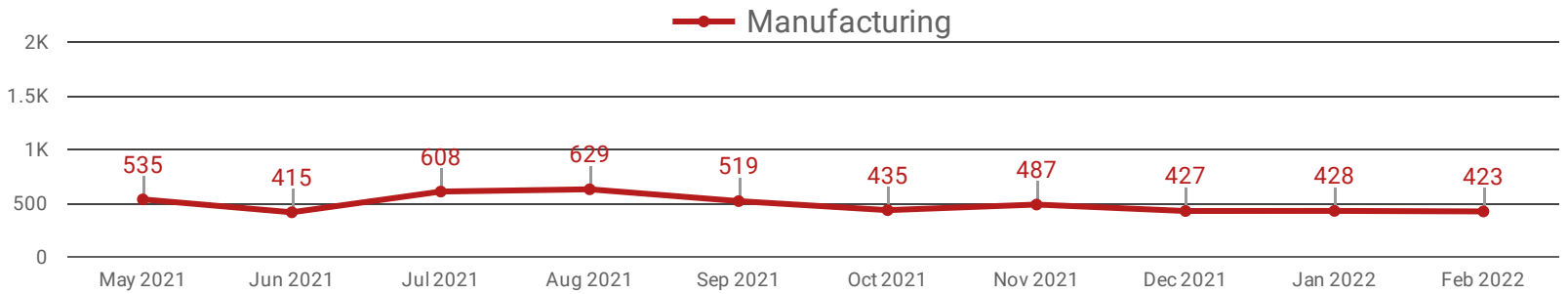
How many job postings were active for at least 1 day this month?





DEMAND BY KEY SECTOR (ALL REGIONS)

How many job postings were active for at least 1 day this month by sector?

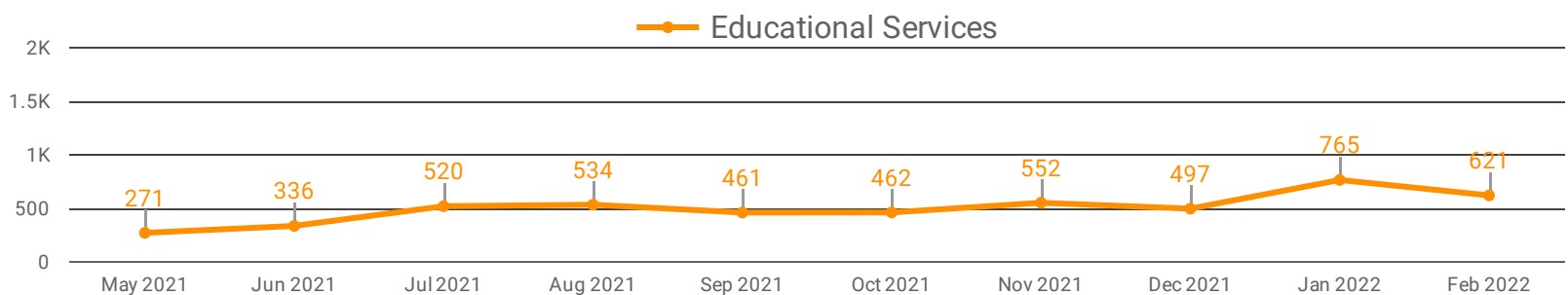
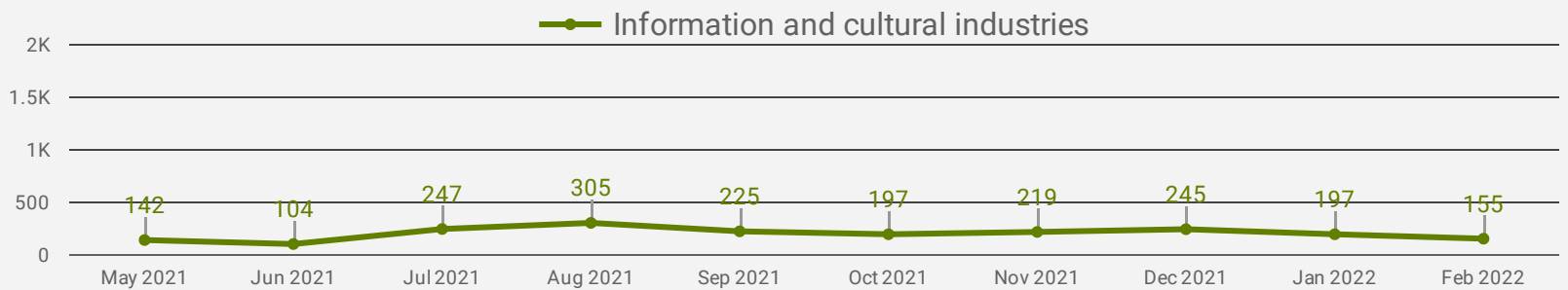
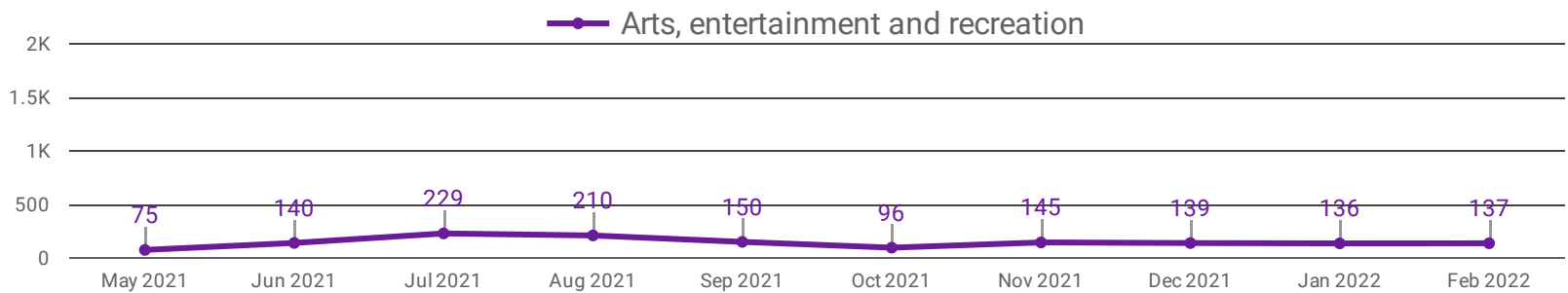
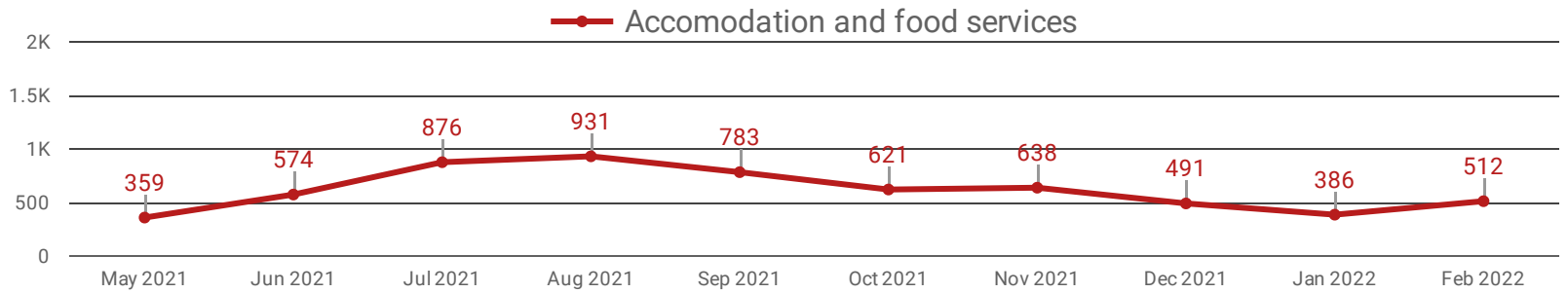


NOTE: This graph cannot be filtered using the controls on the cover page



DEMAND BY IMPACTED SECTOR (ALL REGIONS)

How many job postings were active for at least 1 day this month by sector?



NOTE: This graph cannot be filtered using the controls on the cover page



JOB POSTINGS BY COUNTY

How many job postings were active for at least 1 day this month?

	COUNTY	POSTING COUNT	AVG POSTING LENGTH IN DAYS	MEDIAN POSTING LENGTH IN DAYS
1.	Waterloo Region	14,005	19.0	17
2.	City of Guelph	4,432	19.3	17
3.	Dufferin County	1,142	19.6	17
4.	Wellington County	1,039	19.1	17

JOB POSTINGS BY MUNICIPALITY

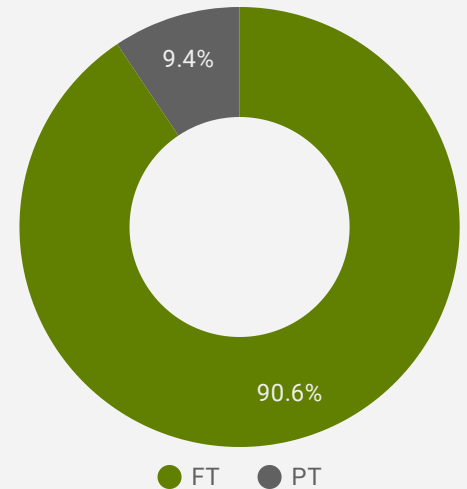
Where are job opportunities being offered?

	MUNICIPALITY	POSTING COUNT	AVG POSTING LENGTH IN DAYS	MEDIAN POSTING LENGTH IN DAYS
1.	City of Kitchener	4,969	18.7	17
2.	City of Guelph	4,432	19.3	17
3.	City of Waterloo	4,233	19.2	17
4.	City of Cambridge	3,843	19.0	17
5.	Town of Orangeville	907	19.7	17
6.	Township of Centre Wellington	447	18.9	17
7.	Woolwich Township	428	18.8	17
8.	Township of North Dumfries	271	21.5	17
9.	Township of Wellington North	195	20.6	17
10.	Township of Wilmot	181	20.2	17

1 - 22 / 22

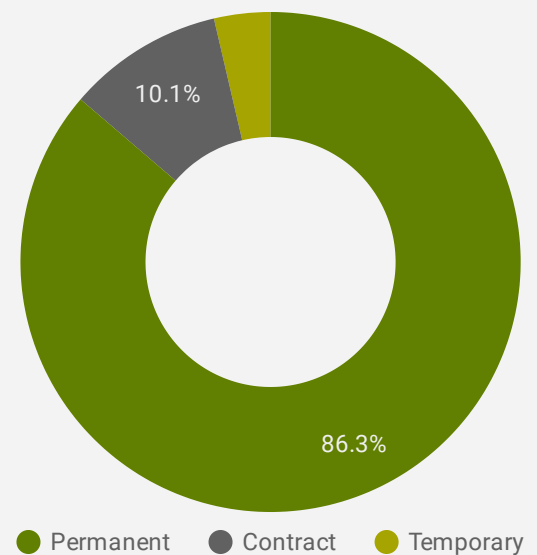
JOB TYPE

Full-time vs Part-time



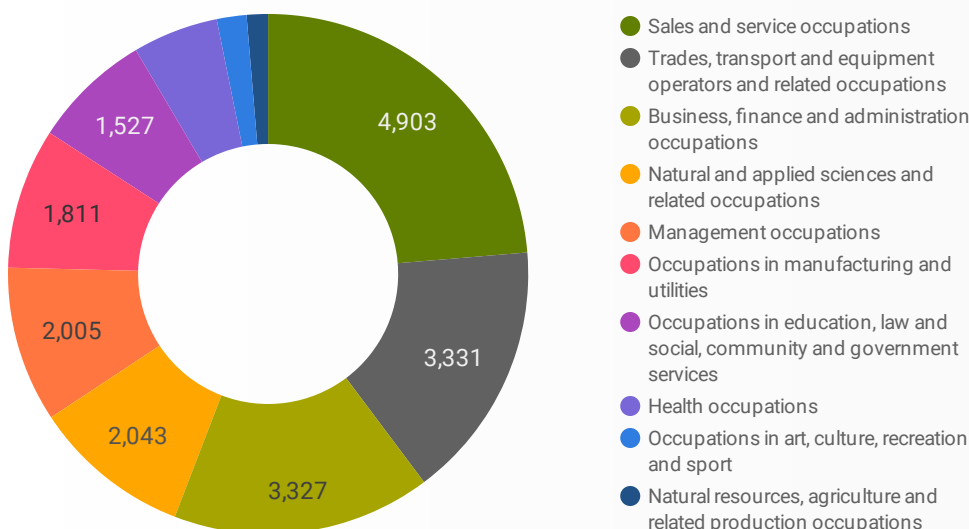
JOB DURATION

Permanency of jobs posted



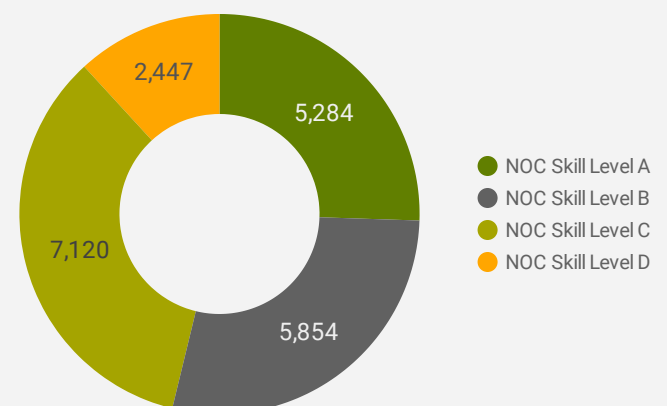
JOB POSTINGS BY SKILL TYPE

What skill type is being recruited?



JOB POSTINGS BY SKILL LEVEL

What education do occupations typically require?



Skill Level A = Usually University education | Skill Level B = Usually College education or Apprenticeship training | Skill Level C = Usually Secondary education or occupation-specific training | Skill Level D = Usually on-the-job training



TOP HIRING EMPLOYERS & AGENCIES

Who is hiring?

	COMPANY	COUNTY	POSTINGS COUNT ▾	AVG POSTING LENGTH IN DAYS	MEDIAN POSTING LENGTH IN DAYS
1.	Sun Life Financial	Waterloo Region	222	13.4	15
2.	Randstad Canada	City of Guelph	191	18.8	17
3.	Randstad Canada	Waterloo Region	180	30.2	17
4.	Grand River Hospital	Waterloo Region	180	48.7	17
5.	University of Waterloo	Waterloo Region	172	19.5	17
6.	University of Guelph	City of Guelph	151	17.7	16
7.	Wilfrid Laurier University	Waterloo Region	119	15.6	16
8.	WATERLOO REGION DISTRICT SCHOOL BOARD	Waterloo Region	105	7.8	3
9.	Manulife	Waterloo Region	100	22.7	17
10.	Liberty Staffing Services	Waterloo Region	100	12.3	11
11.	Manpower	Waterloo Region	89	15.4	17
12.	Blackberry	Waterloo Region	88	38.3	43
13.	Equest	Waterloo Region	88	15.0	15
14.	loblaws	Waterloo Region	81	15.0	15
15.	ATS Automation	Waterloo Region	71	65.5	74
16.	Dean Group	Waterloo Region	70	11.2	8
17.	Waterloo Catholic District School Board	Waterloo Region	68	16.8	11
18.	Economical Insurance	Waterloo Region	68	16.7	16
19.	Linamar	City of Guelph	67	19.0	18
20.	City of Kitchener	Waterloo Region	67	17.4	17
21.	Linamar Corp	City of Guelph	66	16.5	17
22.	401 Auto	Waterloo Region	65	16.3	17
23.	Google	Waterloo Region	64	48.9	32
24.	Homewood Health	City of Guelph	63	6.7	3
25.	OpenText	Waterloo Region	61	16.0	17
26.	Stantec	Waterloo Region	60	34.6	17
27.	St. Mary's General Hospital	Waterloo Region	59	15.9	16
28.	The City of Guelph	City of Guelph	58	16.0	16
29.	ATS Automation Tooling Systems Inc.	Waterloo Region	57	16.9	17
30.	Home Depot Canada	Waterloo Region	57	12.4	14
31.	PeopleReady	Waterloo Region	56	15.5	15



TOP HOURLY WAGES IN JOB POSTINGS

What are employers willing to pay to find the perfect candidate?

of Minimum Wage Jobs

548

	JOB TITLE	COMPANY	LOCATION	WAGE VALUE ▾
1.	Chiropractor	OMHGroup	City of Guelph	90 <div></div>
2.	Social Worker	Maternal Health Niagara	#N/A	90 <div></div>
3.	339b Tower Crane Operator	Thomas Tower Cranes	#N/A	80 <div></div>
4.	Chiropodist	Guelph Rehab Centre	City of Guelph	80 <div></div>
5.	Solicitor (corporate) - Temporary Full Time	Waterloo, Regional Municipality of	City of Kitchener	76.87 <div></div>
6.	Solicitor (corporate) - Temporary Full Time	Region of Waterloo	City of Waterloo	76.87 <div></div>
7.	Registered Physiotherapist	Wellness IP	City of Guelph	76 <div></div>
8.	Chiropractor	Tandem Health and Diagnostics	City of Cambridge	75 <div></div>
9.	Project Manager/scrum - Remote (sap Migration)	Denken Solutions Canada Inc	City of Cambridge	75 <div></div>
10.	P2 - Director, Accounting Projects	Randstad Canada	City of Waterloo	70 <div></div>
11.	P2 - Director, Accounting Projects - 3361	Randstad Canada	City of Waterloo	70 <div></div>
12.	313a Technician	Integrity Refrigeration	City of Guelph	70 <div></div>
				1 - 100 / 6142 < >

TOP SALARIES IN JOB POSTINGS

What are employers willing to pay to find the perfect candidate?

	JOB TITLE	COMPANY	LOCATION	WAGE VALUE ▾
1.	Real Estate Agent - Pre-qualified Buyers Seller Meetings Booked For You!	Zoocasa Realty Inc	City of Guelph	350,000 <div></div>
2.	Realtor	One Percent Realty Ltd. Brokerage	Town of Erin	350,000 <div></div>
3.	Physician, Family	Bridgeport Medical Clinic	City of Waterloo	350,000 <div></div>
4.	Physician, Family	Anthony Davies Medicine Professional Corporation	City of Waterloo	350,000 <div></div>
5.	Real Estate Agent - Pre-qualified Buyers & Seller Meetings Booked For You!	Zoocasa Realty Inc	City of Kitchener	350,000 <div></div>
6.	Vice-president - Financial, Communications And Other Business Services	The Equitable Life Insurance Company of Canada	City of Waterloo	315,000 <div></div>
7.	Dental Associate	Norton Dental	City of Guelph	306,785 <div></div>
8.	Automotive Sales Consultant	AutoCanada	City of Guelph	300,000 <div></div>
9.	Az Owner Operators	Beyond Transportation Inc	Township of North Dumfries	300,000 <div></div>
				1 - 100 / 8497 < >

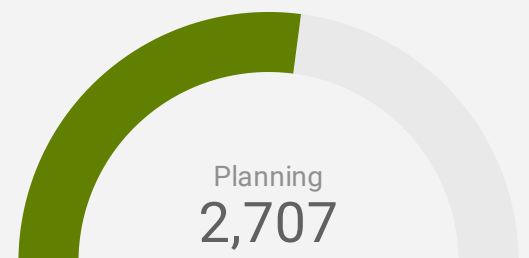
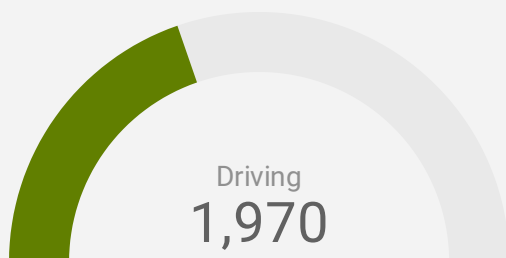
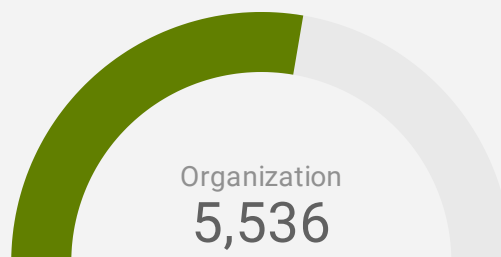
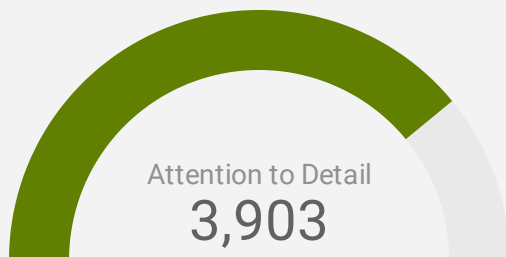
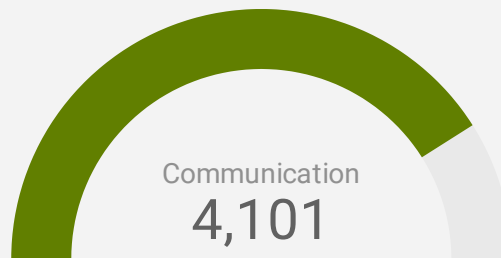


TOP IN-DEMAND SKILLS

How many times were these skills found in job postings?

ACTIVE JOB POSTINGS THIS MONTH

21,015

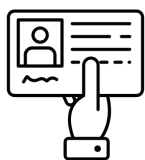


KEY JOB REQUIREMENTS

How often are these requirements desired in job postings?

ACTIVE JOB POSTINGS THIS MONTH

13,154



Driver's License
3,969



First Aid
708



Regular Access to a Vehi
734



Criminal Record Check
839



Microsoft Office
1,632



Food Safety
462



TOP OCCUPATIONS BY SKILL, FREQUENCY & DURATION

What jobs are in-demand and/or hard to fill?

	4 DIGIT NOC	4 DIGIT NOC NAME	SKILL LEVEL	POSTING COUNT	AVG POSTING LENGTH IN DAYS	MEDIAN POSTING LENGTH IN DAYS
1.	6421	Retail salespersons	NOC Skill Level C	972	17.4	17
2.	9619	Other labourers in processing, manufacturing and utilities	NOC Skill Level D	752	17.5	17
3.	6552	Other customer and information services representatives	NOC Skill Level C	744	17.3	16
4.	7452	Material handlers	NOC Skill Level C	655	16.9	17
5.	7511	Transport truck drivers	NOC Skill Level C	494	19.4	17
6.	1221	Administrative officers	NOC Skill Level B	418	17.5	17
7.	2173	Software engineers and designers	NOC Skill Level A	395	23.7	17
8.	6711	Food counter attendants, kitchen helpers and related support occupations	NOC Skill Level D	372	17.9	17
9.	6322	Cooks	NOC Skill Level B	355	22.8	17
10.	6411	Sales and account representatives - wholesale trade (non-technical)	NOC Skill Level C	344	19.2	17
11.	4412	Home support workers, housekeepers and related occupations	NOC Skill Level C	311	21.0	17
12.	621	Retail and wholesale trade managers	NOC Skill Level A	304	21.2	17
13.	9411	Machine operators, mineral and metal processing	NOC Skill Level C	259	17.2	17
14.	2171	Information systems analysts and consultants	NOC Skill Level A	247	19.9	17
15.	4212	Social and community service workers	NOC Skill Level B	239	16.6	17
16.	6731	Light duty cleaners	NOC Skill Level D	238	17.1	17
17.	1521	Shippers and receivers	NOC Skill Level C	229	16.6	16
18.	7514	Delivery and courier service drivers	NOC Skill Level C	225	16.3	17
19.	6622	Store shelf stockers, clerks and order fillers	NOC Skill Level D	221	16.9	17
20.	1121	Human resources professionals	NOC Skill Level A	212	16.4	17
21.	1431	Accounting and related clerks	NOC Skill Level C	212	16.3	17
22.	1241	Administrative assistants	NOC Skill Level B	210	19.2	17
23.	1414	Receptionists	NOC Skill Level C	203	16.9	17
24.	601	Corporate sales managers	NOC Skill Level A	182	24.5	17
25.	6513	Food and beverage servers	NOC Skill Level C	178	19.3	17
26.	4163	Business development officers and marketing researchers and consultants	NOC Skill Level A	174	18.3	16
27.	124	Advertising, marketing and public relations managers	NOC Skill Level A	165	22.8	17
28.	3414	Other assisting occupations in support of health services	NOC Skill Level C	164	23.8	17
29.	7611	Construction trades helpers and labourers	NOC Skill Level D	160	15.6	16



JOB POSTINGS BY 3-DIGIT NATIONAL OCCUPATION CLASSIFICATION

What jobs are hard to fill and/or in-demand?

	3 DIGIT NOC	3 DIGIT NOC NAME	SKILL LEVEL	POSTING COUNT ▼	AVG POSTING LENGTH IN DAYS	MEDIAN POSTING LENGTH IN DAYS
1.	642	Retail salespersons	NOC Skill Level C	972	17.4	17
2.	961	Labourers in processing, manufacturing and utilities	NOC Skill Level D	899	17.8	17
3.	217	Computer and information systems professionals	NOC Skill Level A	848	23.4	17
4.	655	Customer and information services representatives	NOC Skill Level C	799	17.1	16
5.	751	Motor vehicle and transit drivers	NOC Skill Level C	757	18.6	17
6.	122	Administrative and regulatory occupations	NOC Skill Level B	751	17.8	17
7.	745	Longshore workers and material handlers	NOC Skill Level C	655	16.9	17
8.	112	Human resources and business service professionals	NOC Skill Level A	464	16.6	17
9.	152	Supply chain logistics, tracking and scheduling co-ordination occupations	NOC Skill Level C	444	17.5	17
10.	441	Home care providers and educational support occupations	NOC Skill Level C	421	18.2	17
11.	673	Cleaners	NOC Skill Level D	417	17.9	17
12.	632	Chefs and cooks	NOC Skill Level B	401	22.9	17
13.	421	Paraprofessional occupations in legal, social, community and education services	NOC Skill Level B	383	16.6	17
14.	941	Machine operators and related workers in mineral and metal products processing and manufacturing	NOC Skill Level C	378	17.2	17
15.	111	Auditors, accountants and investment professionals	NOC Skill Level A	373	20.7	16
16.	671	Food counter attendants, kitchen helpers and related support occupations	NOC Skill Level D	372	17.9	17
17.	012	Senior managers - construction, transportation, production and utilities	NOC Skill Level A	367	19.6	17
18.	341	Assisting occupations in support of health services	NOC Skill Level C	351	20.9	17
19.	641	Sales and account representatives - wholesale trade (non-technical)	NOC Skill Level C	344	19.2	17
20.	143	Financial, insurance and related administrative support workers	NOC Skill Level C	324	16.3	17
21.	011	Senior managers - construction, transportation, production and utilities	NOC Skill Level A	306	19.0	17
22.	062	Retail and wholesale trade managers	NOC Skill Level A	304	21.2	17
23.	416	Policy and program researchers, consultants and officers	NOC Skill Level A	299	17.6	17
24.	141	General office workers	NOC Skill Level C	290	17.0	17
25.	723	Machining, metal forming, shaping and erecting trades	NOC Skill Level B	262	20.4	17
26.	651	Occupations in food and beverage service	NOC Skill Level C	262	18.7	17
27.	124	Office administrative assistants - general, legal and medical	NOC Skill Level B	253	20.1	17
28.	662	Other sales support and related occupations	NOC Skill Level D	251	17.1	17



JOB POSTINGS BY 2-DIGIT NATIONAL OCCUPATION CLASSIFICATION

What jobs are hard to fill and/or in-demand?

	2 DIGIT NOC	2 DIGIT NOC NAME	SKILL LEVEL	POSTING COUNT ▼	AVG POSTING LENGTH IN DAYS	MEDIAN POSTING LENGTH IN DAYS
1.	65	Service representatives and other customer and personal services occupations	NOC Skill Level C	1,331	17.9	17
2.	64	Sales representatives and salespersons - wholesale and retail trade	NOC Skill Level C	1,316	17.8	17
3.	21	Professional occupations in natural and applied sciences	NOC Skill Level A	1,245	23.5	17
4.	12	Administrative and financial supervisors and administrative occupations	NOC Skill Level B	1,176	18.8	17
5.	75	Transport and heavy equipment operation and related maintenance occupations	NOC Skill Level C	926	18.6	17
6.	96	Labourers in processing, manufacturing and utilities	NOC Skill Level D	899	17.8	17
7.	72	Industrial, electrical and construction trades	NOC Skill Level B	884	20.7	17
8.	67	Service support and other service occupations, n.e.c.	NOC Skill Level D	840	17.9	17
9.	11	Professional occupations in business and finance	NOC Skill Level A	837	18.3	16
10.	22	Technical occupations related to natural and applied sciences	NOC Skill Level B	798	19.5	17
11.	74	Other installers, repairers and servicers and material handlers	NOC Skill Level C	749	16.8	17
12.	01	Senior managers - construction, transportation, production and utilities	NOC Skill Level A	745	19.7	17
13.	63	Service supervisors and specialized service occupations	NOC Skill Level B	734	25.2	17
14.	14	Office support occupations	NOC Skill Level C	671	16.6	17
15.	06	Middle management occupations in retail and wholesale trade and customer services	NOC Skill Level A	668	22.0	17
16.	73	Maintenance and equipment operation trades	NOC Skill Level B	554	20.1	17
17.	94	Processing and manufacturing machine operators and related production workers	NOC Skill Level C	517	18.2	17
18.	15	Distribution, tracking and scheduling co-ordination occupations	NOC Skill Level C	481	17.5	17
19.	41	Professional occupations in law and social, community and government services	NOC Skill Level A	463	17.2	16.5
20.	44	Care providers and educational, legal and public protection support occupations	NOC Skill Level C	424	18.1	17
21.	32	Technical occupations in health	NOC Skill Level B	399	22.5	17
22.	42	Paraprofessional occupations in legal, social, community and education services	NOC Skill Level B	383	16.6	17
23.	34	Assisting occupations in support of health services	NOC Skill Level C	351	20.9	17
24.	66	Sales support occupations	NOC Skill Level D	344	17.4	17
25.	62	Retail sales supervisors and specialized sales occupations	NOC Skill Level B	338	20.3	17
26.	95	Assemblers in manufacturing	NOC Skill Level C	292	17.3	17
					1 - 45 / 45	< >



MULTILINGUAL JOB POSTINGS BY THE NUMBERS

ACTIVE POSTINGS
826

NEW POSTINGS
3

COMPANIES
345

LANGUAGES
11

OF DAYS POSTED

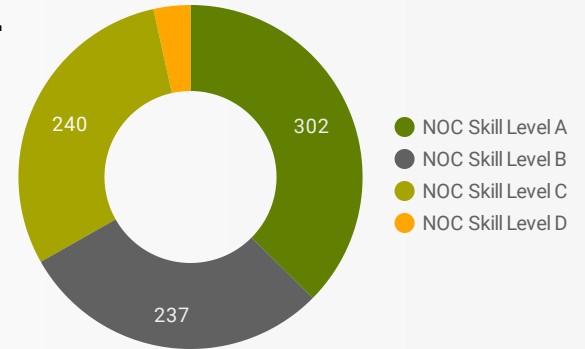
AVERAGE
16.6

MEDIAN
17

MULTILINGUAL JOB POSTINGS BY SKILL LEVEL

What language skills are employers looking for by occupational skill level?

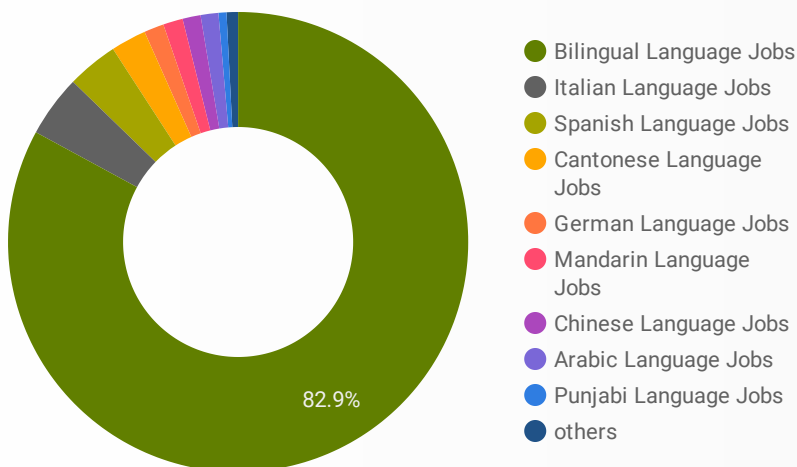
- 303** Skill Level A - Management/ Professional Occupations usually requiring University
- 238** Skill Level B - Usually college education or apprenticeship training
- 240** Skill Level C - Usually secondary education or occupation-specific training
- 28** Skill Level D - Usually on-the-job training



LANGUAGES	NOC Skill Level A	NOC Skill Level B	NOC Skill Level C	NOC Skill Level D
Bilingual Language...	274	195	206	14
Italian Language J...	4	15	7	6
Spanish Language...	9	2	12	3
Cantonese Langua...	2	4	5	3
German Language ...	1	3	7	1
Arabic Language J...	1	7	2	
Chinese Language ...	5	2	1	

LANGUAGE SKILLS BREAKDOWN

Which kinds of language skills do employers seek?



LANGUAGES	POSTING COUNT
1. Bilingual Language Jobs	702
2. Italian Language Jobs	33
3. Spanish Language Jobs	26
4. Cantonese Language Jobs	14
5. German Language Jobs	12
6. Mandarin Language Jobs	10

Post Date Timeline of this Month's Active Job Postings





LANGUAGE SKILLS BEING RECRUITED BY SKILL TYPE

What language skills are sought by 1-Digit NOC?

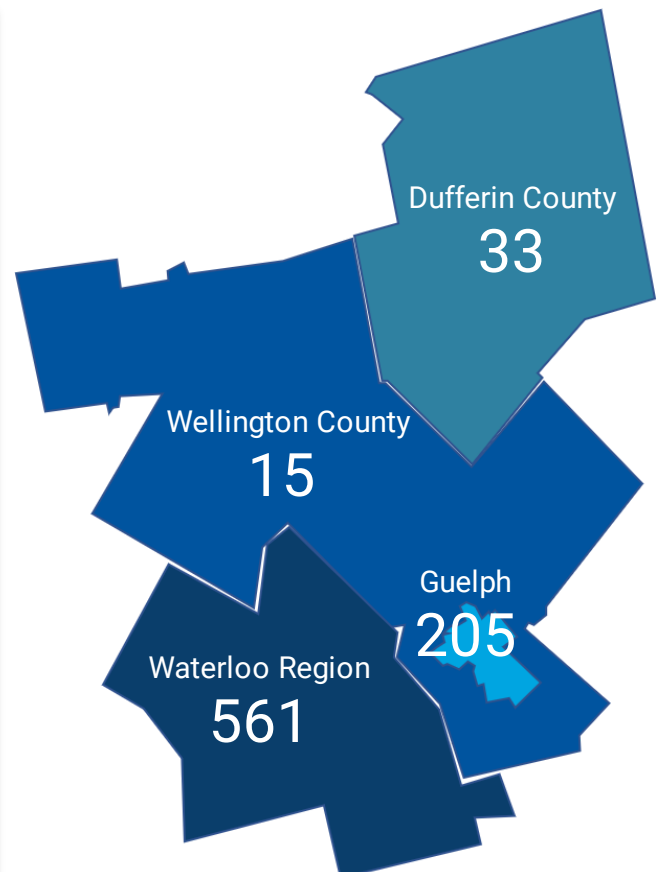
SKILL TYPE NAME	Bilingual ...	Italian La...	Spanish ...	Cantones...	German ...	Arabic La...	Grand total
Business, finance and administration occu...	192	1	5			3	215
Health occupations	20		1				22
Management occupations	99	3	6		1		110
Natural and applied sciences and related o...	60		1	1			63
Natural resources, agriculture and related ...	1		2		1		4
Occupations in art, culture, recreation and ...	13						14
Occupations in education, law and social, ...	79	1	1	1	2	6	94
Occupations in manufacturing and utilities	2			1	1		4
Sales and service occupations	202	27	8	11	4	1	256
Trades, transport and equipment operator...	21		2		3		27
Grand total	689	32	26	14	12	10	809

MULTILINGUAL JOB POSTINGS BY MUNICIPALITY

What language skills are sought by 4-Digit NOC?

	MUNICIPALITY	JOB LANGUAGES ▼	AVG POSTING LENGTH IN DAYS	MEDIAN POSTING LENGTH IN DAYS
1.	City of Waterloo	273	19.2	17
2.	City of Guelph	205	19.3	17
3.	City of Kitchener	147	18.7	17
4.	City of Cambridge	128	19.0	17
5.	Town of Orangeville	23	19.7	17
6.	Town of Shelburne	7	18.6	17
7.	Township of Centre Wellington	5	18.9	17
8.	Township of Wilmot	4	20.2	17
9.	Township of North Dumfries	4	21.5	17
10.	Woolwich Township	4	18.8	17
11.	Puslinch Township	3	22.8	17
12.	Town of Minto	3	15.8	15
13.	Township of Wellington North	3	20.6	17

1 - 22 / 22





LANGUAGE DEMAND BY JOB

What language skills are sought by 4-Digit NOC?

4 DIGIT NOC NAME	POSTINGS ▾
1. Other customer and information services re...	89
2. Retail salespersons	46
3. Administrative officers	30
4. Business development officers and marketi...	27
5. Retail and wholesale trade managers	24
6. Human resources professionals	20
7. Sales and account representatives - wholes...	19
8. Professional occupations in advertising, ma...	19
9. Social and community service workers	18
10. Cooks	16
11. Information systems analysts and consulta...	16
12. Other financial officers	13
13. Administrative assistants	13
14. Human resources and recruitment officers	12
15. Financial sales representatives	12
16. Professional occupations in business mana...	12
17. Corporate sales managers	12
18. Advertising, marketing and public relations ...	11
19. User support technicians	11
20. Insurance adjusters and claims examiners	10
21. Financial auditors and accountants	10
22. Technical sales specialists - wholesale trade	9
23. Food counter attendants, kitchen helpers an...	8
24. Food and beverage servers	8
25. Purchasing agents and officers	7
26. Human resources managers	7
27. Elementary and secondary school teacher a...	7
28. Accounting and related clerks	7
29. Purchasing managers	7
30. Insurance, real estate and financial brokera...	6
31. Insurance underwriters	6
32. Other business services managers	6
1 - 100 / 161	< >

MULTILINGUAL HIRING EMPLOYERS

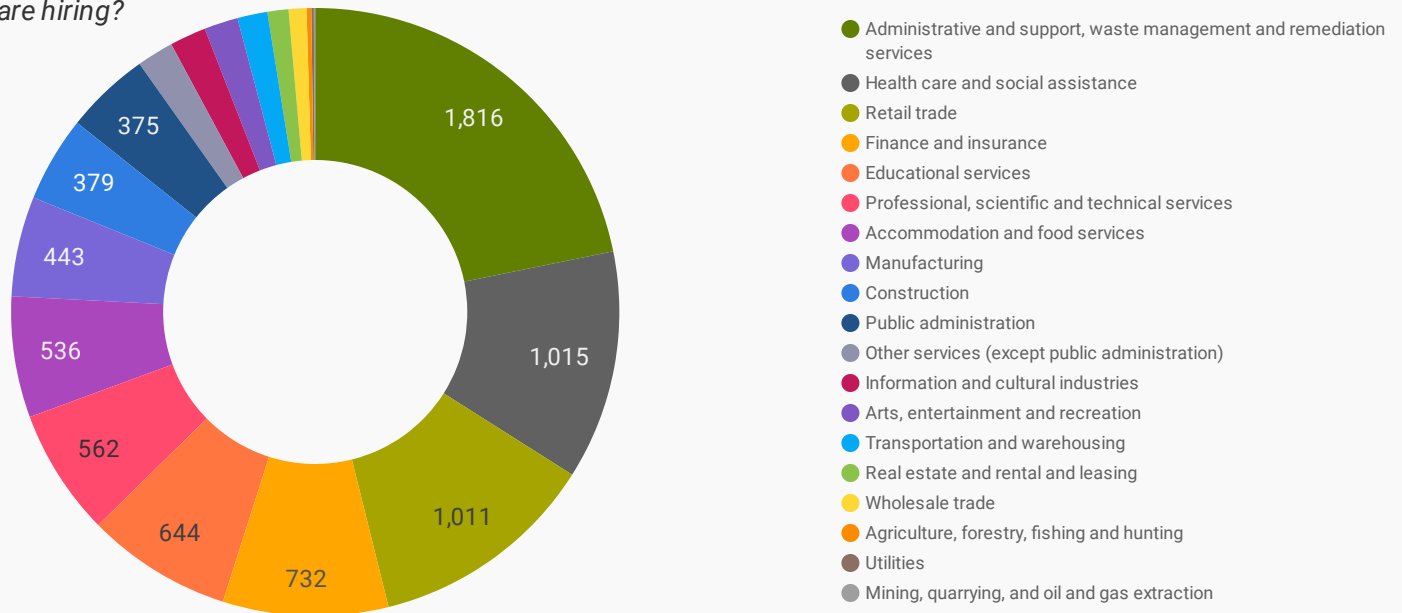
Which employers are seeking multilingual candidates?

COMPANY	POSTINGS ▾
1. Sun Life Financial	54
2. Farm Boy	22
3. Farm Boy Inc.	20
4. Various Ministries	16
5. WATERLOO REGION DISTRICT SCHOOL BOARD	14
6. Manulife	13
7. Bell Canada	13
8. The Co-operators	12
9. T&T Supermarket	12
10. Sun Life Financial Inc.	11
11. Co-operators	11
12. Randstad Canada	11
13. Canadian Cancer Society	10
14. Septodont	9
15. Equitable Life of Canada	9
16. Bell	9
17. Economical Insurance	8
18. Intuit	8
19. University of Waterloo	8
20. Renison University College	7
21. BELL MOBILITY/BELL MOBILITÄ%	7
22. Dean Group	7
23. La Source	7
24. BELL MOBILITY	6
25. GLS Canada	6
26. East Side Mario's Guelph	6
27. Canon	5
28. Camis	5
29. Stantec	5
30. Ontario's LHINs	5
31. Rimowa	5
1 - 50 / 346	< >



TOP HIRING SECTORS BY 2-DIGIT NAICS CODE

What sectors are hiring?



	2-DIGIT NAICS LABEL	NAICS CODE	POSTING COUNT	AVG POSTING LENGTH IN DAYS	MEDIAN POSTING LENGTH IN DAYS
1.	Administrative and support, waste management and remediation services	56	1,816	18.4	17
2.	Health care and social assistance	62	1,015	22.1	17
3.	Retail trade	44-45	1,011	17.6	16
4.	Finance and insurance	52	732	16.0	16
5.	Educational services	61	644	16.4	16
6.	Professional, scientific and technical services	54	562	21.7	16
7.	Accommodation and food services	72	536	21.2	17
8.	Manufacturing	31-33	443	19.2	17
9.	Construction	23	379	18.3	17
10.	Public administration	91	375	17.8	15
11.	Other services (except public administration)	81	163	18.3	17
12.	Information and cultural industries	51	161	19.4	16
13.	Arts, entertainment and recreation	71	150	13.6	16
14.	Transportation and warehousing	48-49	133	17.7	17
15.	Real estate and rental and leasing	53	93	17.8	17
16.	Wholesale trade	41	79	15.9	16
17.	Agriculture, forestry, fishing and hunting	11	21	18.8	17
18.	Utilities	22	11	31.0	17
19.	Mining, quarrying, and oil and gas extraction	21	6	20.0	17

NOTE: NAICS code 56 includes Employment Agencies. Manufacturing includes codes 31-33, Retail Trade includes codes 44-45 and Transportation and Warehousing includes codes 48-49.



TOP HIRING SECTORS BY 3-DIGIT NAICS CODE

What sectors are hiring?

	3-DIGIT NAICS LABEL	NAICS CODE	POSTING COUNT ▾	AVG POSTING LENGTH IN DAYS	MEDIAN POSTING LENGTH IN DAYS
1.	Administrative and support services	561	1,790	18.4	17
2.	Educational services	611	644	16.4	16
3.	Professional, scientific and technical services	541	562	21.7	16
4.	Insurance carriers and related activities	524	448	15.2	16
5.	Food services and drinking places	722	405	21.7	17
6.	Hospitals	622	386	29.3	17
7.	Local, municipal and regional public administration	913	350	16.7	15
8.	Nursing and residential care facilities	623	336	19.5	17
9.	Credit intermediation and related activities	522	253	15.9	15
10.	Food and beverage stores	445	239	16.4	15
11.	Specialty trade contractors	238	225	17.5	17
12.	Ambulatory health care services	621	202	17.0	17
13.	General merchandise stores	452	173	13.3	16
14.	Building material and garden equipment and supplies dealers	444	158	13.8	15
15.	Amusement, gambling and recreation industries	713	143	13.2	15
16.	Construction of buildings	236	138	17.5	17
17.	Accommodation services	721	131	19.5	17
18.	Motor vehicle and parts dealers	441	121	18.3	17
19.	Health and personal care stores	446	109	16.1	15
20.	Clothing and clothing accessories stores	448	106	26.4	17
21.	Food manufacturing	311	98	23.0	17
22.	Personal and laundry services	812	91	15.6	17
23.	Social assistance	624	91	14.6	16
24.	Truck transportation	484	73	18.9	17
25.	Telecommunications	517	71	17.0	15
26.	Publishing industries (except Internet)	511	64	22.0	17
27.	Miscellaneous store retailers	453	61	41.4	17
28.	Real estate	531	60	18.2	17
29.	Plastics and rubber products manufacturing	326	53	18.1	15
30.	Machinery manufacturing	333	45	18.2	17
31.	Repair and maintenance	811	42	20.6	17



TOP HIRING SECTORS BY 4-DIGIT NAICS CODE

What sectors are hiring?

	4-DIGIT NAICS LABEL	NAICS CODE	POSTING COUNT ▾	AVG POSTING LENGTH IN DAYS	MEDIAN POSTING LENGTH IN DAYS
1.	Employment services	5613	1,471	18.4	17
2.	Universities	6113	453	17.8	16
3.	General medical and surgical hospitals	6221	382	29.5	17
4.	Full-service restaurants and limited-service eating places	7225	371	22.3	17
5.	Other local, municipal and regional public administration	9139	344	16.7	15
6.	Community care facilities for the elderly	6233	259	22.1	17
7.	Insurance carriers	5241	236	13.4	15
8.	Services to buildings and dwellings	5617	235	17.3	17
9.	Computer systems design and related services	5415	232	24.7	17
10.	Depository credit intermediation	5221	232	15.4	15
11.	Grocery stores	4451	220	16.4	15
12.	Agencies, brokerages and other insurance related activities	5242	212	17.5	17
13.	Building material and supplies dealers	4441	146	12.5	15
14.	Other amusement and recreation industries	7139	141	13.2	15
15.	Department stores	4521	139	12.0	15.5
16.	Accounting, tax preparation, bookkeeping and payroll services	5412	138	15.2	15
17.	Elementary and secondary schools	6111	128	11.3	8
18.	Traveller accommodation	7211	120	19.9	17
19.	Health and personal care stores	4461	109	16.1	15
20.	Automobile dealers	4411	83	17.6	17
21.	Non-residential building construction	2362	82	17.8	17
22.	Clothing stores	4481	79	27.0	17
23.	Offices of dentists	6212	78	15.2	17
24.	Wired and wireless telecommunications carriers(except satellite)	5173	71	17.0	15
25.	Building equipment contractors	2382	68	19.4	17
26.	Residential developmental handicap, mental health and substance abuse facilities	6232	68	7.2	3
27.	Foundation, structure, and building exterior contractors	2381	67	17.2	17
28.	Software publishers	5112	64	22.0	17
29.	Personal care services	8121	64	16.0	17
30.	Building finishing contractors	2383	63	16.5	17
31.	General freight trucking	4841	61	19.5	16



TOP HIRING SECTORS BY 5-DIGIT NAICS CODE

What sectors are hiring?

	5-DIGIT NAICS LABEL	NAICS CODE	POSTING COUNT ▾	AVG POSTING LENGTH IN DAYS	MEDIAN POSTING LENGTH IN DAYS
1.	Employment placement agencies and executive search services	56131	1,471	18.4	17
2.	Universities	61131	453	17.8	16
3.	General medical and surgical hospitals	62211	382	29.5	17
4.	Full-service restaurants and limited-service eating places	72251	371	22.3	17
5.	Other local, municipal and regional public administration	91391	344	16.7	15
6.	Community care facilities for the elderly	62331	259	22.1	17
7.	Computer systems design and related services	54151	232	24.7	17
8.	Direct life, health and medical insurance carriers	52411	229	13.4	15
9.	Banking	52211	218	15.4	15
10.	Supermarkets and other grocery (except convenience) stores	44511	208	15.5	15
11.	Insurance agencies and brokerages	52421	207	17.6	17
12.	Landscaping services	56173	142	16.2	17
13.	Department stores	45211	139	12.0	15.5
14.	Accounting, tax preparation, bookkeeping and payroll services	54121	138	15.2	15
15.	Hardware stores	44413	137	12.6	15
16.	Elementary and secondary schools	61111	128	11.3	8
17.	Fitness and recreational sports centres	71394	118	12.7	15
18.	Hotels (except casino hotels) and motels	72111	117	20.1	17
19.	Pharmacies and drug stores	44611	95	15.8	15
20.	Offices of dentists	62121	78	15.2	17
21.	New car dealers	44111	78	17.7	17
22.	Wired and wireless telecommunications carriers (except satellite)	51731	71	17.0	15
23.	Residential mental health and substance abuse facilities	62322	67	6.9	3
24.	Commercial and institutional building construction	23622	67	15.9	17
25.	Software publishers	51121	64	22.0	17
26.	Other personal care services	81219	58	16.0	17
27.	Plumbing, heating and air-conditioning contractors	23822	57	19.9	17
28.	Residential building construction	23611	56	17.1	16
29.	Janitorial services	56172	55	16.2	17
30.	Bread and bakery product manufacturing	31181	52	24.0	17
31.	Educational support services	61171	49	15.2	15



TOP HIRING SECTORS BY 6-DIGIT NAICS CODE

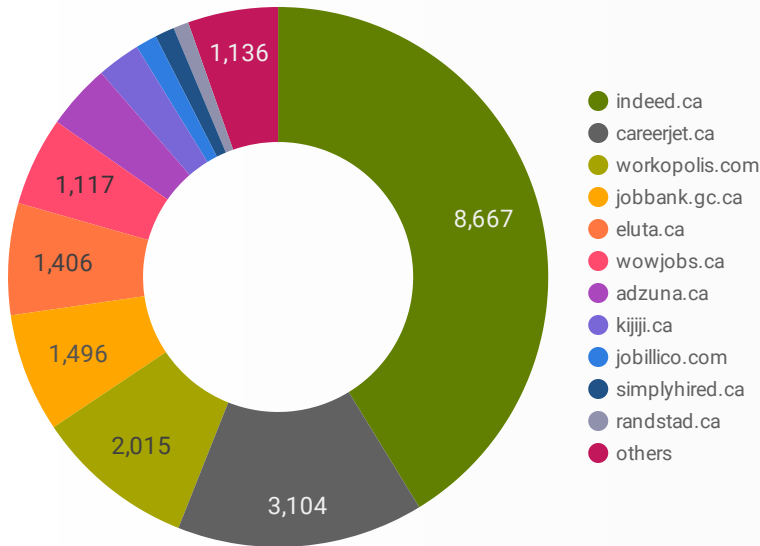
What sectors are hiring?

	6-DIGIT NAICS LABEL	NAICS CODE	POSTING COUNT ▼	AVG POSTING LENGTH IN DAYS	MEDIAN POSTING LENGTH IN DAYS
1.	Employment placement agencies and executive search services	561310	1,471	18.4	17
2.	Universities	611310	453	17.8	16
3.	General (except paediatric) hospitals	622111	382	29.5	17
4.	Other local, municipal and regional public administration	913910	344	16.7	15
5.	Community care facilities for the elderly	623310	259	22.1	17
6.	Computer systems design and related services (except video game design and development)	541514	230	24.8	17
7.	Direct group life, health and medical insurance carriers	524112	227	13.4	15
8.	Full-service restaurants	722511	212	26.7	17
9.	Supermarkets and other grocery (except convenience) stores	445110	208	15.5	15
10.	Insurance agencies and brokerages	524210	207	17.6	17
11.	Corporate and institutional banking industry	522112	191	15.4	15
12.	Limited-service eating places	722512	159	17.3	16.5
13.	Landscaping services	561730	142	16.2	17
14.	Department stores	452110	139	12.0	15.5
15.	Hardware stores	444130	137	12.6	15
16.	Elementary and secondary schools	611110	128	11.3	8
17.	Fitness and recreational sports centres	713940	118	12.7	15
18.	Hotels	721111	115	20.4	17
19.	Pharmacies and drug stores	446110	95	15.8	15
20.	Tax preparation services	541213	90	15.0	15
21.	New car dealers	441110	78	17.7	17
22.	Offices of dentists	621210	78	15.2	17
23.	Wired and wireless telecommunications carriers (except satellite)	517310	71	17.0	15
24.	Commercial and institutional building construction	236220	67	15.9	17
25.	Software publishers (except video game publishers)	511211	64	22.0	17
26.	Residential substance abuse facilities	623221	63	6.7	3
27.	Other personal care services	812190	58	16.0	17
28.	Plumbing, heating and air-conditioning contractors	238220	57	19.9	17
29.	Residential building construction	236110	56	17.1	16
30.	Janitorial services (except window cleaning)	561722	52	16.1	17



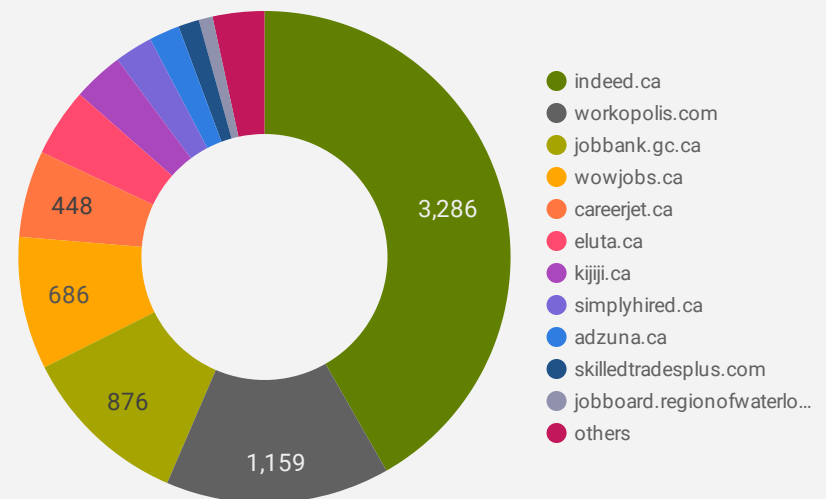
JOB POSTINGS BY JOB BOARD

What share of unique job postings appear on each job board?



COMPANIES BY JOB BOARD

What share of unique job postings appear on each job board?



JOB POSTING DETAILS BY JOB BOARD

How does job posting activity differ by job board?

	JOB BOARD	POSTING COUNT ▾	AVG POSTING LENGTH IN DAYS	MEDIAN POSTING LENGTH IN DAYS	# OF COMPANIES
1.	indeed.ca	8,667	16.9	17	3,286
2.	careerjet.ca	3,104	26.6	15	448
3.	workopolis.com	2,015	14.9	15	1,159
4.	jobbank.gc.ca	1,496	27.9	16	876
5.	eluta.ca	1,406	17.0	17	353
6.	wowjobs.ca	1,117	15.9	16	686
7.	adzuna.ca	820	15.0	15	158
8.	kijiji.ca	546	16.0	15	262
9.	jobillico.com	268	29.7	15	62
10.	simplyhired.ca	245	15.0	15	197
11.	randstad.ca	193	32.4	13	1
12.	careerarc.com	179	32.4	28	24
13.	network.applytoeducation.com	165	6.0	6	4
14.	careerbuilder.ca	165	24.1	31	35
15.	jobboard.regionofwaterloo.ca	147	109.7	84	72
16.	skilledtradesplus.com	144	13.8	13	108
17.	agilec.ca	60	43.9	48	23