



## Workforce Planning Board of Waterloo Wellington Dufferin

# JOB DEMAND REPORT OCTOBER 2021

### HIGHLIGHTS

#### JOB POSTINGS BY THE NUMBERS

POSTING COUNT	NEW THIS MONTH	COMPANIES	JOB BOARDS
22,332	13,363	5,785	33

#### # OF DAYS POSTED

AVERAGE	MEDIAN
17.6	17

## REPORT BUILDER

The default filter selection below will show all job demand data for the month. You can use the filters to create a customized report for the purpose of understanding a subset of the data.

#### OCCUPATION FILTERS

SKILL TYPE NAME / 1-DIGIT NOC	▼
MAJOR GROUP / 2-DIGIT NOC	▼
MINOR GROUP / 3-DIGIT NOC	▼
UNIT GROUP / 4-DIGIT NOC	▼
SKILL LEVEL	▼
JOB TYPE	▼
JOB DURATION	▼
ADDITIONAL LANGUAGE	▼
SPECIFIC JOB TAGS	▼

#### INDUSTRY/SECTOR FILTERS

HIRING SECTOR BY 2-DIGIT NAICS CODE	▼
HIRING SECTOR BY 3-DIGIT NAICS CODE	▼
HIRING SECTOR BY 4-DIGIT NAICS CODE	▼
HIRING SECTOR BY 5-DIGIT NAICS CODE	▼
HIRING SECTOR BY 6-DIGIT NAICS CODE	▼

#### OTHER FILTERS

MUNICIPALITY	▼
REGION	▼
JOB BOARD	▼

NOC = National Occupation Classification | NAICS = North American Industry Classification System

Page 1 of 20

#### Source:

Job posting data collected by the Workforce Planning Board of Waterloo Wellington Dufferin from job boards and employer websites who recruit candidates in Waterloo Region, Wellington County, Guelph, and Dufferin County.

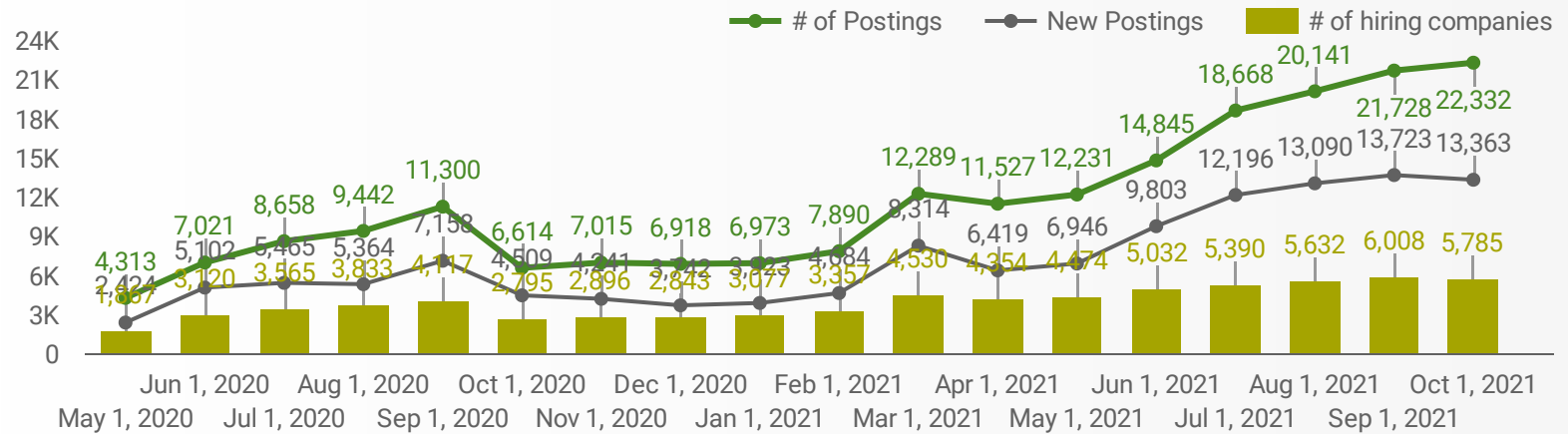


This Employment Ontario service is funded by the Government of Ontario  
Ce service Emploi Ontario est financé par le gouvernement de l'Ontario.



## JOB POSTINGS BY MONTH FOR ALL REGIONS

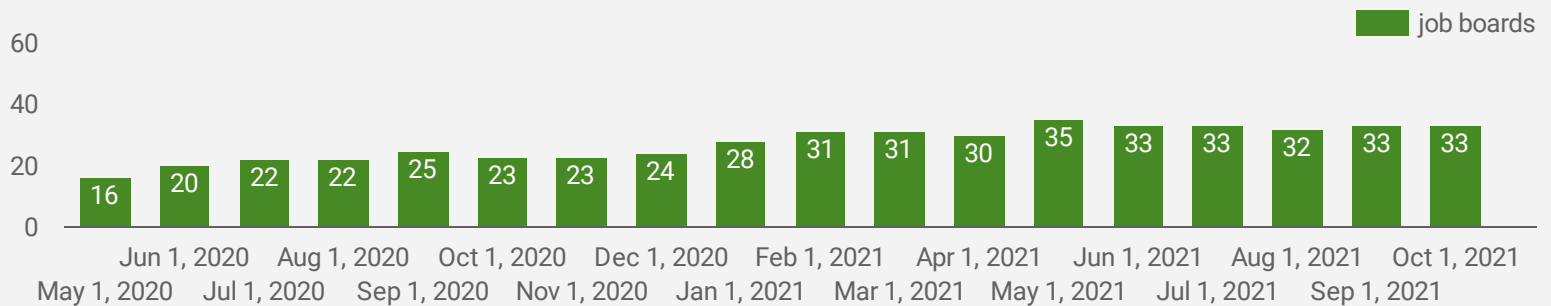
How many job postings were active for at least 1 day this month?



NOTE: This graph cannot be filtered using the controls on the cover page

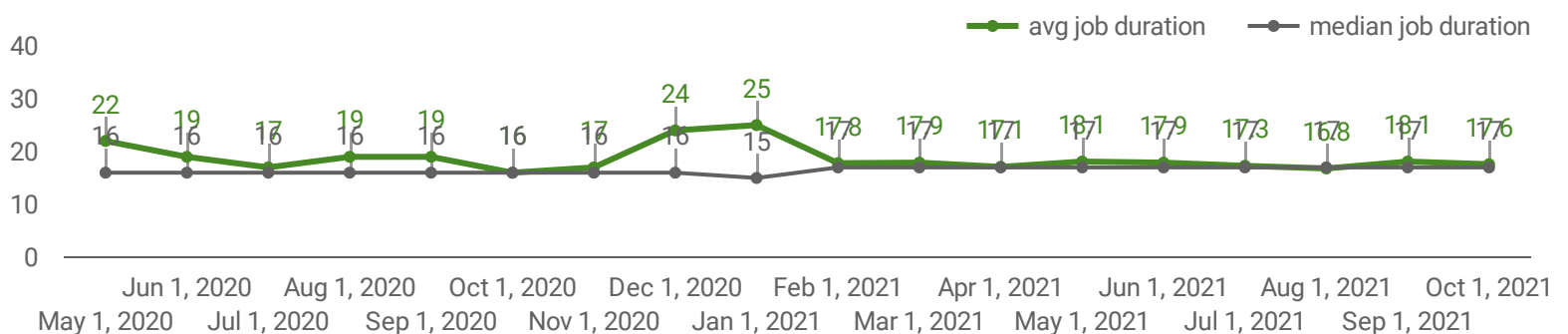
## NUMBER OF ACTIVE JOB BOARDS

How many job postings were active for at least 1 day this month on these job boards?



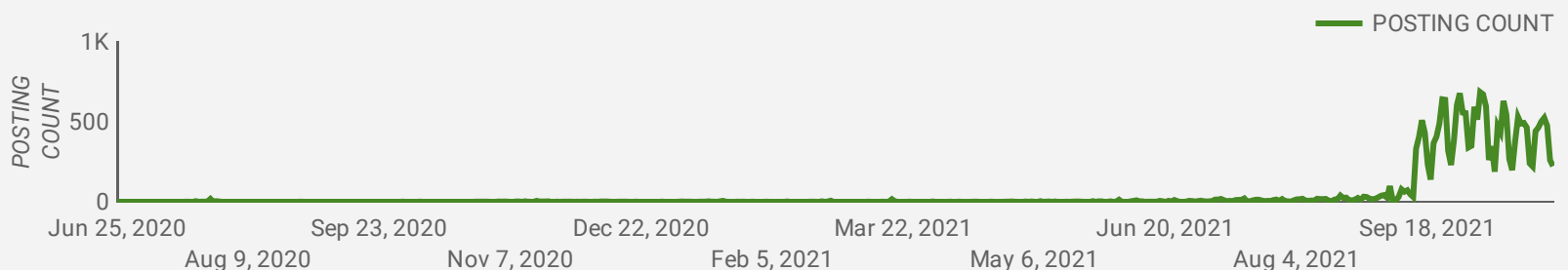
## AVG & MEDIAN POSTING LENGTH BY DAYS

How long are employers having to recruit for to find candidates to fill their job vacancies?



## POST DATE TIMELINE FOR THIS MONTH'S ACTIVE JOB POSTINGS

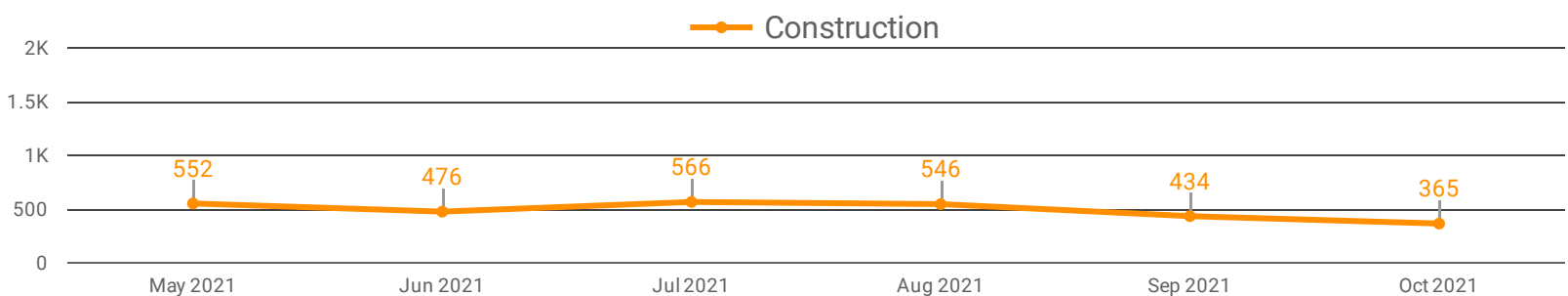
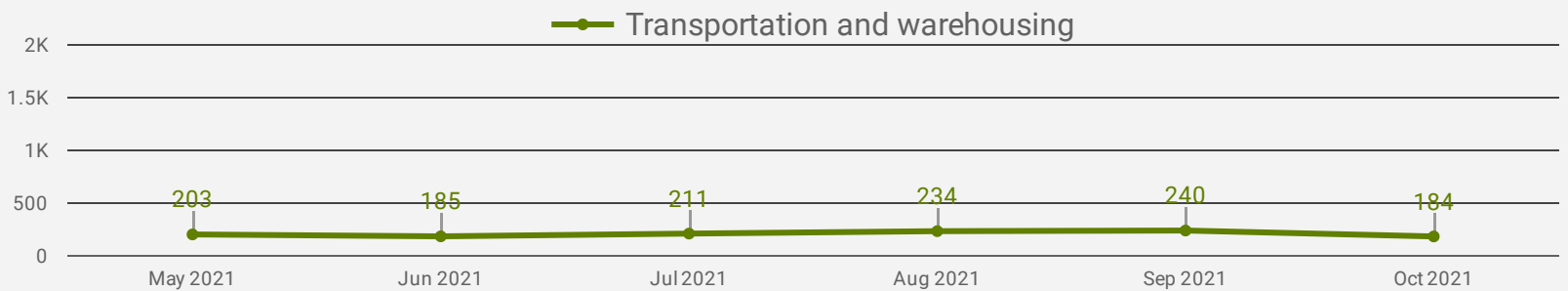
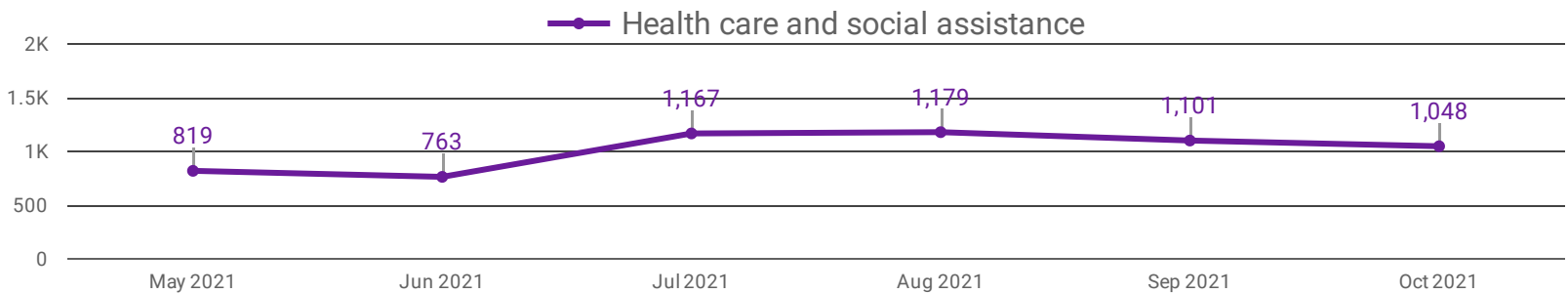
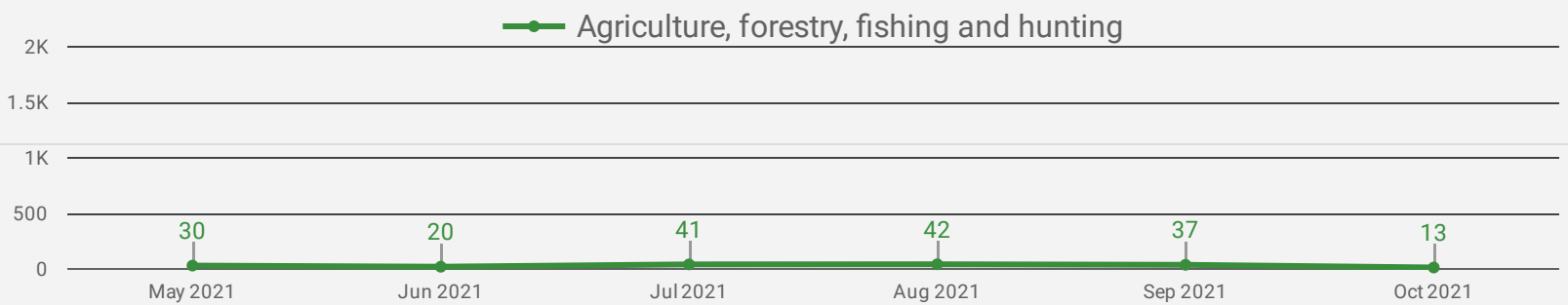
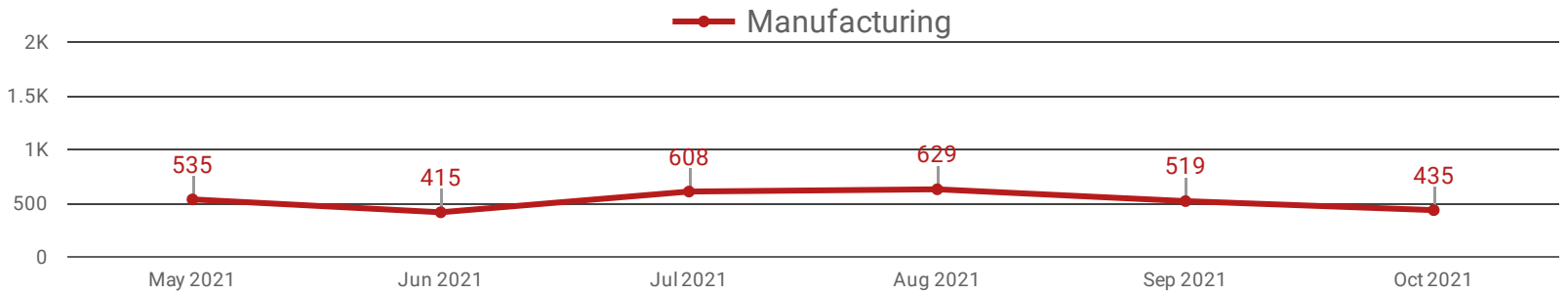
How many job postings were active for at least 1 day this month?





## DEMAND BY KEY SECTOR (ALL REGIONS)

How many job postings were active for at least 1 day this month by sector?

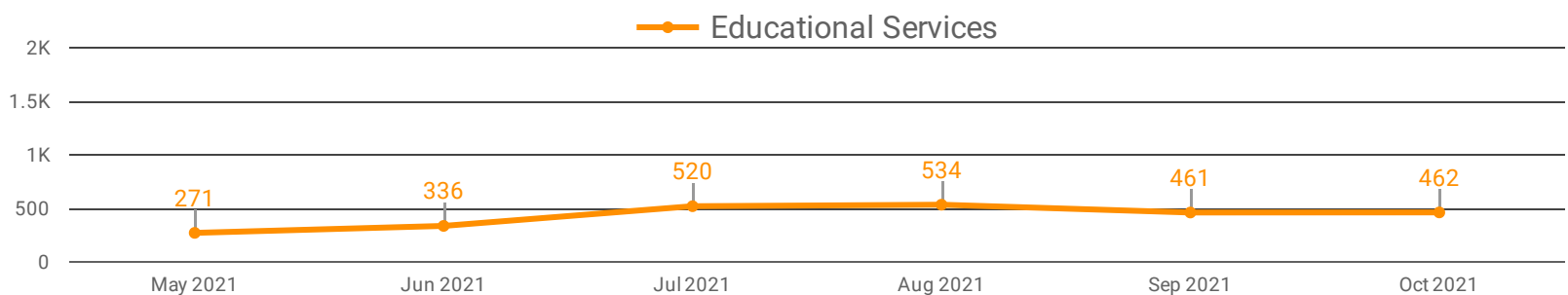
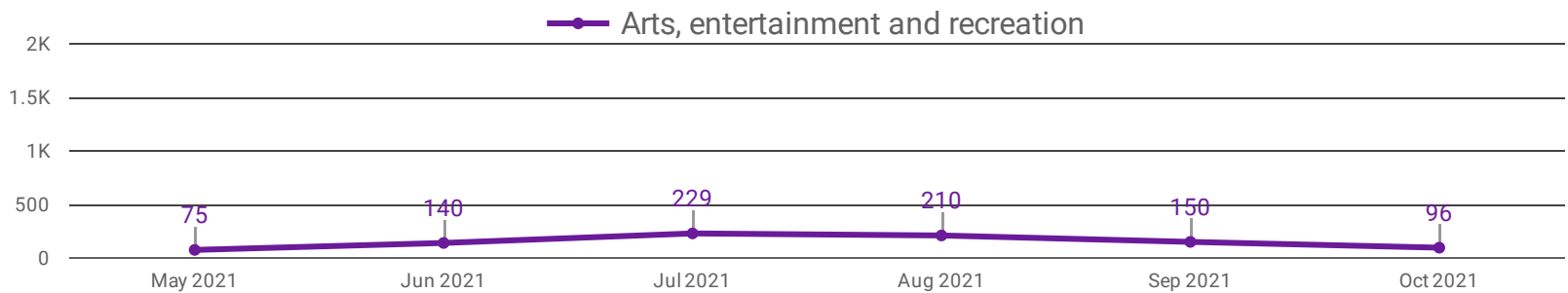
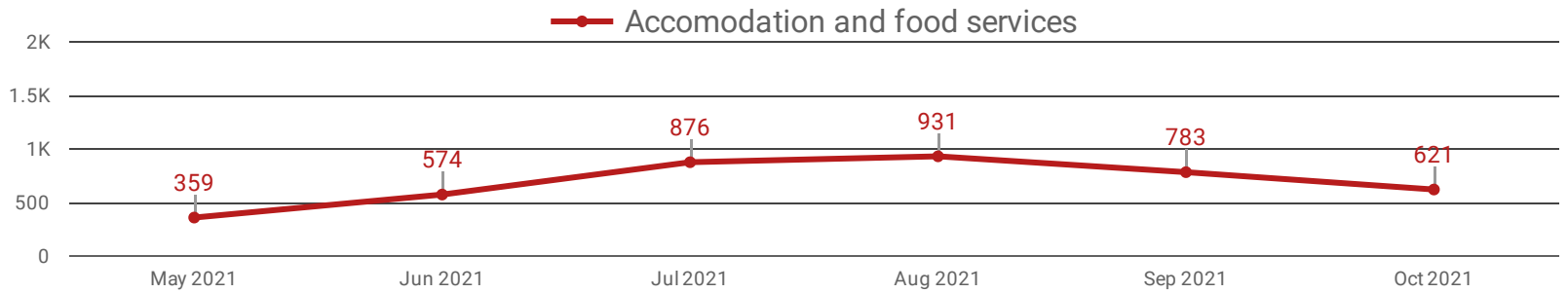


NOTE: This graph cannot be filtered using the controls on the cover page



## DEMAND BY IMPACTED SECTOR (ALL REGIONS)

How many job postings were active for at least 1 day this month by sector?



NOTE: This graph cannot be filtered using the controls on the cover page



## JOB POSTINGS BY COUNTY

How many job postings were active for at least 1 day this month?

	COUNTY	POSTING COUNT	AVG POSTING LENGTH IN DAYS	MEDIAN POSTING LENGTH IN DAYS
1.	Waterloo Region	14,488	18.1	17
2.	City of Guelph	4,671	19.1	17
3.	Wellington County	1,492	11.8	15
4.	Dufferin County	1,299	13.4	16

## JOB POSTINGS BY MUNICIPALITY

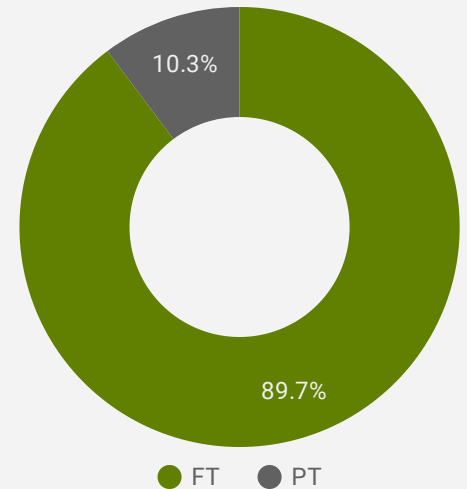
Where are job opportunities being offered?

	MUNICIPALITY	POSTING COUNT	AVG POSTING LENGTH IN DAYS	MEDIAN POSTING LENGTH IN DAYS
1.	City of Kitchener	5,237	19.1	17
2.	City of Guelph	4,671	19.1	17
3.	City of Waterloo	4,177	18.0	17
4.	City of Cambridge	3,827	17.9	17
5.	Town of Orangeville	931	15.0	17
6.	Woolwich Township	534	18.6	17
7.	Township of Centre Wellington	408	18.1	17
8.	Town of Erin	401	5.4	2
9.	Township of North Dumfries	333	13.8	17
10.	Township of Wilmot	233	13.3	15

1 - 22 / 22 < >

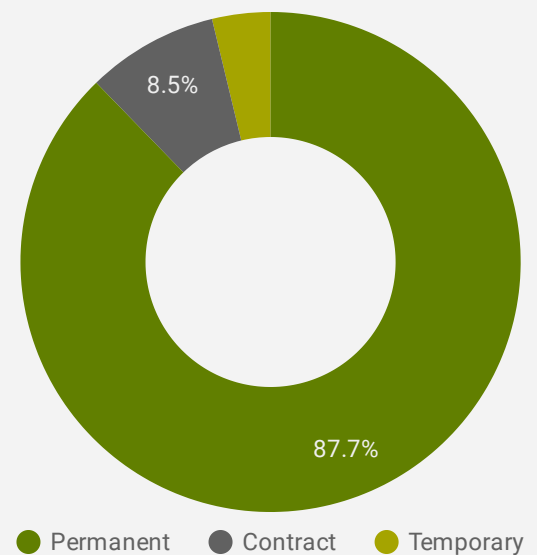
## JOB TYPE

Full-time vs Part-time



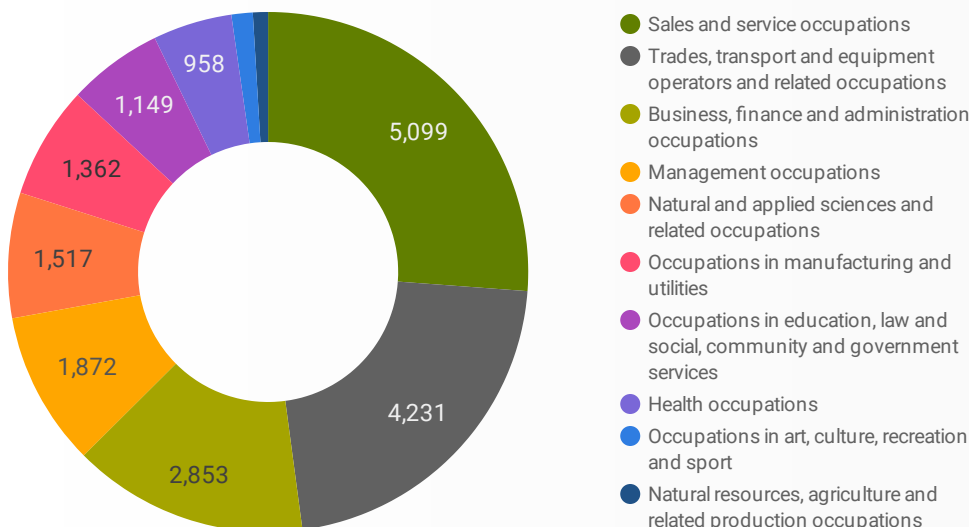
## JOB DURATION

Permanency of jobs posted



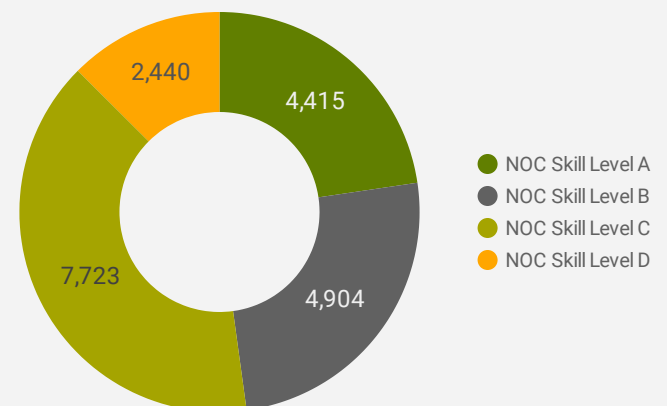
## JOB POSTINGS BY SKILL TYPE

What skill type is being recruited?



## JOB POSTINGS BY SKILL LEVEL

What education do occupations typically require?



Skill Level A = Usually University education | Skill Level B = Usually College education or Apprenticeship training | Skill Level C = Usually Secondary education or occupation-specific training | Skill Level D = Usually on-the-job training



## TOP HIRING EMPLOYERS & AGENCIES

Who is hiring?

	COMPANY	COUNTY	POSTINGS COUNT ▾	AVG POSTING LENGTH IN DAYS	MEDIAN POSTING LENGTH IN DAYS
1.	Amazon Fulfillment	Wellington County	486	2.4	2
2.	Randstad Canada	City of Guelph	288	25.5	17
3.	Randstad Canada	Waterloo Region	247	26.5	17
4.	Amazon Fulfillment	Dufferin County	233	2.2	2
5.	Amazon Fulfillment	Waterloo Region	219	2.3	2
6.	Sun Life Financial	Waterloo Region	162	11.4	15
7.	WATERLOO REGION DISTRICT SCHOOL BOARD	Waterloo Region	130	16.2	5
8.	University of Waterloo	Waterloo Region	125	19.2	17
9.	Grand River Hospital	Waterloo Region	123	18.6	16
10.	Linamar	City of Guelph	119	29.3	29
11.	Liberty Staffing	Waterloo Region	117	11.3	9
12.	Manpower	Waterloo Region	113	15.9	17
13.	OpenText	Waterloo Region	106	17.1	17
14.	Amazon	Wellington County	93	6.8	4
15.	Dean Group	Waterloo Region	90	8.4	6
16.	Wilfrid Laurier University	Waterloo Region	89	16.7	16
17.	University of Guelph	City of Guelph	83	14.1	13
18.	Upper Grand District School Board	City of Guelph	82	9.0	7
19.	Apply Board	Waterloo Region	79	61.3	65
20.	Amazon	Dufferin County	79	7.1	3
21.	Equitable Life of Canada	Waterloo Region	78	16.5	17
22.	Economical Insurance	Waterloo Region	76	25.9	17
23.	Lowe's	Waterloo Region	73	29.3	17
24.	Homewood human solutions	City of Guelph	71	19.5	14
25.	St. Mary s General Hospital	Waterloo Region	69	16.2	16
26.	Shoppers Drug Mart	Waterloo Region	69	7.5	6
27.	Homewood Health	City of Guelph	69	8.5	7
28.	Blackberry	Waterloo Region	67	34.9	36
29.	ATS Automation	Waterloo Region	67	36.4	30
30.	Manulife	Waterloo Region	66	12.8	15
31.	ATS Automation Tooling Systems Inc.	Waterloo Region	66	16.8	17



## TOP HOURLY WAGES IN JOB POSTINGS

What are employers willing to pay to find the perfect candidate?

# of Minimum Wage Jobs

448

	JOB TITLE	COMPANY	LOCATION	WAGE VALUE ▾
1.	Straight Truck - Owner/operator	Strategic Transport Group Inc	City of Guelph	95 <div></div>
2.	Contract Courier / Delivery Driver	Pineapple Express Delivery	City of Cambridge	80 <div></div>
3.	UX Visual Designer	Adecco	City of Waterloo	72.85 <div></div>
4.	Chief Building Officer	The Corporation of the County of Dufferin	Town of Orangeville	70.5 <div></div>
5.	313a Technician	Integrity Refrigeration	City of Guelph	70 <div></div>
6.	Eyelash Technician	Lashabella	City of Waterloo	70 <div></div>
7.	Engineer, Software	GDKN	City of Cambridge	70 <div></div>
8.	Mechanical Engineering Technologists And Technicians	Display Fixtures Refrigeration	City of Kitchener	68.48 <div></div>
9.	Sap Abap Consultant	VectorVue	City of Cambridge	65 <div></div>
10.	Retail Floor Cleaner	GCBS Group	City of Kitchener	65 <div></div>
11.	Speech-language Pathologist	Pathways Therapy	City of Waterloo	63 <div></div>
12.	4. Automation Tester (Python)	SmartTechlink Sollutions Inc.	City of Waterloo	60 <div></div>
13.	Stable Hand	Abernant farm	Township of Centre Wellington	60 <div></div>
				1 - 100 / 6261 < >

## TOP SALARIES IN JOB POSTINGS

What are employers willing to pay to find the perfect candidate?

	JOB TITLE	COMPANY	LOCATION	WAGE VALUE ▾
1.	Real Estate Agent - Pre-Qualified Buyers & Seller Meetings Booked for You!	Zoocasa Realty Inc	City of Cambridge	350,000 <div></div>
2.	Realtor	One Percent Realty Ltd. Brokerage	City of Kitchener	350,000 <div></div>
3.	Realtor	One Percent Realty Ltd. Brokerage	City of Guelph	350,000 <div></div>
4.	Real Estate Agent - Pre-qualified Buyers & Seller Meetings Booked For You!	Zoocasa Realty Inc	City of Kitchener	350,000 <div></div>
5.	Physician, Family	Anthony Davies Medicine Professional Corporation	City of Waterloo	350,000 <div></div>
6.	Vice-president - Financial, Communications And Other Business Services	The Equitable Life Insurance Company of Canada	City of Waterloo	315,000 <div></div>
7.	Dental Associate	Arvanitis & Associates	City of Waterloo	310,780 <div></div>
8.	General Dentist	Eastbridge dental care	City of Waterloo	308,057 <div></div>
				1 - 100 / 8294 < >

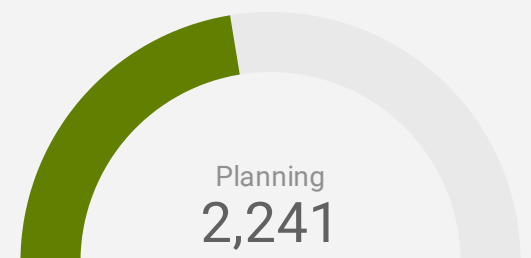
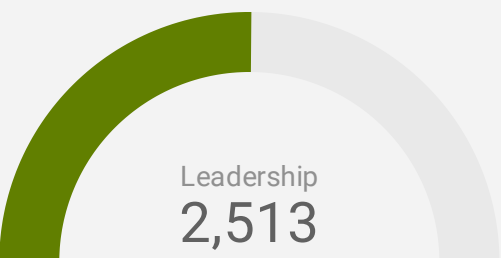
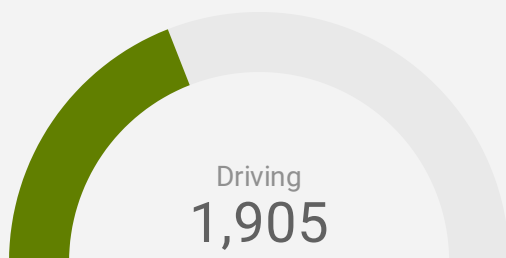
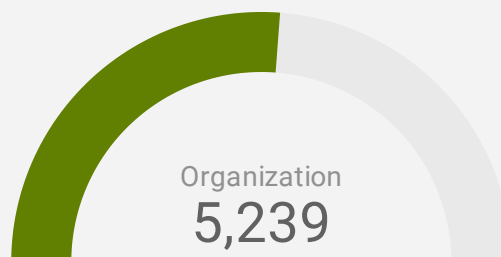
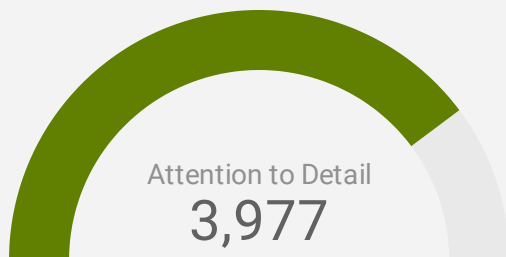
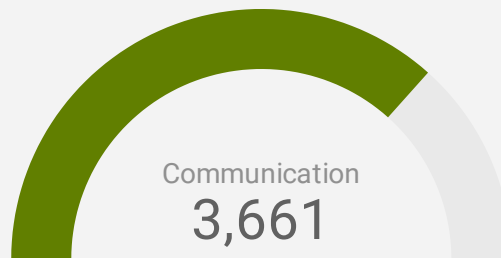


## TOP IN-DEMAND SKILLS

How many times were these skills found in job postings?

ACTIVE JOB POSTINGS THIS MONTH

22,332

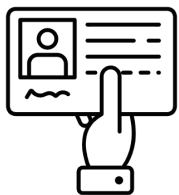


## KEY JOB REQUIREMENTS

How often are these requirements desired in job postings?

ACTIVE JOB POSTINGS THIS MONTH

10,324



Driver's License  
3,251



Bilingual  
764



Regular Access to a Vehicle  
441



Criminal Record Check  
612





## TOP OCCUPATIONS BY SKILL, FREQUENCY & DURATION

What jobs are in-demand and/or hard to fill?

	4 DIGIT NOC	4 DIGIT NOC NAME	SKILL LEVEL	POSTING COUNT	AVG POSTING LENGTH IN DAYS	MEDIAN POSTING LENGTH IN DAYS
1.	7452	Material handlers	NOC Skill Level C	1,728	10.9	6.5
2.	6421	Retail salespersons	NOC Skill Level C	995	17.7	17
3.	6552	Other customer and information services representatives	NOC Skill Level C	596	18.1	17
4.	9619	Other labourers in processing, manufacturing and utilities	NOC Skill Level D	442	21.7	17
5.	6711	Food counter attendants, kitchen helpers and related support occupations	NOC Skill Level D	421	18.6	17
6.	621	Retail and wholesale trade managers	NOC Skill Level A	406	17.4	17
7.	6322	Cooks	NOC Skill Level B	394	21.6	17
8.	7511	Transport truck drivers	NOC Skill Level C	327	20.4	17
9.	4412	Home support workers, housekeepers and related occupations	NOC Skill Level C	323	17.9	17
10.	7514	Delivery and courier service drivers	NOC Skill Level C	322	17.1	17
11.	6731	Light duty cleaners	NOC Skill Level D	294	17.6	17
12.	1241	Administrative assistants	NOC Skill Level B	282	17.2	17
13.	2173	Software engineers and designers	NOC Skill Level A	259	29.4	17
14.	6622	Store shelf stockers, clerks and order fillers	NOC Skill Level D	237	13.1	15
15.	6513	Food and beverage servers	NOC Skill Level C	217	17.3	17
16.	6411	Sales and account representatives - wholesale trade (non-technical)	NOC Skill Level C	215	18.5	17
17.	7611	Construction trades helpers and labourers	NOC Skill Level D	207	19.9	17
18.	1414	Receptionists	NOC Skill Level C	197	17.0	17
19.	3012	Registered nurses and registered psychiatric nurses	NOC Skill Level A	194	19.4	14
20.	6611	Cashiers	NOC Skill Level D	187	15.7	17
21.	1521	Shippers and receivers	NOC Skill Level C	179	19.7	17
22.	6733	Janitors, caretakers and building superintendents	NOC Skill Level D	173	19.4	17
23.	1431	Accounting and related clerks	NOC Skill Level C	168	16.4	17
24.	6541	Security guards and related security service occupations	NOC Skill Level C	164	17.1	17
25.	7271	Carpenters	NOC Skill Level B	162	20.2	17
26.	1123	Professional occupations in advertising, marketing and public relations	NOC Skill Level A	159	17.8	17
27.	7321	Automotive service technicians, truck and bus mechanics and mechanical repairers	NOC Skill Level B	137	23.7	17
28.	1221	Administrative officers	NOC Skill Level B	136	17.5	17



## JOB POSTINGS BY 3-DIGIT NATIONAL OCCUPATION CLASSIFICATION

What jobs are hard to fill and/or in-demand?

	3 DIGIT NOC	3 DIGIT NOC NAME	SKILL LEVEL	POSTING COUNT ▼	AVG POSTING LENGTH IN DAYS	MEDIAN POSTING LENGTH IN DAYS
1.	745	Longshore workers and material handlers	NOC Skill Level C	1,729	10.9	6.5
2.	642	Retail salespersons	NOC Skill Level C	995	17.7	17
3.	751	Motor vehicle and transit drivers	NOC Skill Level C	712	18.4	17
4.	217	Computer and information systems professionals	NOC Skill Level A	650	24.2	17
5.	655	Customer and information services representatives	NOC Skill Level C	634	18.0	17
6.	961	Labourers in processing, manufacturing and utilities	NOC Skill Level D	593	21.8	17
7.	673	Cleaners	NOC Skill Level D	535	18.3	17
8.	122	Administrative and regulatory occupations	NOC Skill Level B	474	18.3	17
9.	632	Chefs and cooks	NOC Skill Level B	456	21.7	17
10.	671	Food counter attendants, kitchen helpers and related support occupations	NOC Skill Level D	421	18.6	17
11.	062	Retail and wholesale trade managers	NOC Skill Level A	406	17.4	17
12.	441	Home care providers and educational support occupations	NOC Skill Level C	404	17.2	17
13.	152	Supply chain logistics, tracking and scheduling co-ordination occupations	NOC Skill Level C	362	19.2	17
14.	112	Human resources and business service professionals	NOC Skill Level A	340	18.1	17
15.	124	Office administrative assistants - general, legal and medical	NOC Skill Level B	339	17.0	17
16.	141	General office workers	NOC Skill Level C	331	17.0	17
17.	651	Occupations in food and beverage service	NOC Skill Level C	329	17.1	17
18.	111	Auditors, accountants and investment professionals	NOC Skill Level A	318	19.1	17
19.	421	Paraprofessional occupations in legal, social, community and education services	NOC Skill Level B	289	17.6	17
20.	941	Machine operators and related workers in mineral and metal products processing and manufacturing	NOC Skill Level C	282	17.7	17
21.	662	Other sales support and related occupations	NOC Skill Level D	277	15.0	15
22.	012	Senior managers - construction, transportation, production and utilities	NOC Skill Level A	267	19.7	17
23.	341	Assisting occupations in support of health services	NOC Skill Level C	264	19.2	17
24.	143	Financial, insurance and related administrative support workers	NOC Skill Level C	254	17.6	17
25.	071	Managers in customer and personal services, n.e.c.	NOC Skill Level A	234	17.5	17
26.	011	Senior managers - construction, transportation, production and utilities	NOC Skill Level A	233	18.4	17
27.	761	Trades helpers and labourers	NOC Skill Level D	227	19.6	17
28.	641	Sales and account representatives - wholesale trade (non-technical)	NOC Skill Level C	215	18.5	17



## JOB POSTINGS BY 2-DIGIT NATIONAL OCCUPATION CLASSIFICATION

What jobs are hard to fill and/or in-demand?

	2 DIGIT NOC	2 DIGIT NOC NAME	SKILL LEVEL	POSTING COUNT ▼	AVG POSTING LENGTH IN DAYS	MEDIAN POSTING LENGTH IN DAYS
1.	74	Other installers, repairers and servicers and material handlers	NOC Skill Level C	1,796	11.2	8
2.	65	Service representatives and other customer and personal services occupations	NOC Skill Level C	1,286	17.4	17
3.	64	Sales representatives and salespersons - wholesale and retail trade	NOC Skill Level C	1,210	17.8	17
4.	67	Service support and other service occupations, n.e.c.	NOC Skill Level D	1,020	18.2	17
5.	21	Professional occupations in natural and applied sciences	NOC Skill Level A	982	24.6	17
6.	12	Administrative and financial supervisors and administrative occupations	NOC Skill Level B	942	18.0	17
7.	75	Transport and heavy equipment operation and related maintenance occupations	NOC Skill Level C	870	18.3	17
8.	72	Industrial, electrical and construction trades	NOC Skill Level B	822	22.2	17
9.	63	Service supervisors and specialized service occupations	NOC Skill Level B	747	22.5	17
10.	06	Middle management occupations in retail and wholesale trade and customer services	NOC Skill Level A	683	18.6	17
11.	14	Office support occupations	NOC Skill Level C	673	17.3	17
12.	11	Professional occupations in business and finance	NOC Skill Level A	658	18.6	17
13.	96	Labourers in processing, manufacturing and utilities	NOC Skill Level D	593	21.8	17
14.	01	Senior managers - construction, transportation, production and utilities	NOC Skill Level A	576	20.3	17
15.	22	Technical occupations related to natural and applied sciences	NOC Skill Level B	535	20.3	17
16.	66	Sales support occupations	NOC Skill Level D	464	15.3	16
17.	73	Maintenance and equipment operation trades	NOC Skill Level B	453	22.0	17
18.	15	Distribution, tracking and scheduling co-ordination occupations	NOC Skill Level C	439	18.7	17
19.	94	Processing and manufacturing machine operators and related production workers	NOC Skill Level C	437	18.2	17
20.	44	Care providers and educational, legal and public protection support occupations	NOC Skill Level C	414	17.2	17
21.	62	Retail sales supervisors and specialized sales occupations	NOC Skill Level B	372	19.2	17
22.	32	Technical occupations in health	NOC Skill Level B	338	17.5	17
23.	41	Professional occupations in law and social, community and government services	NOC Skill Level A	314	20.8	17
24.	76	Trades helpers, construction labourers and related occupations	NOC Skill Level D	290	19.6	17
25.	42	Paraprofessional occupations in legal, social, community and education services	NOC Skill Level B	289	17.6	17
26.	34	Assisting occupations in support of health services	NOC Skill Level C	264	19.2	17
					1 - 45 / 45	< >



## MULTILINGUAL JOB POSTINGS BY THE NUMBERS

ACTIVE POSTINGS  
**924**

NEW POSTINGS  
**344**

COMPANIES  
**370**

LANGUAGES  
**10**

## # OF DAYS POSTED

AVERAGE  
**18.3**

MEDIAN  
**17**

## MULTILINGUAL JOB POSTINGS BY SKILL LEVEL

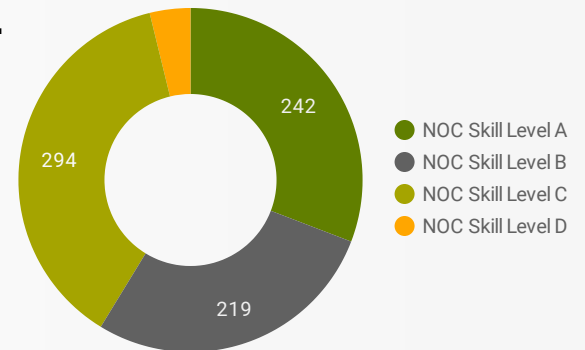
What language skills are employers looking for by occupational skill level?

**242** Skill Level A - Management/ Professional Occupations usually requiring University

**219** Skill Level B - Usually college education or apprenticeship training

**294** Skill Level C - Usually secondary education or occupation-specific training

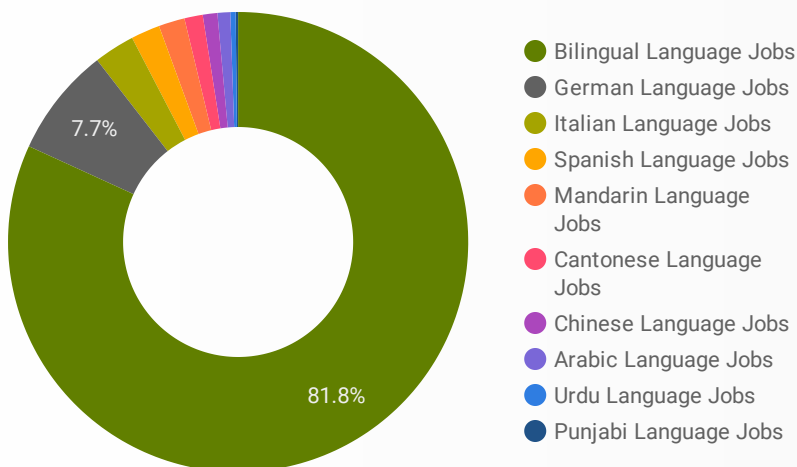
**30** Skill Level D - Usually on-the-job training



LANGUAGES	NOC Skill Level A		NOC Skill Level B		NOC Skill Level C		NOC Skill Level D	
Bilingual Language...	206		165		251		19	
German Language ...	15		15		20		5	
Italian Language J...	4		17		5		2	
Spanish Language...	5		5		4			
Mandarin Language...	3		3		6		2	
Cantonese Langua...	1		4		6		1	
Arabic Language J...	4		2		2			

## LANGUAGE SKILLS BREAKDOWN

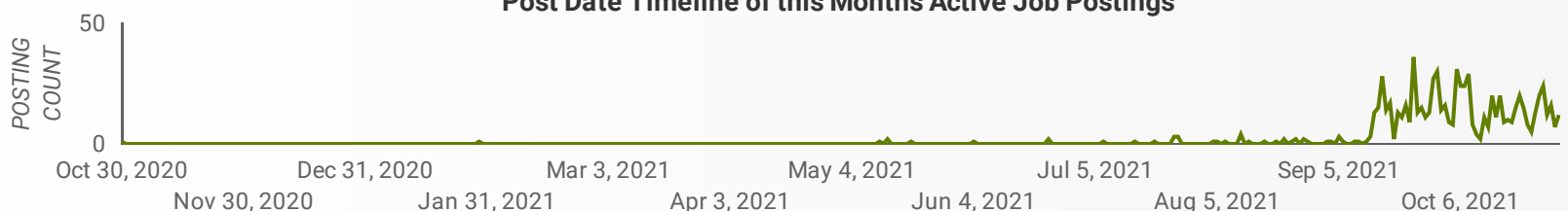
Which kinds of language skills do employers seek?



LANGUAGES		POSTING COUNT
1.	Bilingual Language Jobs	764
2.	German Language Jobs	62
3.	Italian Language Jobs	32
4.	Spanish Language Jobs	17
5.	Mandarin Language Jobs	15
6.	Cantonese Language Jobs	12

1 - 10 / 10

## Post Date Timeline of this Month's Active Job Postings





## LANGUAGE SKILLS BEING RECRUITED BY SKILL TYPE

What language skills are sought by 1-Digit NOC?

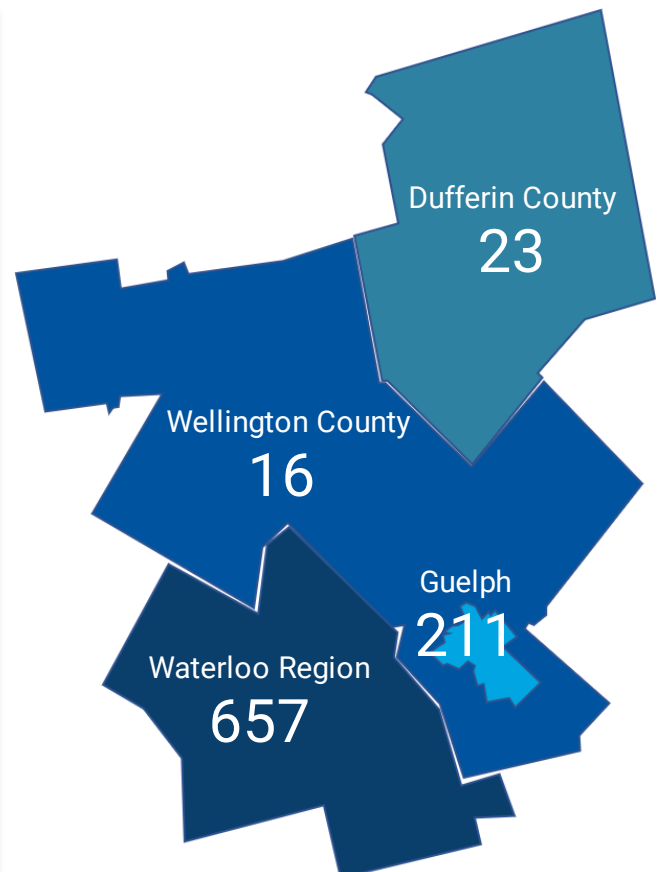
SKILL TYPE NAME	Bilingual ...	German ...	Italian La...	Spanish ...	Mandarin...	Cantonese...	Grand total
Business, finance and administration occu...	170	6		3	2	1	191
Health occupations	15						17
Management occupations	84	4	3	4	3		100
Natural and applied sciences and related o...	40	16			1		57
Occupations in art, culture, recreation and ...	14	1	1				16
Occupations in education, law and social, ...	58	4		1		2	69
Occupations in manufacturing and utilities	2	6					8
Sales and service occupations	226	11	24	6	8	9	288
Trades, transport and equipment operator...	32	7					39
Grand total	641	55	28	14	14	12	785

## MULTILINGUAL JOB POSTINGS BY MUNICIPALITY

What language skills are sought by 4-Digit NOC?

	MUNICIPALITY	JOB LANGUAGES ▼	AVG POSTING LENGTH IN DAYS	MEDIAN POSTING LENGTH IN DAYS
1.	City of Waterloo	238	18.0	17
2.	City of Kitchener	220	19.1	17
3.	City of Guelph	211	19.1	17
4.	City of Cambridge	161	17.9	17
5.	Woolwich Township	20	18.6	17
6.	Town of Orangeville	17	15.0	17
7.	Township of Wilmot	16	13.3	15
8.	Town of Erin	6	5.4	2
9.	Township of Centre Wellington	5	18.1	17
10.	Township of Wellington North	4	17.9	17
11.	Township of Mono	3	20.6	17
12.	Town of Shelburne	2	11.2	8
13.	Puslinch Townshin	1	9.0	6

1 - 22 / 22





## LANGUAGE DEMAND BY JOB

What language skills are sought by 4-Digit NOC?

4 DIGIT NOC NAME		POSTINGS ▾
1.	Other customer and information services re...	88
2.	Retail salespersons	62
3.	Retail and wholesale trade managers	41
4.	Cooks	30
5.	Professional occupations in advertising, ma...	18
6.	Administrative officers	16
7.	Financial auditors and accountants	16
8.	Material handlers	16
9.	Sales and account representatives - wholes...	16
10.	Chefs	13
11.	Business development officers and marketi...	11
12.	Accounting and related clerks	11
13.	Human resources professionals	11
14.	Other instructors	11
15.	User support technicians	10
16.	Delivery and courier service drivers	9
17.	Cashiers	9
18.	Advertising, marketing and public relations ...	9
19.	Human resources and recruitment officers	9
20.	Corporate sales managers	9
21.	Receptionists	9
22.	Administrative assistants	9
23.	Purchasing agents and officers	9
24.	Home support workers, housekeepers and r...	9
25.	Food counter attendants, kitchen helpers an...	8
26.	Professional occupations in business mana...	8
27.	Insurance underwriters	8
28.	Civil engineers	7
29.	Facility operation and maintenance manage...	7
30.	Food and beverage servers	7
31.	Insurance agents and brokers	6
32.	Collectors	6
1 - 100 / 165		< >

## MULTILINGUAL HIRING EMPLOYERS

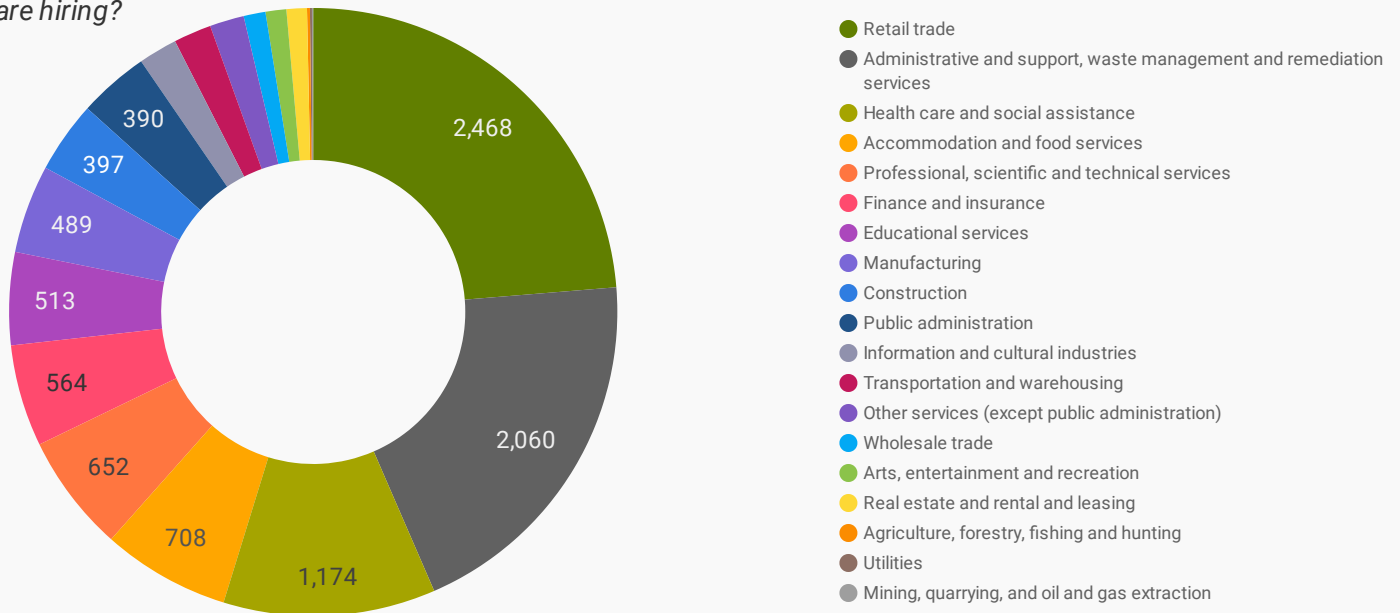
Which employers are seeking multilingual candidates?

COMPANY		POSTINGS ▾
1.	Sun Life Financial	36
2.	Bell	36
3.	Farm Boy	31
4.	Farm Boy Inc.	25
5.	WATERLOO REGION DISTRICT SCHOOL BOARD	20
6.	Equitable Life of Canada	15
7.	La Source	15
8.	FedEx	14
9.	Randstad Canada	13
10.	Miovision	13
11.	Manulife	11
12.	Intuit	11
13.	Economical Insurance	10
14.	Reitmans	10
15.	The Source (Bell) Electronics Inc.	10
16.	CBI Home Health	9
17.	The Co-operators	8
18.	Wurth Canada Limited	8
19.	TeamViewer GmbH	8
20.	Desch Canada Ltd.	8
21.	Upper Grand District School Board	8
22.	FedEx Express	8
23.	Maple Leaf Foods	7
24.	EY	7
25.	Wrth	7
26.	T&T Supermarket INC	6
27.	Crowsfoot Smokehaus	6
28.	BELL MOBILITY	6
29.	Bell Canada	5
30.	Mazars	5
31.	East Side Mario's   Guelph	5
1 - 50 / 373		< >



## TOP HIRING SECTORS BY 2-DIGIT NAICS CODE

What sectors are hiring?



	2-DIGIT NAICS LABEL	NAICS CODE	POSTING COUNT	AVG POSTING LENGTH IN DAYS	MEDIAN POSTING LENGTH IN DAYS
1.	Retail trade	44-45	2,468	9.5	6
2.	Administrative and support, waste management and remediation services	56	2,060	18.9	17
3.	Health care and social assistance	62	1,174	17.8	17
4.	Accommodation and food services	72	708	20.9	17
5.	Professional, scientific and technical services	54	652	20.1	17
6.	Finance and insurance	52	564	18.4	17
7.	Educational services	61	513	14.3	15
8.	Manufacturing	31-33	489	20.3	17
9.	Construction	23	397	21.3	17
10.	Public administration	91	390	16.0	15
11.	Information and cultural industries	51	215	18.8	17
12.	Transportation and warehousing	48-49	209	17.4	17
13.	Other services (except public administration)	81	190	16.4	17
14.	Wholesale trade	41	121	19.1	17
15.	Arts, entertainment and recreation	71	115	19.8	17
16.	Real estate and rental and leasing	53	113	16.5	16
17.	Agriculture, forestry, fishing and hunting	11	16	26.8	17
18.	Utilities	22	11	25.5	17
19.	Mining, quarrying, and oil and gas extraction	21	7	17.0	17

NOTE: NAICS code 56 includes Employment Agencies. Manufacturing includes codes 31-33, Retail Trade includes codes 44-45 and Transportation and Warehousing includes codes 48-49.



## TOP HIRING SECTORS BY 3-DIGIT NAICS CODE

What sectors are hiring?

	3-DIGIT NAICS LABEL	NAICS CODE	POSTING COUNT ▾	AVG POSTING LENGTH IN DAYS	MEDIAN POSTING LENGTH IN DAYS
1.	Administrative and support services	561	2,048	18.8	17
2.	Miscellaneous store retailers	453	1,074	3.5	2
3.	Professional, scientific and technical services	541	652	20.1	17
4.	Food services and drinking places	722	574	22.2	17
5.	Educational services	611	513	14.3	15
6.	Nursing and residential care facilities	623	436	18.8	17
7.	Hospitals	622	371	16.6	16
8.	Local, municipal and regional public administration	913	363	15.4	15
9.	Insurance carriers and related activities	524	333	17.4	17
10.	General merchandise stores	452	310	11.1	11
11.	Food and beverage stores	445	303	17.0	17
12.	Ambulatory health care services	621	254	18.1	17
13.	Clothing and clothing accessories stores	448	234	17.9	17
14.	Specialty trade contractors	238	231	19.6	17
15.	Credit intermediation and related activities	522	191	20.4	16
16.	Health and personal care stores	446	185	12.4	15
17.	Building material and garden equipment and supplies dealers	444	147	13.4	12
18.	Construction of buildings	236	147	21.9	17
19.	Accommodation services	721	134	15.4	17
20.	Personal and laundry services	812	121	16.5	17
21.	Motor vehicle and parts dealers	441	117	16.7	17
22.	Social assistance	624	113	17.2	17
23.	Truck transportation	484	100	19.2	17
24.	Food manufacturing	311	100	20.0	17
25.	Amusement, gambling and recreation industries	713	99	19.1	17
26.	Telecommunications	517	88	17.7	15
27.	Publishing industries (except Internet)	511	84	20.6	17
28.	Real estate	531	76	17.8	17
29.	Couriers and messengers	492	64	14.3	16
30.	Electronics and appliance stores	443	49	15.4	16
31.	Machinery, equipment and supplies merchant wholesalers	417	47	17.2	17





## TOP HIRING SECTORS BY 4-DIGIT NAICS CODE

What sectors are hiring?

	4-DIGIT NAICS LABEL	NAICS CODE	POSTING COUNT ▾	AVG POSTING LENGTH IN DAYS	MEDIAN POSTING LENGTH IN DAYS
1.	Employment services	5613	1,749	19.0	17
2.	Other miscellaneous store retailers	4539	1,048	3.1	2
3.	Full-service restaurants and limited-service eating places	7225	538	22.6	17
4.	General medical and surgical hospitals	6221	369	16.6	16
5.	Other local, municipal and regional public administration	9139	356	15.4	15
6.	Community care facilities for the elderly	6233	316	20.9	17
7.	Universities	6113	301	17.0	17
8.	Department stores	4521	278	10.3	10
9.	Grocery stores	4451	256	16.0	15
10.	Computer systems design and related services	5415	227	22.3	17
11.	Clothing stores	4481	198	17.9	17
12.	Services to buildings and dwellings	5617	197	17.6	17
13.	Health and personal care stores	4461	185	12.4	15
14.	Insurance carriers	5241	180	11.8	15
15.	Depository credit intermediation	5221	171	19.6	16
16.	Agencies, brokerages and other insurance related activities	5242	153	23.4	17
17.	Elementary and secondary schools	6111	143	8.8	8
18.	Accounting, tax preparation, bookkeeping and payroll services	5412	142	18.8	15
19.	Building material and supplies dealers	4441	138	12.6	11
20.	Traveller accommodation	7211	134	15.4	17
21.	Offices of dentists	6212	99	17.8	17
22.	Other amusement and recreation industries	7139	99	19.1	17
23.	Automobile dealers	4411	90	16.8	17
24.	Wired and wireless telecommunications carriers(except satellite)	5173	86	17.7	15
25.	Software publishers	5112	83	20.6	17
26.	Residential developmental handicap, mental health and substance abuse facilities	6232	82	9.9	9
27.	Management, scientific and technical consulting services	5416	81	20.1	17
28.	General freight trucking	4841	79	19.2	17
29.	Non-residential building construction	2362	78	25.6	17
30.	Personal care services	8121	77	16.5	17
31.	Building equipment contractors	2382	77	18.4	17



## TOP HIRING SECTORS BY 5-DIGIT NAICS CODE

What sectors are hiring?

	5-DIGIT NAICS LABEL	NAICS CODE	POSTING COUNT ▾	AVG POSTING LENGTH IN DAYS	MEDIAN POSTING LENGTH IN DAYS
1.	Employment placement agencies and executive search services	56131	1,749	19.0	17
2.	All other miscellaneous store retailers	45399	1,026	2.9	2
3.	Full-service restaurants and limited-service eating places	72251	538	22.6	17
4.	General medical and surgical hospitals	62211	369	16.6	16
5.	Other local, municipal and regional public administration	91391	356	15.4	15
6.	Community care facilities for the elderly	62331	316	20.9	17
7.	Universities	61131	301	17.0	17
8.	Department stores	45211	278	10.3	10
9.	Supermarkets and other grocery (except convenience) stores	44511	238	16.1	15
10.	Computer systems design and related services	54151	227	22.3	17
11.	Direct life, health and medical insurance carriers	52411	164	11.4	15
12.	Banking	52211	161	19.7	16
13.	Pharmacies and drug stores	44611	153	11.7	15
14.	Insurance agencies and brokerages	52421	150	23.6	17
15.	Elementary and secondary schools	61111	143	8.8	8
16.	Accounting, tax preparation, bookkeeping and payroll services	54121	142	18.8	15
17.	Hotels (except casino hotels) and motels	72111	134	15.4	17
18.	Hardware stores	44413	128	12.4	11
19.	Landscaping services	56173	103	18.5	17
20.	Offices of dentists	62121	99	17.8	17
21.	Fitness and recreational sports centres	71394	91	19.4	17
22.	Wired and wireless telecommunications carriers (except satellite)	51731	86	17.7	15
23.	Software publishers	51121	83	20.6	17
24.	New car dealers	44111	82	16.9	17
25.	Family clothing stores	44814	78	16.1	16
26.	Residential mental health and substance abuse facilities	62322	72	8.9	8
27.	Commercial and institutional building construction	23622	72	26.3	17
28.	Residential building construction	23611	69	18.4	17
29.	Other personal care services	81219	66	16.5	17
30.	Janitorial services	56172	65	16.6	17
31.	Management consulting services	54161	64	21.5	17



## TOP HIRING SECTORS BY 6-DIGIT NAICS CODE

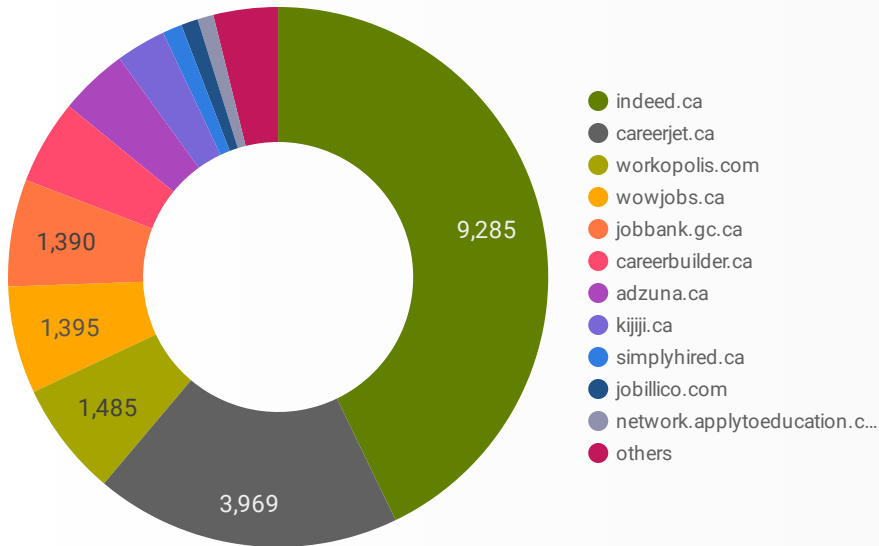
What sectors are hiring?

	6-DIGIT NAICS LABEL	NAICS CODE	POSTING COUNT ▼	AVG POSTING LENGTH IN DAYS	MEDIAN POSTING LENGTH IN DAYS
1.	Employment placement agencies and executive search services	561310	1,749	19.0	17
2.	All other miscellaneous store retailers (except beer and wine-making supplies stores)	453999	1,018	2.8	2
3.	General (except paediatric) hospitals	622111	369	16.6	16
4.	Other local, municipal and regional public administration	913910	356	15.4	15
5.	Community care facilities for the elderly	623310	316	20.9	17
6.	Universities	611310	301	17.0	17
7.	Limited-service eating places	722512	286	20.1	17
8.	Department stores	452110	278	10.3	10
9.	Full-service restaurants	722511	252	25.5	17
10.	Supermarkets and other grocery (except convenience) stores	445110	238	16.1	15
11.	Computer systems design and related services (except video game design and development)	541514	227	22.3	17
12.	Direct group life, health and medical insurance carriers	524112	164	11.4	15
13.	Pharmacies and drug stores	446110	153	11.7	15
14.	Insurance agencies and brokerages	524210	150	23.6	17
15.	Elementary and secondary schools	611110	143	8.8	8
16.	Hotels	721111	132	15.4	17
17.	Hardware stores	444130	128	12.4	11
18.	Corporate and institutional banking industry	522112	121	18.5	16
19.	Landscaping services	561730	103	18.5	17
20.	Offices of accountants	541212	101	20.7	17
21.	Offices of dentists	621210	99	17.8	17
22.	Fitness and recreational sports centres	713940	91	19.4	17
23.	Wired and wireless telecommunications carriers (except satellite)	517310	86	17.7	15
24.	Software publishers (except video game publishers)	511211	83	20.6	17
25.	New car dealers	441110	82	16.9	17
26.	Family clothing stores	448140	78	16.1	16
27.	Commercial and institutional building construction	236220	72	26.3	17
28.	Residential substance abuse facilities	623221	70	8.6	7
29.	Residential building construction	236110	68	18.6	17
30.	Other personal care services	812190	66	16.5	17



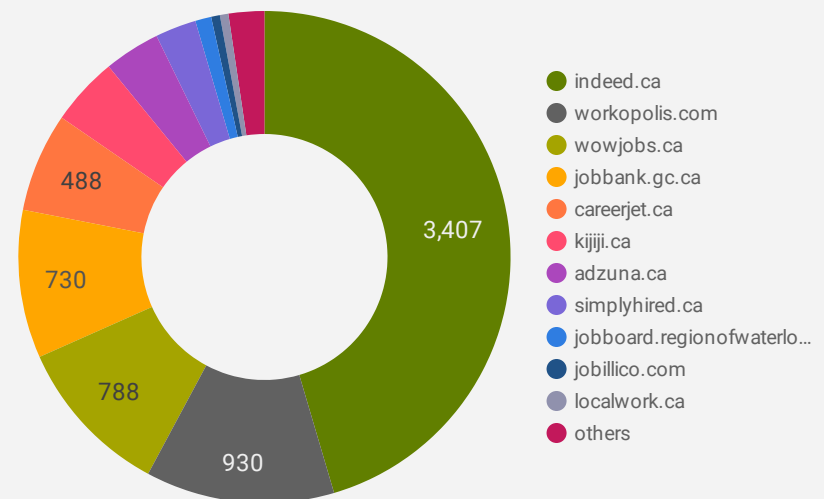
## JOB POSTINGS BY JOB BOARD

What share of unique job postings appear on each job board?



## COMPANIES BY JOB BOARD

What share of unique job postings appear on each job board?



## JOB POSTING DETAILS BY JOB BOARD

How does job posting activity differ by job board?

	JOB BOARD	POSTING COUNT ▾	AVG POSTING LENGTH IN DAYS	MEDIAN POSTING LENGTH IN DAYS	# OF COMPANIES
1.	indeed.ca	9,285	17.0	17	3,407
2.	careerjet.ca	3,969	19.7	11	488
3.	workopolis.com	1,485	15.0	15	930
4.	wowjobs.ca	1,395	16.0	16	788
5.	jobbank.gc.ca	1,390	30.7	16	730
6.	careerbuilder.ca	1,095	3.7	2	35
7.	adzuna.ca	890	15.0	15	276
8.	kijiji.ca	649	15.0	15	338
9.	simplyhired.ca	253	15.3	15	202
10.	jobillico.com	220	18.2	10	43
11.	network.applytoeducation.com	208	7.8	7	4
12.	randstad.ca	206	44.3	24	1
13.	careerarc.com	180	23.8	15	25
14.	jobboard.regionofwaterloo.ca	155	74.3	54	79
15.	localwork.ca	65	35.1	32	42
16.	agilec.ca	57	59.1	29	22
17.	careerowl.ca	26	79.2	67	23