



Workforce Planning Board of Waterloo Wellington Dufferin

JOB DEMAND REPORT JULY 2021

Job posting data collected by the Workforce Planning Board of Waterloo Wellington Dufferin from job boards and employer websites who recruit candidates in Waterloo Region, Wellington County, Guelph, and Dufferin County.

HIGHLIGHTS

JOB POSTINGS BY THE NUMBERS

TOTAL ACTIVE	NEW THIS MONTH	COMPANIES	JOB BOARDS
18,668	12,196	5,390	33

OF DAYS POSTED

AVERAGE	MEDIAN
17.3	17

REPORT BUILDER

The default filter selection below will show all job demand data for the month. You can use the filters to create a customized report for the purpose of understanding a subset of the data.

MUNICIPALITY	REGION	JOB TYPE
JOB DURATION	ADDITIONAL LANGUA...	QUICK FIND
JOB BOARD	SKILL LEVEL	
SKILL TYPE NAME / 1-DIGIT NATIONAL OCCUPATIONAL CLASSIFICATION CODE		
MAJOR GROUP / 2-DIGIT NATIONAL OCCUPATIONAL CLASSIFICATION CODE		
MINOR GROUP / 3-DIGIT NATIONAL OCCUPATIONAL CLASSIFICATION CODE		
UNIT GROUP / 4-DIGIT NATIONAL OCCUPATIONAL CLASSIFICATION CODE		
COMPANY OR EMPLOYMENT AGENCY		

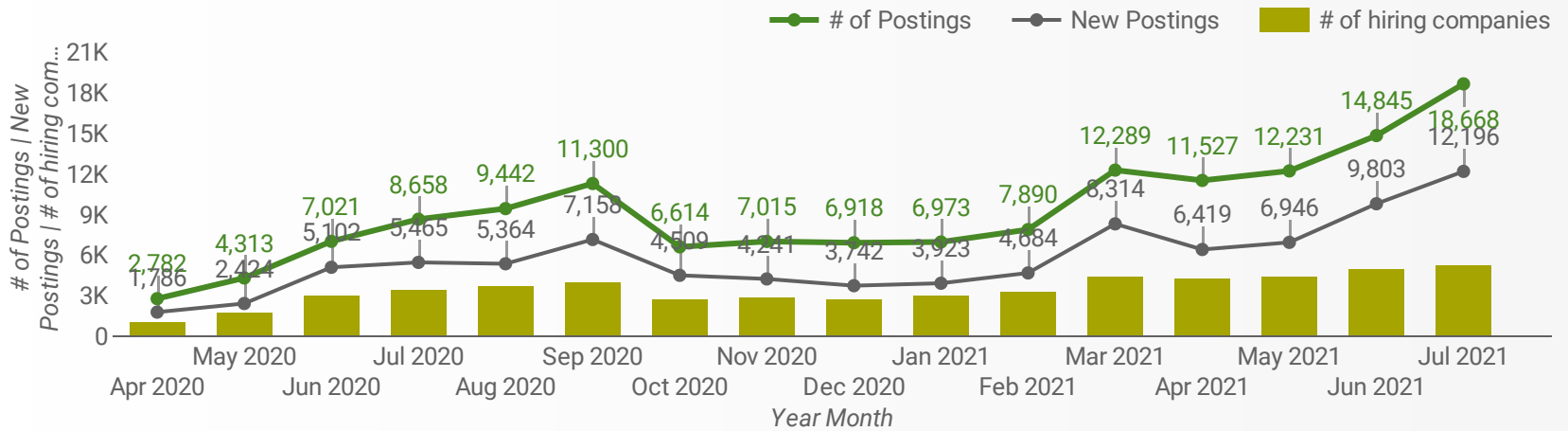


This project is funded in part by the
Government of Canada and the
Government of Ontario



JOB POSTINGS BY MONTH FOR LOCAL BOARD AREA

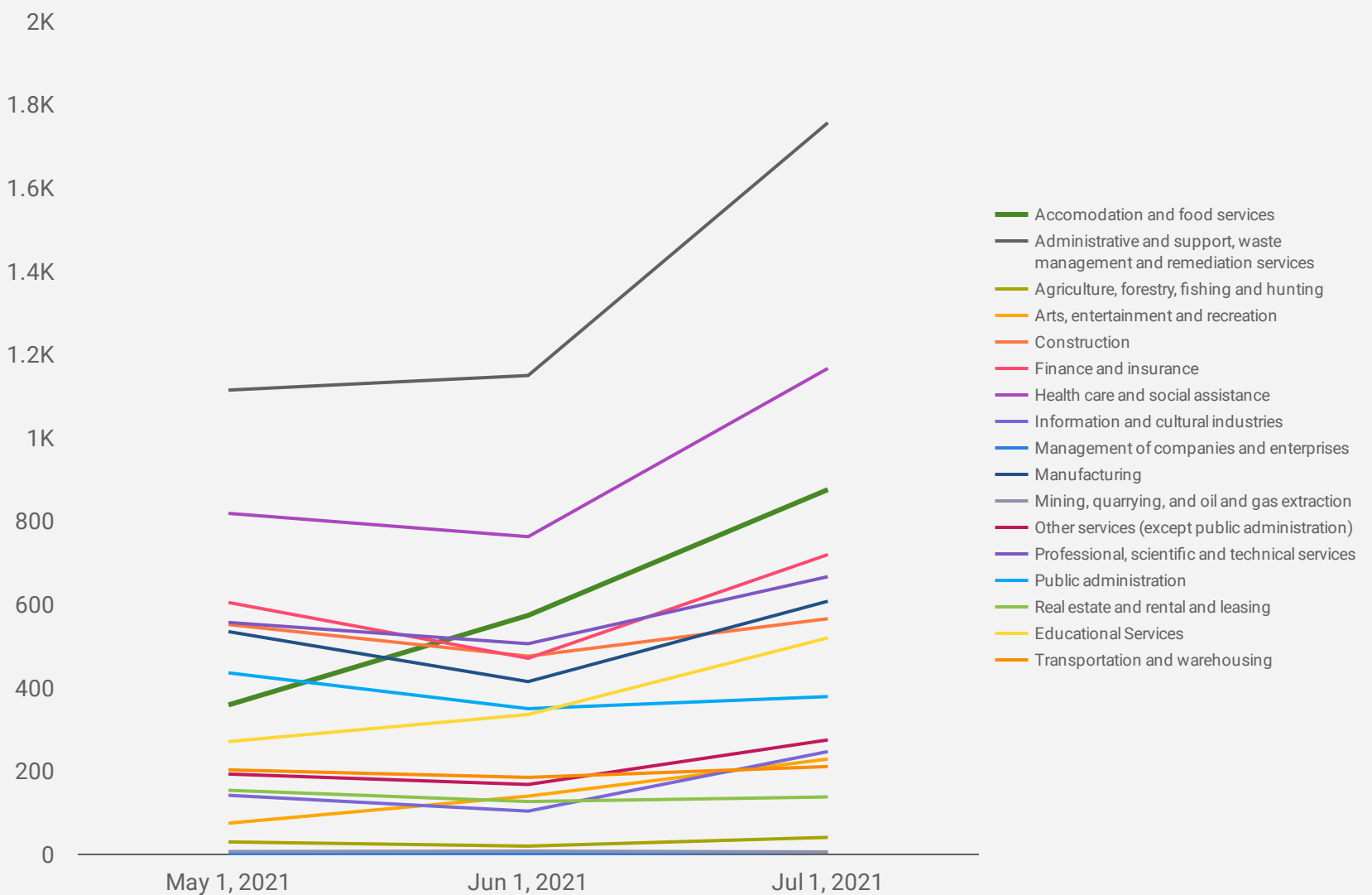
How many job postings were active for at least 1 day this month?



NOTE: This graph cannot be filtered using the controls on the cover page

JOB POSTINGS BY SECTOR BY MONTH FOR LOCAL BOARD AREA

Where are job opportunities being offered?





JOB POSTINGS BY REGION/COUNTY

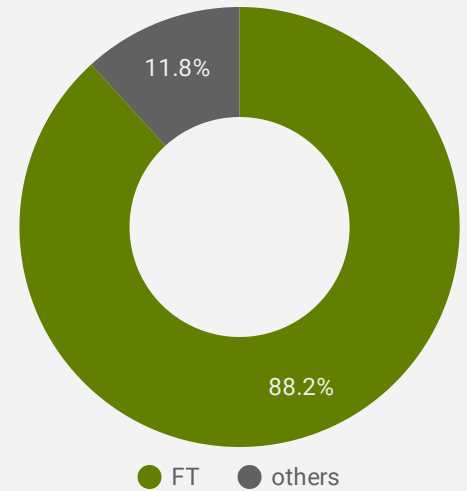
How many job postings were active for at least 1 day this month?

	REGION OR COUNTY	POSTING COUNT	AVG POSTING LENGTH IN DAYS	MEDIAN POSTING LENGTH IN DAYS
1.	Waterloo Region	12,579	17.2	17
2.	City of Guelph	3,885	17.5	17
3.	Dufferin County	923	18.2	17
4.	Wellington County	898	17.8	17

NOTE: This graph cannot be filtered using the controls on the cover page

JOB TYPE

Full-time vs Part-time



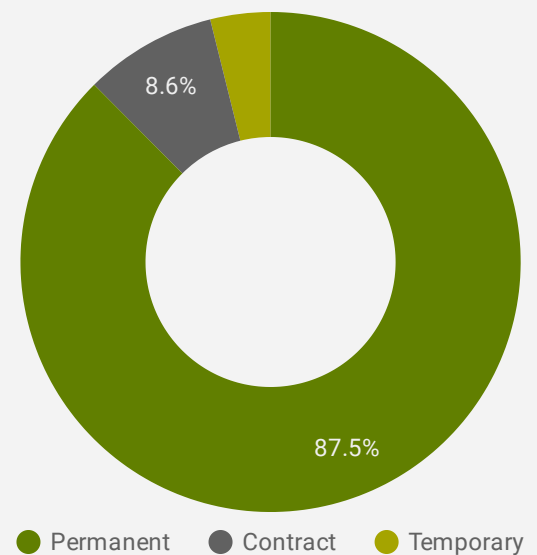
JOB POSTINGS BY MUNICIPALITY

Where are job opportunities being offered?

	MUNICIPALITY	POSTING COUNT	AVG POSTING LENGTH IN DAYS	MEDIAN POSTING LENGTH IN DAYS
1.	City of Kitchener	4,714	17.1	17
2.	City of Guelph	3,885	17.5	17
3.	City of Waterloo	3,561	16.9	17
4.	City of Cambridge	3,461	17.5	17
5.	Town of Orangeville	713	18.6	17
6.	Township of Centre Wellington	424	17.5	17
7.	Woolwich Township	379	17.4	17
8.	Township of North Dumfries	209	17.9	17

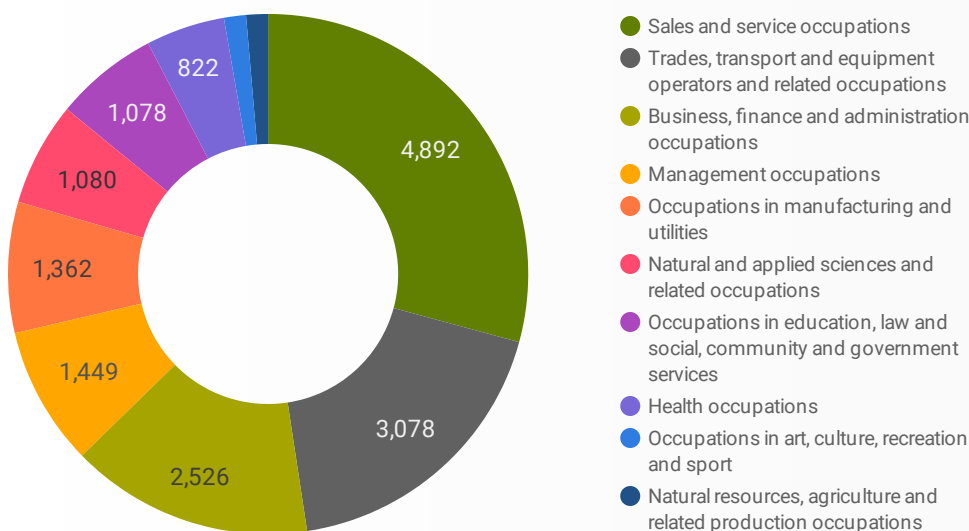
JOB DURATION

Permanency of jobs posted



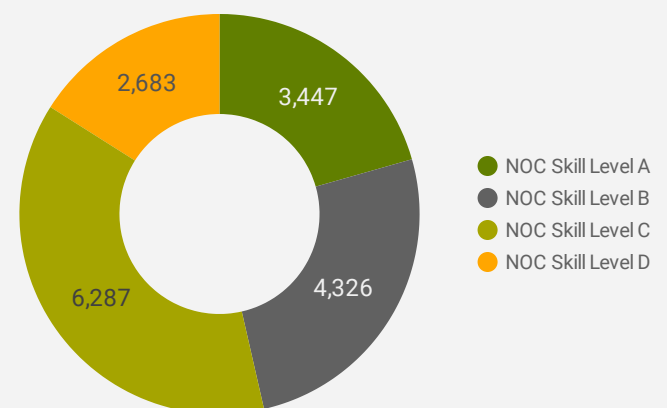
JOB POSTINGS BY SKILL TYPE

What skill type is being recruited?



JOB POSTINGS BY SKILL LEVEL

What education do occupations typically require?



Skill Level A = Usually University education | Skill Level B = Usually College education or Apprenticeship training | Skill Level C = Usually Secondary education or occupation-specific training | Skill Level D = Usually on-the-job training



TOP OCCUPATIONS

What kind of jobs are in-demand?

	4 DIGIT NOC NAME	POSTINGS COUNT
1.	Retail salespersons	996
2.	Material handlers	953
3.	Other labourers in processing, manufacturing and utilities	727
4.	Other customer and information services representatives	575
5.	Cooks	492
6.	Food counter attendants, kitchen helpers and related support occupations	422
7.	Retail and wholesale trade managers	320
8.	Transport truck drivers	315
9.	Home support workers, housekeepers and related occupations	296
10.	Food and beverage servers	293
11.	Administrative assistants	280
12.	Light duty cleaners	247
13.	Delivery and courier service drivers	245
14.	Construction trades helpers and labourers	241
15.	Administrative officers	210
16.	Computer network technicians	175
17.	Registered nurses and registered psychiatric nurses	174
18.	Business development officers and marketing researchers and consultants	171
19.	Sales and account representatives - wholesale trade (non-technical)	170
20.	Professional occupations in advertising, marketing and public relations	169
21.	Cashiers	168
22.	Accounting and related clerks	167
23.	Shippers and receivers	164
24.	Receptionists	156
25.	Janitors, caretakers and building superintendents	149
26.	Landscaping and grounds maintenance labourers	149
27.	Store shelf stockers, clerks and order fillers	148
28.	Security guards and related security service occupations	137
29.	Other financial officers	136

TOP EMPLOYERS/AGENCIES

Who is hiring?

	COMPANY	POSTINGS COUNT
1.	Randstad	365
2.	Kijiji Jobs	255
3.	Randstad Canada	201
4.	University of Waterloo	171
5.	Grand River Hospital	156
6.	Sun Life Financial	135
7.	Manpower	131
8.	OpenText	127
9.	Wilfrid Laurier University	121
10.	Liberty Staffing	115
11.	Dean Group	105
12.	ApplyBoard	84
13.	University of Guelph	73
14.	Homewood Health	71
15.	Home Depot Canada	71
16.	Economical Insurance	69
17.	Manulife	69
18.	Schlegel Villages	65
19.	Lowe's	64
20.	AES Better Jobs	63
21.	McDonald's	63
22.	BDO	60
23.	Linamar Corp	59
24.	Express Employment Professionals	58
25.	Recipe Unlimited Corporation	57
26.	ATS Automation Tooling Systems Inc.	55
27.	Loblaw	54
28.	Shoppers Drug Mart	53
29.	Amazon	52
30.	Cambridge Memorial Hospital	51



OCCUPATIONS BY FREQUENCY & LENGTH OF JOB POSTINGS

What jobs are hard to fill and/or in-demand?

	4 DIGIT NOC	4 DIGIT NOC NAME	SKILL LEVEL	POSTING COUNT ▾	AVG POSTING LENGTH IN DAYS	MEDIAN POSTING LENGTH IN DAYS
1.	6421	Retail salespersons	NOC Skill Level C	996	16.9	17
2.	7452	Material handlers	NOC Skill Level C	953	17.1	17
3.	9619	Other labourers in processing, manufacturing and utilities	NOC Skill Level D	727	18.4	17
4.	6552	Other customer and information services representatives	NOC Skill Level C	575	16.7	17
5.	6322	Cooks	NOC Skill Level B	492	18.7	17
6.	6711	Food counter attendants, kitchen helpers and related support occupations	NOC Skill Level D	422	16.5	17
7.	621	Retail and wholesale trade managers	NOC Skill Level A	320	16.0	17
8.	7511	Transport truck drivers	NOC Skill Level C	315	19.1	17
9.	4412	Home support workers, housekeepers and related occupations	NOC Skill Level C	296	20.2	17
10.	6513	Food and beverage servers	NOC Skill Level C	293	17.0	17
11.	1241	Administrative assistants	NOC Skill Level B	280	17.4	17
12.	6731	Light duty cleaners	NOC Skill Level D	247	17.1	17
13.	7514	Delivery and courier service drivers	NOC Skill Level C	245	16.8	17
14.	7611	Construction trades helpers and labourers	NOC Skill Level D	241	17.2	17
15.	1221	Administrative officers	NOC Skill Level B	210	16.7	17
16.	2281	Computer network technicians	NOC Skill Level B	175	19.8	17
17.	3012	Registered nurses and registered psychiatric nurses	NOC Skill Level A	174	11.6	8
18.	4163	Business development officers and marketing researchers and consultants	NOC Skill Level A	171	17.3	17
19.	6411	Sales and account representatives - wholesale trade (non-technical)	NOC Skill Level C	170	18.3	17
20.	1123	Professional occupations in advertising, marketing and public relations	NOC Skill Level A	169	17.3	17
21.	6611	Cashiers	NOC Skill Level D	168	15.4	17
22.	1431	Accounting and related clerks	NOC Skill Level C	167	16.8	17
23.	1521	Shippers and receivers	NOC Skill Level C	164	17.3	17
24.	1414	Receptionists	NOC Skill Level C	156	17.1	17
25.	6733	Janitors, caretakers and building superintendents	NOC Skill Level D	149	18.0	17
26.	8612	Landscaping and grounds maintenance labourers	NOC Skill Level D	149	16.7	17
27.	6622	Store shelf stockers, clerks and order fillers	NOC Skill Level D	148	16.4	17
28.	6541	Security guards and related security service occupations	NOC Skill Level C	137	15.4	17



JOB POSTINGS BY 2-DIGIT NATIONAL OCCUPATION CLASSIFICATION

What jobs are hard to fill and/or in-demand?

	2 DIGIT NOC	2 DIGIT NOC NAME	SKILL LEVEL	POSTING COUNT ▾	AVG POSTING LENGTH IN DAYS	MEDIAN POSTING LENGTH IN DAYS
1.	65	Service representatives and other customer and personal services occupations	NOC Skill Level C	1,357	16.8	17
2.	64	Sales representatives and salespersons - wholesale and retail trade	NOC Skill Level C	1,166	17.1	17
3.	74	Other installers, repairers and servicers and material handlers	NOC Skill Level C	1,044	17.1	17
4.	67	Service support and other service occupations, n.e.c.	NOC Skill Level D	917	17.1	17
5.	96	Labourers in processing, manufacturing and utilities	NOC Skill Level D	892	18.5	17
6.	12	Administrative and financial supervisors and administrative occupations	NOC Skill Level B	863	17.3	17
7.	63	Service supervisors and specialized service occupations	NOC Skill Level B	796	18.9	17
8.	72	Industrial, electrical and construction trades	NOC Skill Level B	736	19.5	17
9.	75	Transport and heavy equipment operation and related maintenance occupations	NOC Skill Level C	690	17.9	17
10.	14	Office support occupations	NOC Skill Level C	623	16.6	17
11.	06	Middle management occupations in retail and wholesale trade and customer services	NOC Skill Level A	572	17.3	17
12.	21	Professional occupations in natural and applied sciences	NOC Skill Level A	572	19.1	17
13.	11	Professional occupations in business and finance	NOC Skill Level A	533	17.5	17
14.	01	Senior managers - construction, transportation, production and utilities	NOC Skill Level A	516	17.5	17
15.	22	Technical occupations related to natural and applied sciences	NOC Skill Level B	508	18.9	17
16.	41	Professional occupations in law and social, community and government services	NOC Skill Level A	413	17.3	17
17.	66	Sales support occupations	NOC Skill Level D	378	16.2	17
18.	15	Distribution, tracking and scheduling co-ordination occupations	NOC Skill Level C	359	16.8	17
19.	76	Trades helpers, construction labourers and related occupations	NOC Skill Level D	345	17.6	17
20.	44	Care providers and educational, legal and public protection support occupations	NOC Skill Level C	329	21.4	17
21.	32	Technical occupations in health	NOC Skill Level B	302	19.5	17
22.	62	Retail sales supervisors and specialized sales occupations	NOC Skill Level B	278	16.9	17
23.	73	Maintenance and equipment operation trades	NOC Skill Level B	263	19.6	17
24.	34	Assisting occupations in support of health services	NOC Skill Level C	237	17.5	17
25.	94	Processing and manufacturing machine operators and related production workers	NOC Skill Level C	229	21.0	17
26.	42	Paraprofessional occupations in legal, social, community and education services	NOC Skill Level B	217	16.7	17



JOB POSTINGS BY 3-DIGIT NATIONAL OCCUPATION CLASSIFICATION

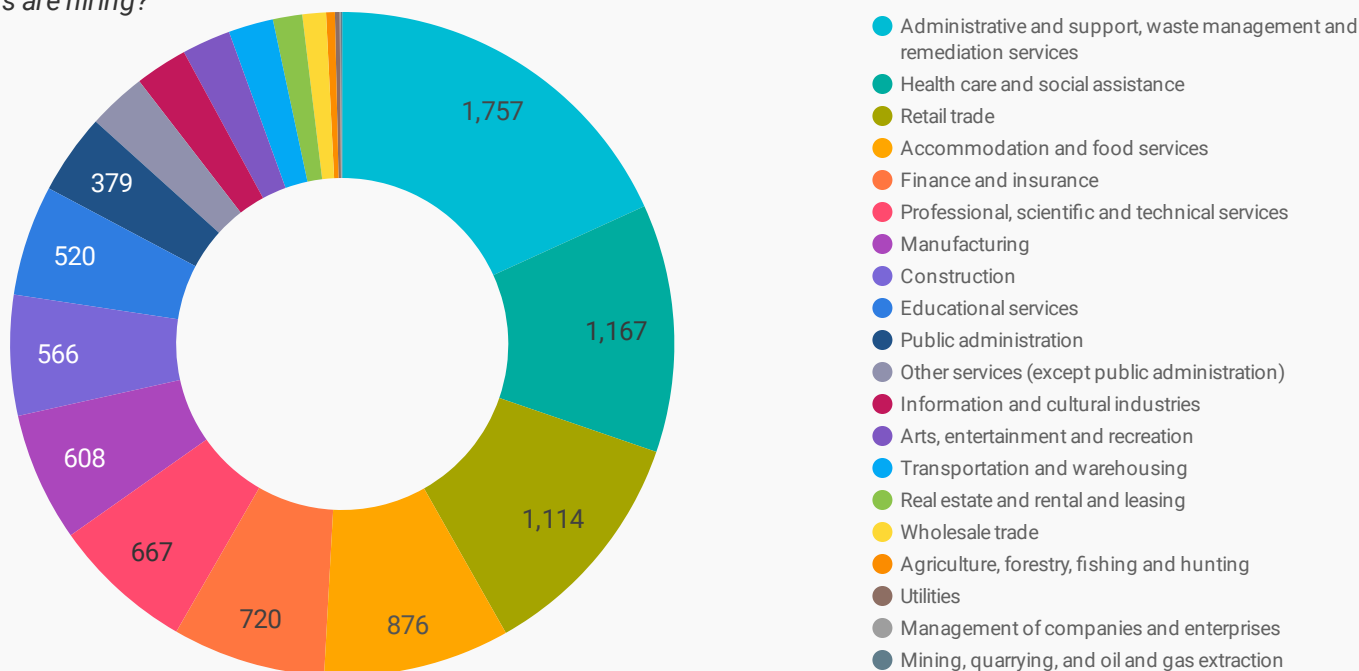
What jobs are hard to fill and/or in-demand?

	3 DIGIT NOC	3 DIGIT NOC NAME	SKILL LEVEL	POSTING COUNT ▾	AVG POSTING LENGTH IN DAYS	MEDIAN POSTING LENGTH IN DAYS
1.	642	Retail salespersons	NOC Skill Level C	996	16.9	17
2.	745	Longshore workers and material handlers	NOC Skill Level C	953	17.1	17
3.	961	Labourers in processing, manufacturing and utilities	NOC Skill Level D	892	18.5	17
4.	655	Customer and information services representatives	NOC Skill Level C	603	16.6	17
5.	751	Motor vehicle and transit drivers	NOC Skill Level C	590	18.0	17
6.	632	Chefs and cooks	NOC Skill Level B	549	18.5	17
7.	651	Occupations in food and beverage service	NOC Skill Level C	480	17.0	17
8.	673	Cleaners	NOC Skill Level D	463	17.6	17
9.	122	Administrative and regulatory occupations	NOC Skill Level B	447	17.3	17
10.	671	Food counter attendants, kitchen helpers and related support occupations	NOC Skill Level D	422	16.5	17
11.	217	Computer and information systems professionals	NOC Skill Level A	378	18.3	16
12.	124	Office administrative assistants - general, legal and medical	NOC Skill Level B	336	17.3	17
13.	441	Home care providers and educational support occupations	NOC Skill Level C	325	21.5	17
14.	152	Supply chain logistics, tracking and scheduling co-ordination occupations	NOC Skill Level C	321	16.9	17
15.	062	Retail and wholesale trade managers	NOC Skill Level A	320	16.0	17
16.	141	General office workers	NOC Skill Level C	290	17.0	17
17.	143	Financial, insurance and related administrative support workers	NOC Skill Level C	282	16.2	17
18.	416	Policy and program researchers, consultants and officers	NOC Skill Level A	275	17.1	17
19.	112	Human resources and business service professionals	NOC Skill Level A	272	17.6	17
20.	761	Trades helpers and labourers	NOC Skill Level D	266	17.2	17
21.	012	Senior managers - construction, transportation, production and utilities	NOC Skill Level A	266	17.9	17
22.	111	Auditors, accountants and investment professionals	NOC Skill Level A	261	17.5	17
23.	341	Assisting occupations in support of health services	NOC Skill Level C	237	17.5	17
24.	228	Technical occupations in computer and information systems	NOC Skill Level B	219	19.1	17
25.	421	Paraprofessional occupations in legal, social, community and education services	NOC Skill Level B	217	16.7	17
26.	662	Other sales support and related occupations	NOC Skill Level D	210	16.8	17
27.	011	Senior managers - construction, transportation, production and utilities	NOC Skill Level A	186	16.7	17
28.	723	Machining, metal forming, shaping and erecting trades	NOC Skill Level B	184	19.6	17



TOP HIRING SECTORS (2-DIGIT NAICS CODE)

What sectors are hiring?



TOP HIRING SECTORS (2-DIGIT NAICS CODE)		NAICS	POSTING COUNT ▾	AVG POSTING LENGTH IN DAYS	MEDIAN POSTING LENGTH IN DAYS
1.	Administrative and support, waste management and remediation services	56	1,757	17.2	17
2.	Health care and social assistance	62	1,167	15.7	17
3.	Retail trade	44-45	1,114	16.0	17
4.	Accommodation and food services	72	876	17.9	17
5.	Finance and insurance	52	720	14.6	16
6.	Professional, scientific and technical services	54	667	17.4	17
7.	Manufacturing	31-33	608	17.4	17
8.	Construction	23	566	17.8	17
9.	Educational services	61	520	16.8	17
10.	Public administration	91	379	15.7	15
11.	Other services (except public administration)	81	275	17.0	17
12.	Information and cultural industries	51	247	16.7	15
13.	Arts, entertainment and recreation	71	229	16.5	17
14.	Transportation and warehousing	48-49	211	19.3	17
15.	Real estate and rental and leasing	53	138	17.1	17
16.	Wholesale trade	41	111	18.9	17
17.	Agriculture, forestry, fishing and hunting	11	41	22.7	17
18.	Utilities	22	22	22.2	17
19.	Management of companies and enterprises	55	6	15.2	15



TOP HIRING SECTORS (3-DIGIT NAICS CODE)

What sectors are hiring?

	TOP HIRING SECTORS (3-DIGIT NAICS CODE)	NAICS	POSTING COUNT ▾	AVG POSTING LENGTH IN DAYS	MEDIAN POSTING LENGTH IN DAYS
1.	Administrative and support services	561	1,716	17.1	17
2.	Food services and drinking places	722	756	18.1	17
3.	Professional, scientific and technical services	541	667	17.4	17
4.	Educational services	611	520	16.8	17
5.	Insurance carriers and related activities	524	481	14.7	17
6.	Nursing and residential care facilities	623	377	17.1	17
7.	Local, municipal and regional public administration	913	364	15.6	15
8.	Specialty trade contractors	238	357	17.7	17
9.	Ambulatory health care services	621	353	17.9	17
10.	Hospitals	622	303	12.1	15
11.	Food and beverage stores	445	228	15.9	17
12.	Clothing and clothing accessories stores	448	206	16.0	16
13.	Construction of buildings	236	193	17.5	17
14.	Amusement, gambling and recreation industries	713	191	16.9	17
15.	Credit intermediation and related activities	522	188	13.6	15
16.	Health and personal care stores	446	163	17.2	15
17.	Personal and laundry services	812	154	17.2	17
18.	Social assistance	624	134	15.2	17
19.	Motor vehicle and parts dealers	441	125	16.7	17
20.	Accommodation services	721	120	16.6	17
21.	Truck transportation	484	109	21.0	17
22.	Food manufacturing	311	106	18.6	17
23.	Real estate	531	105	17.5	17
24.	Building material and garden equipment and supplies dealers	444	104	11.8	12
25.	General merchandise stores	452	100	18.6	15
26.	Publishing industries (except Internet)	511	99	16.4	15
27.	Miscellaneous store retailers	453	86	16.8	17
28.	Telecommunications	517	84	15.5	15
29.	Fabricated metal product manufacturing	332	73	17.2	17
30.	Repair and maintenance	811	60	16.5	17



TOP HIRING SECTORS (4-DIGIT NAICS CODE)

What sectors are hiring?

TOP HIRING SECTORS (4-DIGIT NAICS CODE)		NAICS	POSTING COUNT ▾	AVG POSTING LENGTH IN DAYS	MEDIAN POSTING LENGTH IN DAYS
1.	Employment services	5613	1,398	17.4	17
2.	Full-service restaurants and limited-service eating places	7225	697	18.2	17
3.	Universities	6113	377	16.5	17
4.	Other local, municipal and regional public administration	9139	359	15.6	15
5.	Agencies, brokerages and other insurance related activities	5242	314	14.5	16
6.	General medical and surgical hospitals	6221	301	12.0	15
7.	Community care facilities for the elderly	6233	256	20.3	17
8.	Services to buildings and dwellings	5617	217	16.4	17
9.	Grocery stores	4451	201	15.4	17
10.	Computer systems design and related services	5415	196	19.2	17
11.	Depository credit intermediation	5221	180	13.7	15
12.	Other amusement and recreation industries	7139	179	17.1	17
13.	Clothing stores	4481	168	15.8	16
14.	Insurance carriers	5241	167	15.2	17
15.	Health and personal care stores	4461	163	17.2	15
16.	Management, scientific and technical consulting services	5416	135	15.7	16
17.	Accounting, tax preparation, bookkeeping and payroll services	5412	120	15.8	17
18.	Offices of dentists	6212	116	16.8	17
19.	Traveller accommodation	7211	114	16.6	17
20.	Building finishing contractors	2383	114	16.8	17
21.	Residential building construction	2361	104	16.7	17
22.	Foundation, structure, and building exterior contractors	2381	101	19.5	17
23.	Other professional, scientific and technical services	5419	99	16.5	17
24.	Building equipment contractors	2382	96	16.4	17
25.	Software publishers	5112	96	16.4	15
26.	Building material and supplies dealers	4441	96	11.4	11
27.	Personal care services	8121	95	17.9	17
28.	Offices of other health practitioners	6213	93	20.3	17
29.	Automobile dealers	4411	90	16.9	17
30.	Non-residential building construction	2362	89	18.5	17



TOP HIRING SECTORS (5-DIGIT NAICS CODE)

What sectors are hiring?

	TOP HIRING SECTORS (5-DIGIT NAICS CODE)	NAICS	POSTING COUNT ▾	AVG POSTING LENGTH IN DAYS	MEDIAN POSTING LENGTH IN DAYS
1.	Employment placement agencies and executive search services	56131	1,398	17.4	17
2.	Full-service restaurants and limited-service eating places	72251	697	18.2	17
3.	Universities	61131	377	16.5	17
4.	Other local, municipal and regional public administration	91391	359	15.6	15
5.	Insurance agencies and brokerages	52421	308	14.4	16
6.	General medical and surgical hospitals	62211	301	12.0	15
7.	Community care facilities for the elderly	62331	256	20.3	17
8.	Computer systems design and related services	54151	196	19.2	17
9.	Supermarkets and other grocery (except convenience) stores	44511	181	15.5	17
10.	Banking	52211	170	13.5	15
11.	Direct life, health and medical insurance carriers	52411	136	15.0	17
12.	Fitness and recreational sports centres	71394	135	16.6	17
13.	Pharmacies and drug stores	44611	120	16.5	15
14.	Accounting, tax preparation, bookkeeping and payroll services	54121	120	15.8	17
15.	Offices of dentists	62121	116	16.8	17
16.	Hotels (except casino hotels) and motels	72111	114	16.6	17
17.	Landscaping services	56173	110	16.4	17
18.	Residential building construction	23611	104	16.7	17
19.	Software publishers	51121	96	16.4	15
20.	Management consulting services	54161	91	16.8	16
21.	Hardware stores	44413	86	10.9	9
22.	New car dealers	44111	85	16.9	17
23.	Wired and wireless telecommunications carriers (except satellite)	51731	81	15.4	15
24.	Family clothing stores	44814	80	15.5	16
25.	Plumbing, heating and air-conditioning contractors	23822	74	16.6	17
26.	Department stores	45211	72	15.2	9
27.	Residential mental health and substance abuse facilities	62322	71	8.3	3
28.	Janitorial services	56172	69	16.4	17
29.	Commercial and institutional building construction	23622	65	19.1	17
30.	Other personal care services	81219	61	19.1	17



TOP HIRING SECTORS (6-DIGIT NAICS CODE)

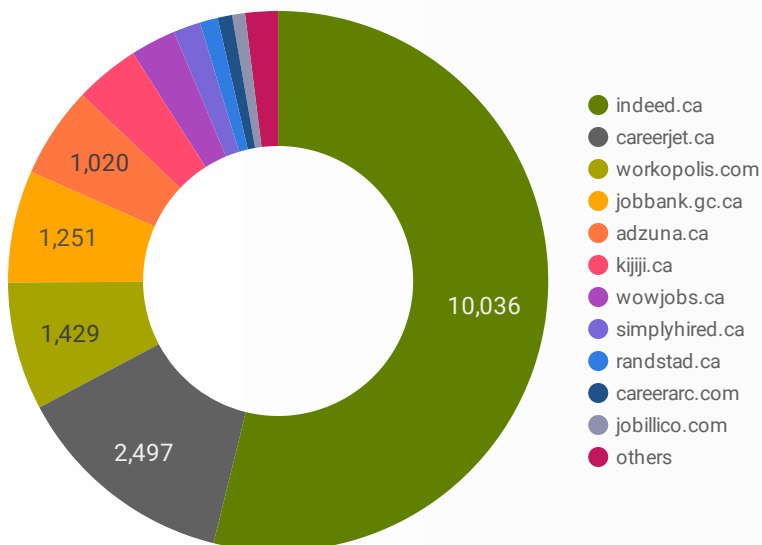
What sectors are hiring?

	TOP HIRING SECTORS (6-DIGIT NAICS CODE)	NAICS	POSTING COUNT ▾	AVG POSTING LENGTH IN DAYS	MEDIAN POSTING LENGTH IN DAYS
1.	Employment placement agencies and executive search services	561310	1,398	17.4	17
2.	Full-service restaurants	722511	431	18.7	17
3.	Universities	611310	377	16.5	17
4.	Other local, municipal and regional public administration	913910	359	15.6	15
5.	Insurance agencies and brokerages	524210	308	14.4	16
6.	General (except paediatric) hospitals	622111	301	12.0	15
7.	Limited-service eating places	722512	266	17.4	17
8.	Community care facilities for the elderly	623310	256	20.3	17
9.	Computer systems design and related services (except video game design and development)	541514	195	19.3	17
10.	Supermarkets and other grocery (except convenience) stores	445110	181	15.5	17
11.	Direct group life, health and medical insurance carriers	524112	136	15.0	17
12.	Fitness and recreational sports centres	713940	135	16.6	17
13.	Corporate and institutional banking industry	522112	126	13.2	15
14.	Pharmacies and drug stores	446110	120	16.5	15
15.	Offices of dentists	621210	116	16.8	17
16.	Offices of accountants	541212	115	15.9	17
17.	Landscaping services	561730	110	16.4	17
18.	Hotels	721111	108	16.6	17
19.	Residential building construction	236110	103	16.6	17
20.	Software publishers (except video game publishers)	511211	92	16.4	15
21.	Hardware stores	444130	86	10.9	9
22.	New car dealers	441110	85	16.9	17
23.	Wired and wireless telecommunications carriers (except satellite)	517310	81	15.4	15
24.	Family clothing stores	448140	80	15.5	16
25.	Plumbing, heating and air-conditioning contractors	238220	74	16.6	17
26.	Department stores	452110	72	15.2	9
27.	Residential substance abuse facilities	623221	71	8.3	3
28.	Commercial and institutional building construction	236220	65	19.1	17
29.	Janitorial services (except window cleaning)	561722	63	16.3	17
30.	Offices of real estate agents and brokers	531210	55	16.5	17



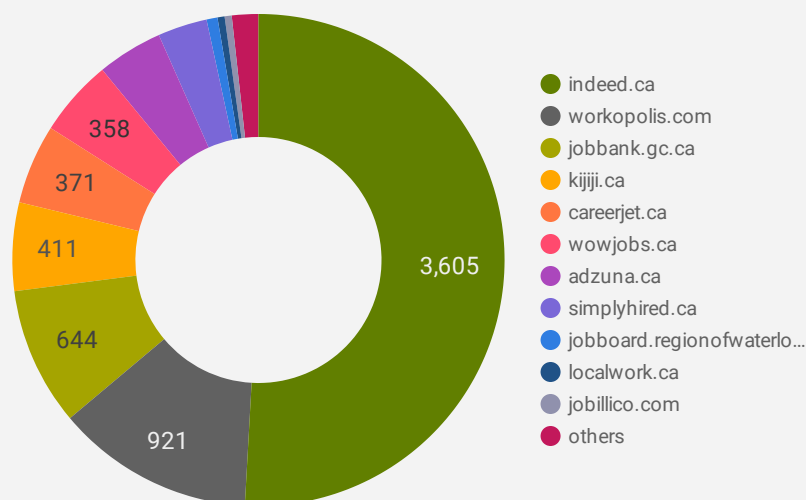
JOB POSTINGS BY JOB BOARD

What share of unique job postings appear on each job board?



COMPANIES BY JOB BOARD

What share of unique job postings appear on each job board?



JOB POSTING DETAILS BY JOB BOARD

How does job posting activity differ by job board?

	JOB BOARD	POSTING COUNT ▾	AVG POSTING LENGTH IN DAYS	MEDIAN POSTING LENGTH IN DAYS	# OF COMPANIES
1.	indeed.ca	10,036	17.2	17	3,605
2.	careerjet.ca	2,497	14.4	9	371
3.	workopolis.com	1,429	15.2	15	921
4.	jobbank.gc.ca	1,251	26.6	16	644
5.	adzuna.ca	1,020	15.2	15	305
6.	kijiji.ca	724	15.2	15	411
7.	wowjobs.ca	506	16.2	16	358
8.	simplyhired.ca	304	16.1	16	230
9.	randstad.ca	201	13.1	10	1
10.	careerarc.com	162	21.2	15	20
11.	jobillico.com	144	21.8	16	33
12.	jobboard.regionofwaterloo.ca	86	87.5	63	51
13.	localwork.ca	45	28.8	31	33
14.	agilec.ca	35	37.1	35	9
15.	network.applytoeducation.com	30	9.9	7	6
16.	www1.communitech.ca	29	31.8	31	8
17.	canadianexecutivesearch.com	25	12.2	10	1