



JOB DEMAND REPORT

JUNE 2021

Job posting data collected by the Workforce Planning Board of Waterloo Wellington Dufferin from job boards and employer websites who recruit candidates in Waterloo Region, Wellington County, Guelph, and Dufferin County.

HIGHLIGHTS

JOB POSTINGS BY THE NUMBERS

TOTAL ACTIVE	NEW THIS MONTH	COMPANIES	JOB BOARDS
14,845	9,803	5,032	33

OF DAYS POSTED

AVERAGE	MEDIAN
17.9	17

REPORT BUILDER

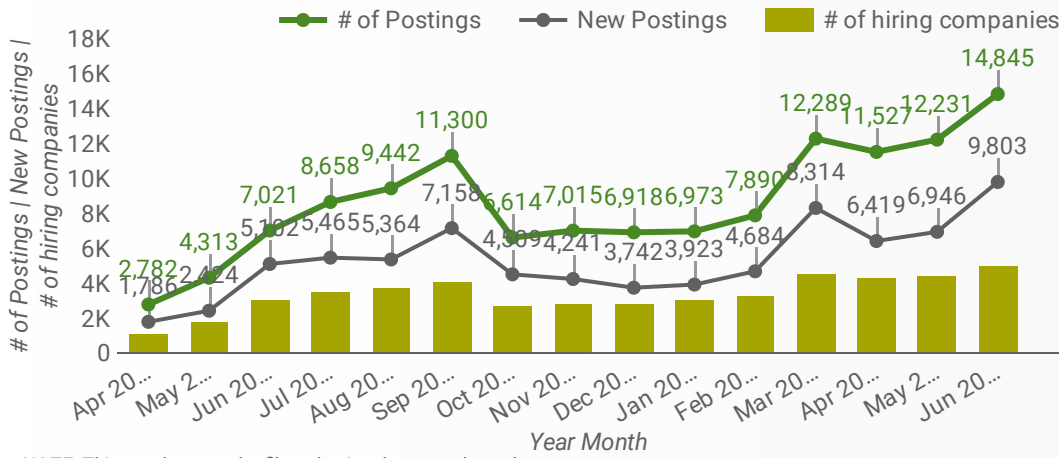
The default filter selection below will show all job demand data for the month. You can use the filters to create a customized report for the purpose of understanding a subset of the data.

MUNICIPALITY	REGION	JOB TYPE
JOB DURATION	ADDITIONAL LANGUA...	QUICK FIND
JOB BOARD	SKILL LEVEL	
SKILL TYPE NAME / 1-DIGIT NATIONAL OCCUPATIONAL CLASSIFICATION CODE		
MAJOR GROUP / 2-DIGIT NATIONAL OCCUPATIONAL CLASSIFICATION CODE		
MINOR GROUP / 3-DIGIT NATIONAL OCCUPATIONAL CLASSIFICATION CODE		
UNIT GROUP / 4-DIGIT NATIONAL OCCUPATIONAL CLASSIFICATION CODE		
COMPANY OR EMPLOYMENT AGENCY		



JOB POSTINGS BY MONTH

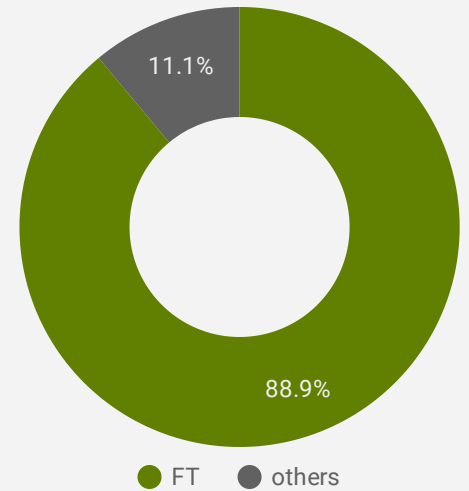
How many job postings were active for at least 1 day this month?



NOTE: This graph cannot be filtered using the controls on the cover page

JOB TYPE

Full-time vs Part-time



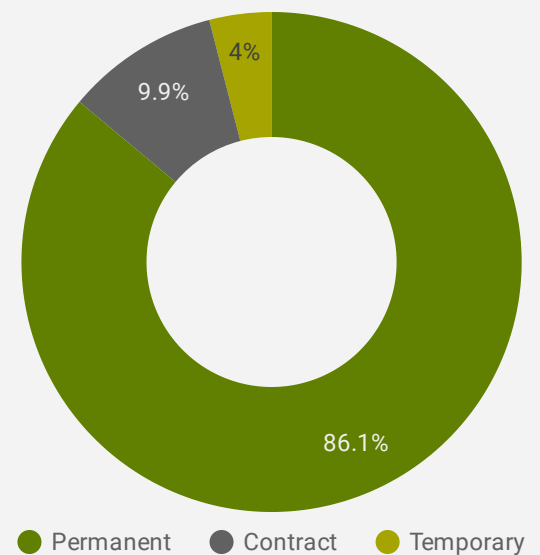
JOB POSTINGS BY REGION

Where are job opportunities being offered?

	MUNICIPALITY	POSTING COUNT	AVG POSTING LENGTH IN DAYS	MEDIAN POSTING LENGTH IN DAYS
1.	City of Kitchener	3,640	17.5	17
2.	City of Guelph	2,990	18.5	17
3.	City of Cambridge	2,840	17.7	17
4.	City of Waterloo	2,602	18.2	17
5.	Town of Orangeville	690	17.7	17
6.	Woolwich Township	345	17.6	17
7.	Township of Centre Wellington	312	18.1	17
8.	Township of North Dumfries	182	19.6	17

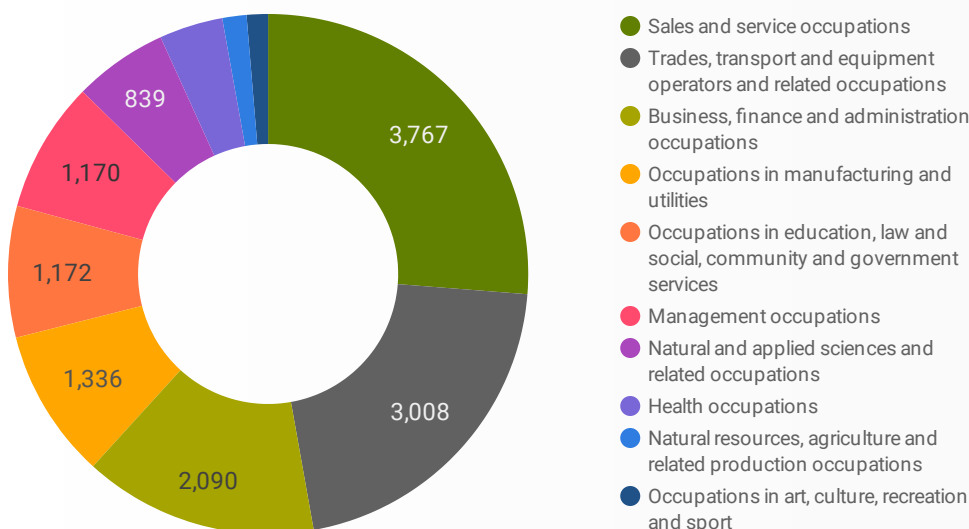
JOB DURATION

Permanency of jobs posted



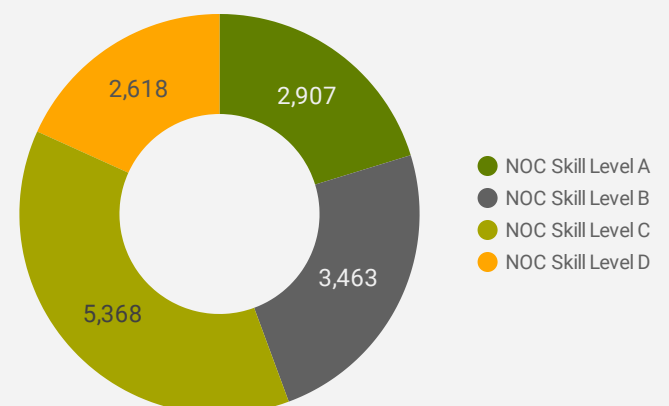
JOB POSTINGS BY SKILL TYPE

What skill type is being recruited?



JOB POSTINGS BY SKILL LEVEL

What education do occupations typically require?



Skill Level A = Usually University education | Skill Level B = Usually College education or Apprenticeship training | Skill Level C = Usually Secondary education or occupation-specific training | Skill Level D = Usually on-the-job training



TOP OCCUPATIONS

What kind of jobs are in-demand?

	4 DIGIT NOC NAME	POSTINGS COUNT
1.	Other labourers in processing, manufacturing and utilities	964
2.	Material handlers	902
3.	Retail salespersons	755
4.	Other customer and information services representatives	631
5.	Cooks	374
6.	Transport truck drivers	370
7.	Home support workers, housekeepers and related occupations	343
8.	Food counter attendants, kitchen helpers and related support occupations	316
9.	Construction trades helpers and labourers	275
10.	Delivery and courier service drivers	259
11.	Computer network technicians	224
12.	Retail and wholesale trade managers	224
13.	Administrative officers	220
14.	Administrative assistants	197
15.	Light duty cleaners	196
16.	Other business services managers	178
17.	Business development officers and marketing researchers and consultants	177
18.	Food and beverage servers	172
19.	Other financial officers	162
20.	Landscaping and grounds maintenance labourers	149
21.	Professional occupations in advertising, marketing and public relations	140
22.	Banking, insurance and other financial clerks	128
23.	Receptionists	126
24.	Sales and account representatives - wholesale trade (non-technical)	123
25.	Labourers in food and beverage processing	114
26.	Shippers and receivers	113
27.	Carpenters	110
28.	Janitors, caretakers and building superintendents	110
29.	Cashiers	109

TOP EMPLOYERS/AGENCIES

Who is hiring?

	COMPANY	POSTINGS COUNT
1.	Kijiji Jobs	274
2.	Randstad	251
3.	Randstad Canada	148
4.	University of Waterloo	143
5.	Amazon	114
6.	WATERLOO REGION DISTRICT SCHOOL BOARD	114
7.	Sun Life Financial	100
8.	OpenText	97
9.	Manpower	90
10.	Home Depot Canada	79
11.	Lowe's	62
12.	Linamar Corp	60
13.	Dean Group	55
14.	Manulife	54
15.	BDO	53
16.	Grand River Hospital	51
17.	Shoppers Drug Mart	50
18.	The Economical Insurance Group	47
19.	Express Employment Professionals	47
20.	401 Auto	46
21.	Upper Grand District School Board	44
22.	Loblaw Companies Limited	43
23.	Recipe Unlimited Corporation	41
24.	AES Better Jobs	41
25.	ATS Automation Tooling Systems Inc.	40
26.	PeopleReady	40
27.	Aerotek	38
28.	Chartwell Retirement	36



OCCUPATIONS BY FREQUENCY & LENGTH OF JOB POSTINGS

What jobs are hard to fill and/or in-demand?

	4 DIGIT NOC	4 DIGIT NOC NAME	SKILL LEVEL	POSTING COUNT	AVG POSTING LENGTH IN DAYS	MEDIAN POSTING LENGTH IN DAYS
1.	9619	Other labourers in processing, manufacturing and utilities	NOC Skill Level D	964	18.1	17
2.	7452	Material handlers	NOC Skill Level C	902	16.3	17
3.	6421	Retail salespersons	NOC Skill Level C	755	16.8	17
4.	6552	Other customer and information services representatives	NOC Skill Level C	631	16.6	17
5.	6322	Cooks	NOC Skill Level B	374	19.4	17
6.	7511	Transport truck drivers	NOC Skill Level C	370	20.6	17
7.	4412	Home support workers, housekeepers and related occupations	NOC Skill Level C	343	19.1	17
8.	6711	Food counter attendants, kitchen helpers and related support occupations	NOC Skill Level D	316	17.0	17
9.	7611	Construction trades helpers and labourers	NOC Skill Level D	275	16.8	17
10.	7514	Delivery and courier service drivers	NOC Skill Level C	259	16.4	16
11.	2281	Computer network technicians	NOC Skill Level B	224	17.8	17
12.	621	Retail and wholesale trade managers	NOC Skill Level A	224	18.1	17
13.	1221	Administrative officers	NOC Skill Level B	220	17.0	17
14.	1241	Administrative assistants	NOC Skill Level B	197	17.9	17
15.	6731	Light duty cleaners	NOC Skill Level D	196	19.2	17
16.	125	Other business services managers	NOC Skill Level A	178	17.1	17
17.	4163	Business development officers and marketing researchers and consultants	NOC Skill Level A	177	16.9	17
18.	6513	Food and beverage servers	NOC Skill Level C	172	17.2	17
19.	1114	Other financial officers	NOC Skill Level A	162	18.0	17
20.	8612	Landscaping and grounds maintenance labourers	NOC Skill Level D	149	20.0	17
21.	1123	Professional occupations in advertising, marketing and public relations	NOC Skill Level A	140	17.8	17
22.	1434	Banking, insurance and other financial clerks	NOC Skill Level C	128	17.7	17
23.	1414	Receptionists	NOC Skill Level C	126	16.4	17
24.	6411	Sales and account representatives - wholesale trade (non-technical)	NOC Skill Level C	123	17.2	17
25.	9617	Labourers in food and beverage processing	NOC Skill Level D	114	19.1	17
26.	1521	Shippers and receivers	NOC Skill Level C	113	19.2	17
27.	7271	Carpenters	NOC Skill Level B	110	19.2	17
28.	6733	Janitors, caretakers and building superintendents	NOC Skill Level D	110	17.7	17



JOB POSTINGS BY 3-DIGIT NATIONAL OCCUPATION CLASSIFICATION

What jobs are hard to fill and/or in-demand?

	3 DIGIT NOC	3 DIGIT NOC NAME	SKILL LEVEL	POSTING COUNT	AVG POSTING LENGTH IN DAYS	MEDIAN POSTING LENGTH IN DAYS
1.	961	Labourers in processing, manufacturing and utilities	NOC Skill Level D	1,100	18.2	17
2.	745	Longshore workers and material handlers	NOC Skill Level C	902	16.3	17
3.	642	Retail salespersons	NOC Skill Level C	755	16.8	17
4.	655	Customer and information services representatives	NOC Skill Level C	649	16.5	17
5.	751	Motor vehicle and transit drivers	NOC Skill Level C	647	19.0	17
6.	632	Chefs and cooks	NOC Skill Level B	418	19.1	17
7.	122	Administrative and regulatory occupations	NOC Skill Level B	388	17.0	17
8.	441	Home care providers and educational support occupations	NOC Skill Level C	368	20.4	17
9.	673	Cleaners	NOC Skill Level D	356	18.7	17
10.	671	Food counter attendants, kitchen helpers and related support occupations	NOC Skill Level D	316	17.0	17
11.	012	Senior managers - construction, transportation, production and utilities	NOC Skill Level A	297	17.2	17

1 - 50 / 133 < >

JOB POSTINGS BY 2-DIGIT NATIONAL OCCUPATION CLASSIFICATION

What jobs are hard to fill and/or in-demand?

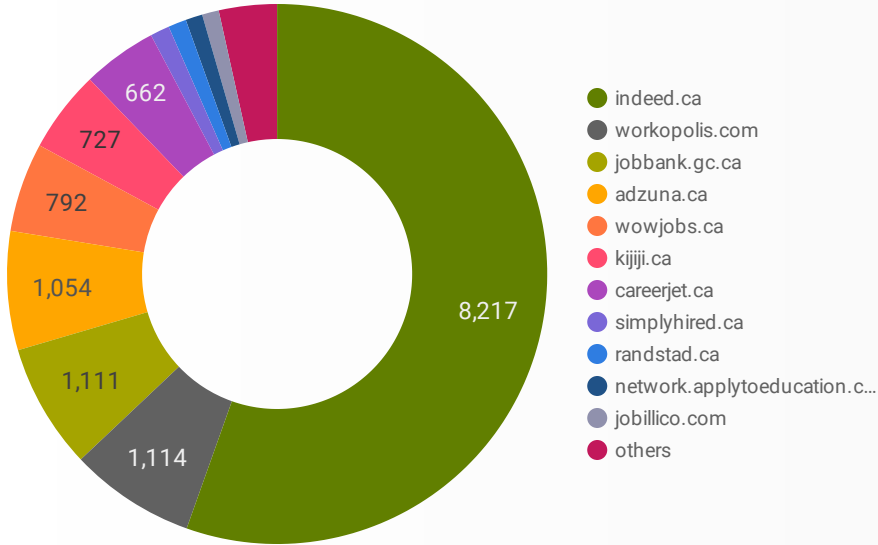
	2 DIGIT NOC	2 DIGIT NOC NAME	SKILL LEVEL	POSTING COUNT	AVG POSTING LENGTH IN DAYS	MEDIAN POSTING LENGTH IN DAYS
1.	65	Service representatives and other customer and personal services occupations	NOC Skill Level C	1,137	17.0	17
2.	96	Labourers in processing, manufacturing and utilities	NOC Skill Level D	1,100	18.2	17
3.	74	Other installers, repairers and servicers and material handlers	NOC Skill Level C	1,004	16.6	17
4.	64	Sales representatives and salespersons - wholesale and retail trade	NOC Skill Level C	878	16.9	17
5.	75	Transport and heavy equipment operation and related maintenance occupations	NOC Skill Level C	724	19.0	17
6.	67	Service support and other service occupations, n.e.c.	NOC Skill Level D	686	17.9	17
7.	12	Administrative and financial supervisors and administrative occupations	NOC Skill Level B	682	17.3	17
8.	72	Industrial, electrical and construction trades	NOC Skill Level B	680	19.2	17
9.	63	Service supervisors and specialized service occupations	NOC Skill Level B	583	20.2	17
10.	14	Office support occupations	NOC Skill Level C	531	16.9	17
11.	01	Senior managers - construction, transportation, production and utilities	NOC Skill Level A	503	18.6	17

1 - 44 / 44 < >



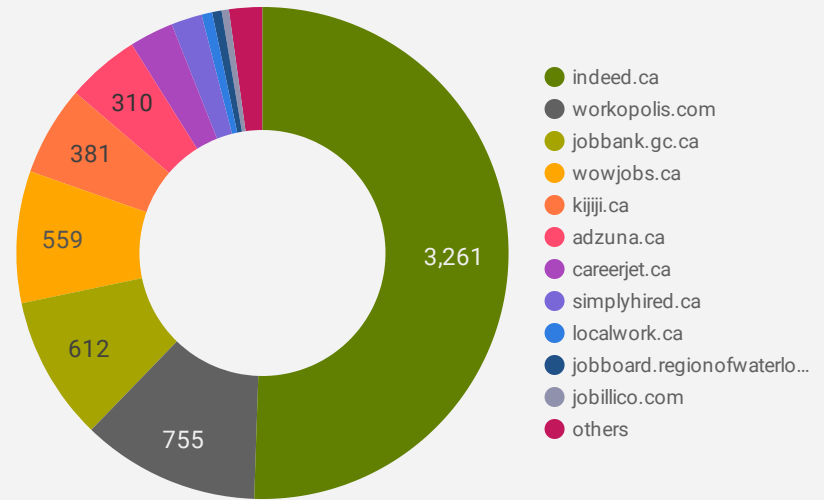
JOB POSTINGS BY JOB BOARD

What share of unique job postings appear on each job board?



COMPANIES BY JOB BOARD

What share of unique job postings appear on each job board?



JOB POSTING DETAILS BY JOB BOARD

How does job posting activity differ by job board?

	JOB BOARD	POSTING COUNT	AVG POSTING LENGTH IN DAYS	MEDIAN POSTING LENGTH IN DAYS	# OF COMPANIES
1.	indeed.ca	8,217	17.2	17	3,261
2.	workopolis.com	1,114	15.2	15	755
3.	jobbank.gc.ca	1,111	30.6	18	612
4.	adzuna.ca	1,054	15.2	15	310
5.	wowjobs.ca	792	16.2	16	559
6.	kijiji.ca	727	15.2	15	381
7.	careerjet.ca	662	22.3	18	187
8.	simplyhired.ca	171	15.7	16	131
9.	randstad.ca	161	16.2	16	1
10.	network.applytoeducation.com	150	5.2	5	4
11.	jobillico.com	149	12.9	8	31
12.	careerarc.com	129	20.9	17	21
13.	jobboard.regionofwaterloo.ca	75	47.1	32	40
14.	localwork.ca	64	32.2	31	45
15.	agilec.ca	47	33.0	34	12
16.	careerbuilder.ca	40	23.7	29	18
17.	www1.communitech.ca	29	30.4	31	13