



Workforce Planning Board of Waterloo Wellington Dufferin

JOB DEMAND REPORT MAY 2021

Job posting data collected by the Workforce Planning Board of Waterloo Wellington Dufferin from job boards and employer websites who recruit candidates in Waterloo Region, Wellington County, Guelph, and Dufferin County.

HIGHLIGHTS

JOB POSTINGS BY THE NUMBERS

TOTAL ACTIVE	NEW THIS MONTH	COMPANIES	JOB BOARDS
12,231	6,946	4,474	33

OF DAYS POSTED

AVERAGE	MEDIAN
18.1	17

REPORT BUILDER

The default filter selection below will show all job demand data for the month. You can use the filters to create a customized report for the purpose of understanding a subset of the data.

MUNICIPALITY	REGION	JOB TYPE
JOB DURATION	ADDITIONAL LANGUA...	QUICK FIND
JOB BOARD	SKILL LEVEL	
SKILL TYPE NAME / 1-DIGIT NATIONAL OCCUPATIONAL CLASSIFICATION CODE		
MAJOR GROUP / 2-DIGIT NATIONAL OCCUPATIONAL CLASSIFICATION CODE		
MINOR GROUP / 3-DIGIT NATIONAL OCCUPATIONAL CLASSIFICATION CODE		
UNIT GROUP / 4-DIGIT NATIONAL OCCUPATIONAL CLASSIFICATION CODE		
COMPANY OR EMPLOYMENT AGENCY		

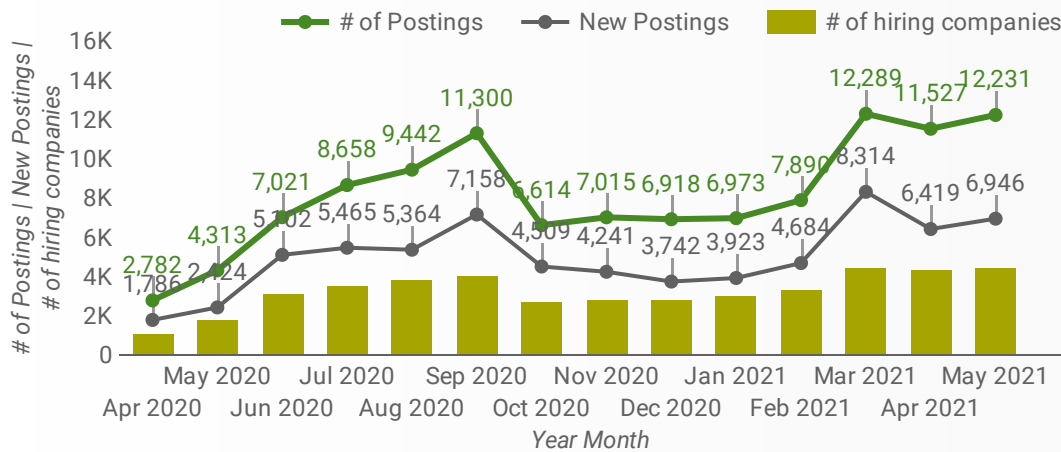


This project is funded in part by the
Government of Canada and the
Government of Ontario



JOB POSTINGS BY MONTH

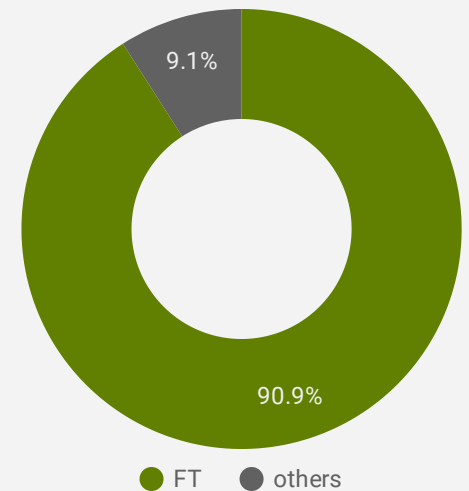
How many job postings were active for at least 1 day this month?



NOTE: This graph cannot be filtered using the controls on the cover page

JOB TYPE

Full-time vs Part-time



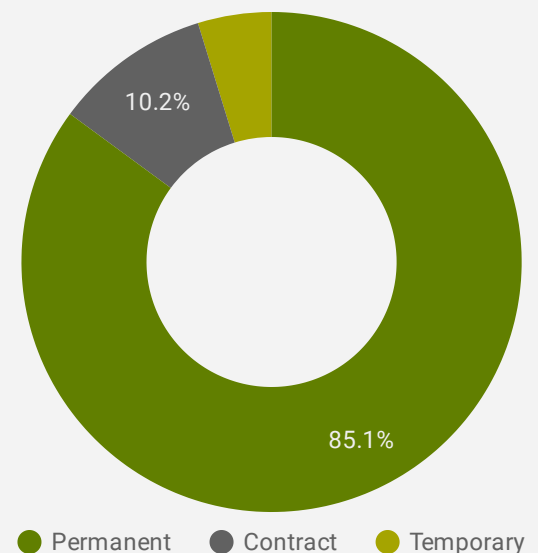
JOB POSTINGS BY REGION

Where are job opportunities being offered?

	MUNICIPALITY	POSTING COUNT	AVG POSTING LENGTH IN DAYS	MEDIAN POSTING LENGTH IN DAYS
1.	City of Kitchener	3,182	18.2	17
2.	City of Guelph	2,377	18.6	17
3.	City of Cambridge	2,233	17.8	17
4.	City of Waterloo	2,087	17.6	17
5.	Town of Orangeville	528	18.3	17
6.	Township of Centre Wellington	322	19.4	17
7.	Woolwich Township	275	17.9	17
8.	Township of North Dumfries	174	18.0	17

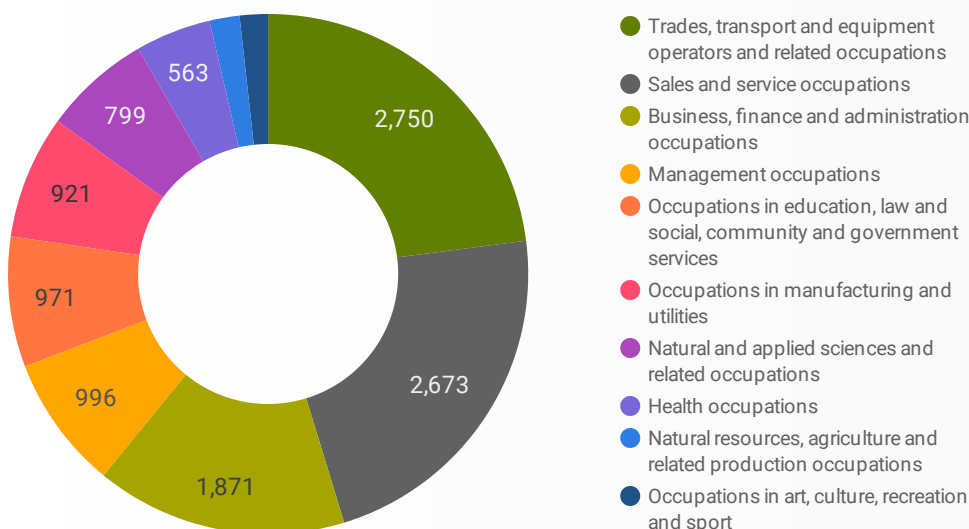
JOB DURATION

Permanency of jobs posted



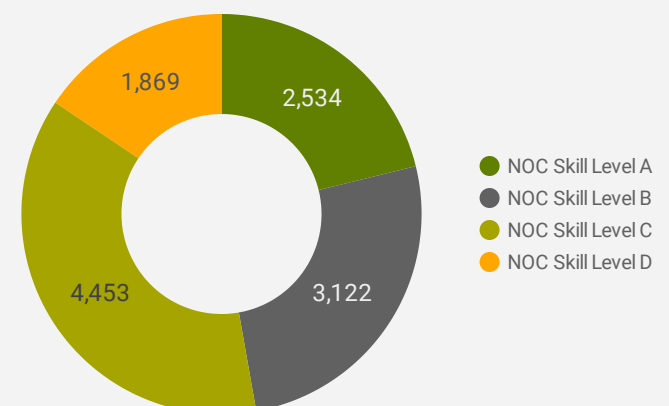
JOB POSTINGS BY SKILL TYPE

What skill type is being recruited?



JOB POSTINGS BY SKILL LEVEL

What education do occupations typically require?



Skill Level A = Usually University education | Skill Level B = Usually College education or Apprenticeship training | Skill Level C = Usually Secondary education or occupation-specific training | Skill Level D = Usually on-the-job training



TOP OCCUPATIONS

What kind of jobs are in-demand?

	4 DIGIT NOC NAME	POSTINGS COUNT ▾
1.	Material handlers	773
2.	Other labourers in processing, manufacturing and utilities	572
3.	Other customer and information services representatives	552
4.	Retail salespersons	493
5.	Home support workers, housekeepers and related occupations	325
6.	Transport truck drivers	300
7.	Delivery and courier service drivers	262
8.	Construction trades helpers and labourers	222
9.	Cooks	211
10.	Administrative assistants	207
11.	Light duty cleaners	185
12.	Administrative officers	159
13.	Retail and wholesale trade managers	151
14.	Computer network technicians	148
15.	Other financial officers	146
16.	Landscaping and grounds maintenance labourers	136
17.	Shippers and receivers	133
18.	Professional occupations in advertising, marketing and public relations	133
19.	Food counter attendants, kitchen helpers and related support occupations	130
20.	Receptionists	123
21.	Carpenters	117
22.	Other business services managers	109
23.	Business development officers and marketing researchers and consultants	104
24.	Janitors, caretakers and building superintendents	103
25.	Other sales related occupations	95
26.	Store shelf stockers, clerks and order fillers	92
27.	Accounting and related clerks	90
28.	Social workers	86
29.	Welders and related machine operators	84

TOP EMPLOYERS/AGENCIES

Who is hiring?

	COMPANY	POSTINGS COUNT ▾
1.	Kijiji Jobs	293
2.	Randstad	216
3.	Amazon	140
4.	Sun Life Financial	110
5.	Home Depot Canada	95
6.	OpenText	76
7.	University of Waterloo	72
8.	Dean Group	65
9.	SykesHome	62
10.	Randstad Canada	59
11.	The Economical Insurance Group	59
12.	Manulife	49
13.	ATS Automation	48
14.	Cambridge Memorial Hospital	47
15.	Lowe's	46
16.	401 Auto	43
17.	Grand River Hospital	43
18.	Express Employment Professionals	39
19.	Loblaw Companies Limited	38
20.	ATS Automation Tooling Systems Inc.	36
21.	The Home Depot Canada	36
22.	Economical Insurance	35
23.	Tri-County Mennonite Homes	34
24.	Loblaw	34
25.	Davidson Contract Services	34
26.	Scotiabank	33
27.	Linamar Corp	33
28.	WATERLOO REGION	33



OCCUPATIONS BY FREQUENCY & LENGTH OF JOB POSTINGS

What jobs are hard to fill and/or in-demand?

	4 DIGIT NOC	4 DIGIT NOC NAME	SKILL LEVEL	POSTING COUNT ▾	AVG POSTING LENGTH IN DAYS	MEDIAN POSTING LENGTH IN DAYS
1.	7452	Material handlers	NOC Skill Level C	773	16.4	17
2.	9619	Other labourers in processing, manufacturing and utilities	NOC Skill Level D	572	18.8	17
3.	6552	Other customer and information services representatives	NOC Skill Level C	552	14.9	17
4.	6421	Retail salespersons	NOC Skill Level C	493	17.1	17
5.	4412	Home support workers, housekeepers and related occupations	NOC Skill Level C	325	21.6	17
6.	7511	Transport truck drivers	NOC Skill Level C	300	19.0	17
7.	7514	Delivery and courier service drivers	NOC Skill Level C	262	18.0	17
8.	7611	Construction trades helpers and labourers	NOC Skill Level D	222	17.8	17
9.	6322	Cooks	NOC Skill Level B	211	20.3	17
10.	1241	Administrative assistants	NOC Skill Level B	207	18.5	17
11.	6731	Light duty cleaners	NOC Skill Level D	185	18.2	17
12.	1221	Administrative officers	NOC Skill Level B	159	17.2	17
13.	621	Retail and wholesale trade managers	NOC Skill Level A	151	16.8	17
14.	2281	Computer network technicians	NOC Skill Level B	148	16.9	17
15.	1114	Other financial officers	NOC Skill Level A	146	16.9	17
16.	8612	Landscaping and grounds maintenance labourers	NOC Skill Level D	136	18.7	17
17.	1521	Shippers and receivers	NOC Skill Level C	133	17.3	17
18.	1123	Professional occupations in advertising, marketing and public relations	NOC Skill Level A	133	18.8	17
19.	6711	Food counter attendants, kitchen helpers and related support occupations	NOC Skill Level D	130	16.9	17
20.	1414	Receptionists	NOC Skill Level C	123	16.3	17
21.	7271	Carpenters	NOC Skill Level B	117	18.4	17
22.	125	Other business services managers	NOC Skill Level A	109	17.0	17
23.	4163	Business development officers and marketing researchers and consultants	NOC Skill Level A	104	19.0	17
24.	6733	Janitors, caretakers and building superintendents	NOC Skill Level D	103	17.7	17
25.	6623	Other sales related occupations	NOC Skill Level D	95	17.6	17
26.	6622	Store shelf stockers, clerks and order fillers	NOC Skill Level D	92	12.6	16
27.	1431	Accounting and related clerks	NOC Skill Level C	90	16.8	17
28.	4152	Social workers	NOC Skill Level A	86	17.5	17
29.	7237	Welders and related machine operators	NOC Skill Level B	84	21.0	17



JOB POSTINGS BY 3-DIGIT NATIONAL OCCUPATION CLASSIFICATION

What jobs are hard to fill and/or in-demand?

	3 DIGIT NOC	3 DIGIT NOC NAME	SKILL LEVEL	POSTING COUNT ▾	AVG POSTING LENGTH IN DAYS	MEDIAN POSTING LENGTH IN DAYS
1.	745	Longshore workers and material handlers	NOC Skill Level C	773	16.4	17
2.	961	Labourers in processing, manufacturing and utilities	NOC Skill Level D	665	18.7	17
3.	655	Customer and information services representatives	NOC Skill Level C	584	15.1	17
4.	751	Motor vehicle and transit drivers	NOC Skill Level C	581	18.5	17
5.	642	Retail salespersons	NOC Skill Level C	493	17.1	17
6.	441	Home care providers and educational support occupations	NOC Skill Level C	376	22.8	17
7.	673	Cleaners	NOC Skill Level D	354	18.9	17
8.	122	Administrative and regulatory occupations	NOC Skill Level B	307	17.6	17
9.	152	Supply chain logistics, tracking and scheduling co-ordination occupations	NOC Skill Level C	257	17.4	17
10.	124	Office administrative assistants - general, legal and medical	NOC Skill Level B	254	18.2	17
11.	632	Chefs and cooks	NOC Skill Level B	240	21.1	17
					1 - 50 / 135	< >

JOB POSTINGS BY 2-DIGIT NATIONAL OCCUPATION CLASSIFICATION

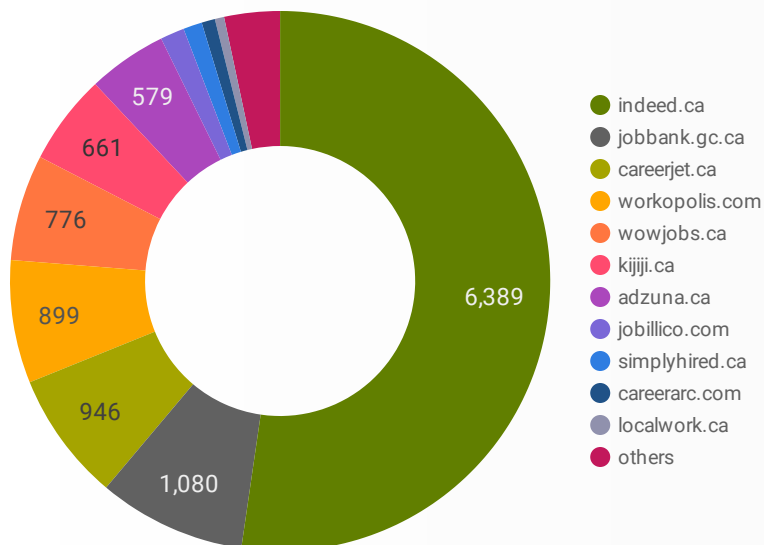
What jobs are hard to fill and/or in-demand?

	2 DIGIT NOC	2 DIGIT NOC NAME	SKILL LEVEL	POSTING COUNT ▾	AVG POSTING LENGTH IN DAYS	MEDIAN POSTING LENGTH IN DAYS
1.	74	Other installers, repairers and servicers and material handlers	NOC Skill Level C	857	16.7	17
2.	65	Service representatives and other customer and personal services occupations	NOC Skill Level C	822	15.6	17
3.	72	Industrial, electrical and construction trades	NOC Skill Level B	713	19.4	17
4.	75	Transport and heavy equipment operation and related maintenance occupations	NOC Skill Level C	670	18.3	17
5.	96	Labourers in processing, manufacturing and utilities	NOC Skill Level D	665	18.7	17
6.	12	Administrative and financial supervisors and administrative occupations	NOC Skill Level B	607	17.8	17
7.	64	Sales representatives and salespersons - wholesale and retail trade	NOC Skill Level C	549	17.2	17
8.	67	Service support and other service occupations, n.e.c.	NOC Skill Level D	499	18.6	17
9.	11	Professional occupations in business and finance	NOC Skill Level A	441	17.7	17
10.	14	Office support occupations	NOC Skill Level C	419	17.2	17
11.	21	Professional occupations in natural and applied sciences	NOC Skill Level A	409	16.9	16
					1 - 45 / 45	< >



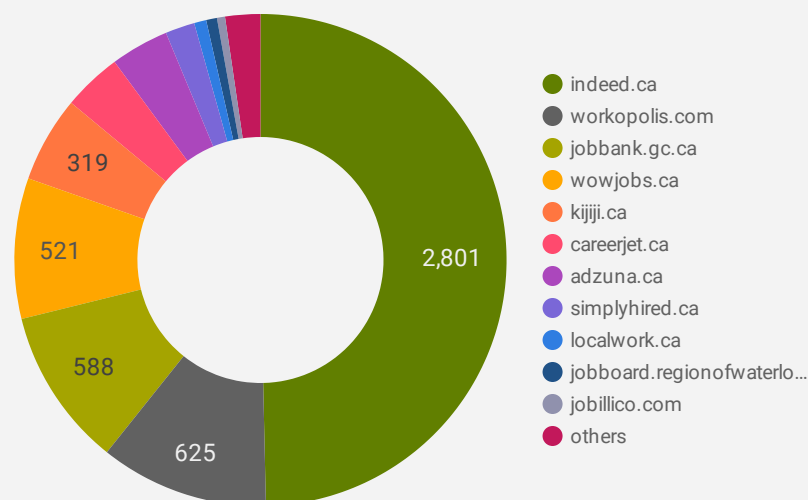
JOB POSTINGS BY JOB BOARD

What share of unique job postings appear on each job board?



COMPANIES BY JOB BOARD

What share of unique job postings appear on each job board?



JOB POSTING DETAILS BY JOB BOARD

How does job posting activity differ by job board?

	JOB BOARD	POSTING COUNT ▾	AVG POSTING LENGTH IN DAYS	MEDIAN POSTING LENGTH IN DAYS	# OF COMPANIES
1.	indeed.ca	6,389	17.1	17	2,801
2.	jobbank.gc.ca	1,080	28.9	17	588
3.	careerjet.ca	946	15.6	13	218
4.	workopolis.com	899	15.9	15	625
5.	wowjobs.ca	776	16.0	16	521
6.	kijiji.ca	661	15.4	15	319
7.	adzuna.ca	579	15.0	15	216
8.	jobillico.com	176	16.7	8	30
9.	simplyhired.ca	138	15.8	16	109
10.	careerarc.com	98	24.9	20	19
11.	jobboard.regionofwaterloo.ca	68	111.0	94	40
12.	localwork.ca	68	32.9	31	45
13.	network.applytoeducation.com	62	8.9	5	4
14.	randstad.ca	59	25.7	31	1
15.	agilec.ca	43	40.2	42	16
16.	careerbuilder.ca	34	19.2	18	12
17.	www1.communitech.ca	21	28.4	31	14