



Workforce Planning Board of Waterloo Wellington Dufferin

JOB DEMAND REPORT

APRIL 2021

Job posting data collected by the Workforce Planning Board of Waterloo Wellington Dufferin from job boards and employer websites who recruit candidates in Waterloo Region, Wellington County, Guelph, and Dufferin County.

HIGHLIGHTS

JOB POSTINGS BY THE NUMBERS

TOTAL ACTIVE	NEW THIS MONTH	COMPANIES	JOB BOARDS
11,527	6,419	4,354	30

OF DAYS POSTED

AVERAGE	MEDIAN
17.1	17

REPORT BUILDER

The default filter selection below will show all job demand data for the month. You can use the filters to create a customized report for the purpose of understanding a subset of the data.

MUNICIPALITY	REGION	JOB TYPE
JOB DURATION	ADDITIONAL LANGUA...	QUICK FIND
JOB BOARD	SKILL LEVEL	
SKILL TYPE NAME / 1-DIGIT NATIONAL OCCUPATIONAL CLASSIFICATION CODE		
MAJOR GROUP / 2-DIGIT NATIONAL OCCUPATIONAL CLASSIFICATION CODE		
MINOR GROUP / 3-DIGIT NATIONAL OCCUPATIONAL CLASSIFICATION CODE		
UNIT GROUP / 4-DIGIT NATIONAL OCCUPATIONAL CLASSIFICATION CODE		
COMPANY OR EMPLOYMENT AGENCY		

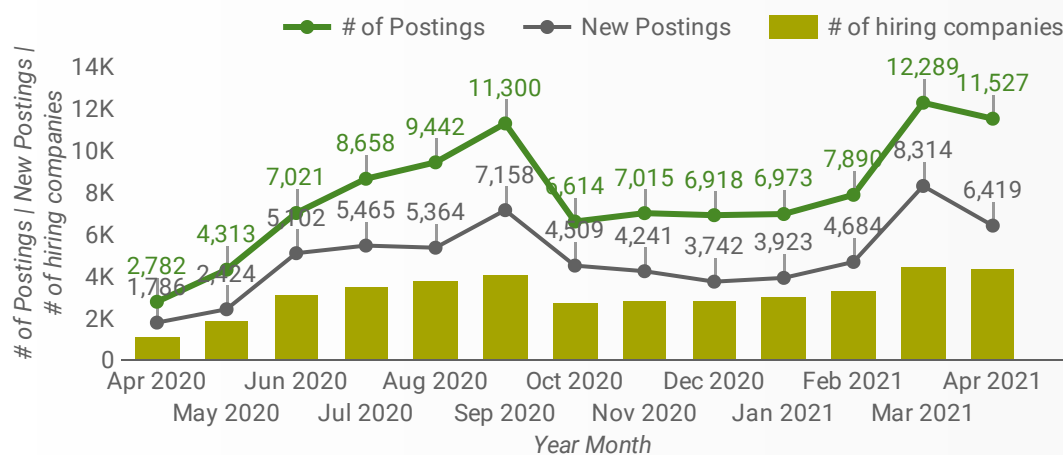


This project is funded in part by the
Government of Canada and the
Government of Ontario



JOB POSTINGS BY MONTH

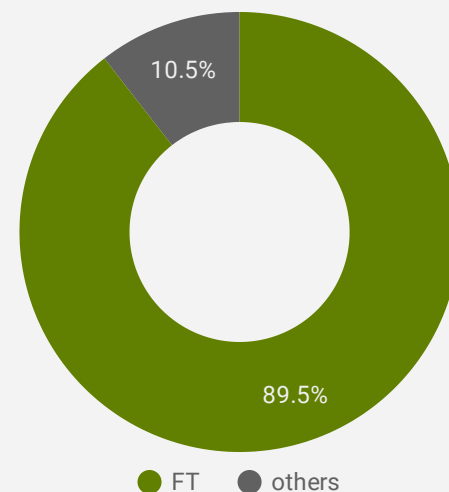
How many job postings were active for at least 1 day this month?



NOTE: This graph cannot be filtered using the controls on the cover page

JOB TYPE

Full-time vs Part-time



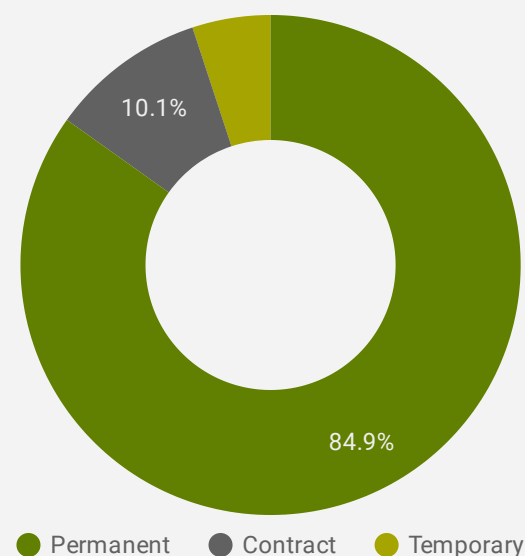
JOB POSTINGS BY REGION

Where are job opportunities being offered?

	MUNICIPALITY	POSTING COUNT	AVG POSTING LENGTH IN DAYS	MEDIAN POSTING LENGTH IN DAYS
1.	City of Kitchener	2,799	16.8	17
2.	City of Guelph	2,472	18.1	17
3.	City of Cambridge	1,967	17.1	17
4.	City of Waterloo	1,908	16.6	17
5.	Town of Orangeville	576	17.0	16
6.	Township of Centre Wellington	356	16.6	17
7.	Woolwich Township	248	15.2	17
8.	Township of North Dumfries	159	16.1	17

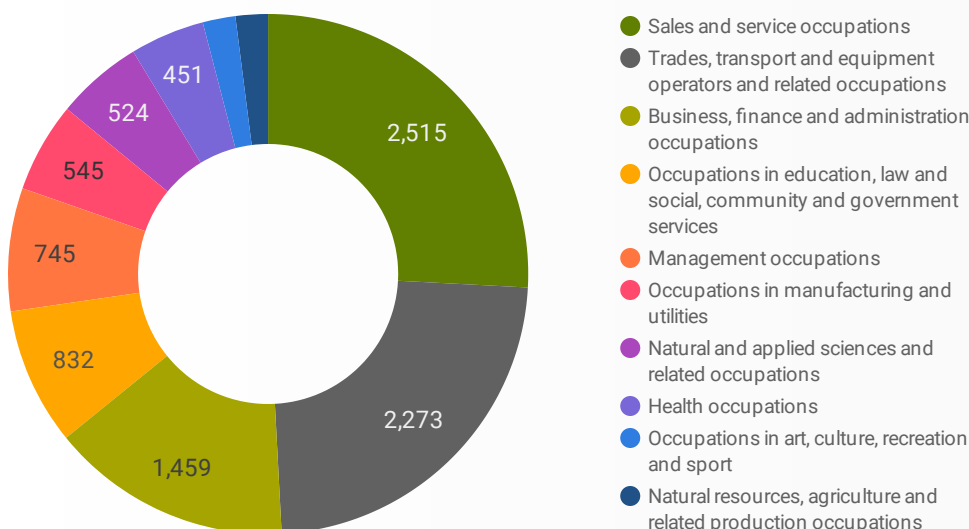
JOB DURATION

Permanency of jobs posted



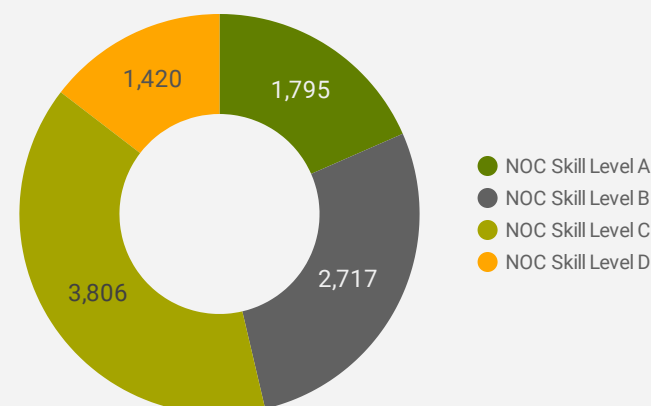
JOB POSTINGS BY SKILL TYPE

What skill type is being recruited?



JOB POSTINGS BY SKILL LEVEL

What education do occupations typically require?



Skill Level A = Usually University education | Skill Level B = Usually College education or Apprenticeship training | Skill Level C = Usually Secondary education or occupation-specific training | Skill Level D = Usually on-the-job training



TOP OCCUPATIONS

What kind of jobs are in-demand?

	4 DIGIT NOC NAME	POSTINGS COUNT ▾
1.	Material handlers	589
2.	Retail salespersons	471
3.	Other customer and information services representatives	406
4.	Home support workers, housekeepers and related occupations	329
5.	Transport truck drivers	262
6.	Other labourers in processing, manufacturing and utilities	260
7.	Delivery and courier service drivers	225
8.	Cooks	224
9.	Administrative assistants	214
10.	Light duty cleaners	197
11.	Construction trades helpers and labourers	168
12.	Food counter attendants, kitchen helpers and related support occupations	154
13.	Carpenters	140
14.	Retail and wholesale trade managers	136
15.	Receptionists	126
16.	Landscaping and grounds maintenance labourers	114
17.	Shippers and receivers	110
18.	Store shelf stockers, clerks and order fillers	105
19.	Janitors, caretakers and building superintendents	101
20.	Food and beverage servers	92
21.	Other financial officers	91
22.	Administrative officers	90
23.	Residential and commercial installers and servicers	87
24.	Cashiers	86
25.	Professional occupations in advertising, marketing and public relations	85
26.	Accounting and related clerks	69
27.	Business development officers and marketing researchers and consultants	69
28.	Home child care providers	68
29.	Landscape and horticulture technicians and specialists	64

TOP EMPLOYERS/AGENCIES

Who is hiring?

	COMPANY	POSTINGS COUNT ▾
1.	Kijiji Jobs	449
2.	CareerJet	230
3.	Home Depot Canada	131
4.	Amazon	129
5.	Randstad Canada	105
6.	Sun Life Financial	79
7.	Randstad	78
8.	WATERLOO REGION DISTRICT SCHOOL BOARD	65
9.	OpenText	65
10.	Lowe's	61
11.	University of Waterloo	58
12.	Grand River Hospital	55
13.	Dean Group	48
14.	The Economical Insurance Group	48
15.	The Home Depot Canada	44
16.	401 Auto	40
17.	Linamar Corp	40
18.	Revera Inc.	38
19.	Brulis	34
20.	CarePartners	34
21.	Shoppers Drug Mart	34
22.	Manulife	33
23.	Upper Grand District School Board	32
24.	St. Mary's General Hospital	32
25.	ATS Automation Tooling Systems Inc.	31
26.	Majorel	31
27.	Loblaw	30
28.	Davidson Contract Services	29



OCCUPATIONS BY FREQUENCY & LENGTH OF JOB POSTINGS

What jobs are hard to fill and/or in-demand?

	4 DIGIT NOC	4 DIGIT NOC NAME	SKILL LEVEL	POSTING COUNT ▾	AVG POSTING LENGTH IN DAYS	MEDIAN POSTING LENGTH IN DAYS
1.	7452	Material handlers	NOC Skill Level C	589	14.9	17
2.	6421	Retail salespersons	NOC Skill Level C	471	15.5	17
3.	6552	Other customer and information services representatives	NOC Skill Level C	406	15.8	17
4.	4412	Home support workers, housekeepers and related occupations	NOC Skill Level C	329	17.6	17
5.	7511	Transport truck drivers	NOC Skill Level C	262	17.1	16
6.	9619	Other labourers in processing, manufacturing and utilities	NOC Skill Level D	260	17.8	17
7.	7514	Delivery and courier service drivers	NOC Skill Level C	225	16.6	16
8.	6322	Cooks	NOC Skill Level B	224	17.9	16
9.	1241	Administrative assistants	NOC Skill Level B	214	16.4	17
10.	6731	Light duty cleaners	NOC Skill Level D	197	16.9	16
11.	7611	Construction trades helpers and labourers	NOC Skill Level D	168	16.7	17
12.	6711	Food counter attendants, kitchen helpers and related support occupations	NOC Skill Level D	154	15.9	16
13.	7271	Carpenters	NOC Skill Level B	140	15.9	17
14.	621	Retail and wholesale trade managers	NOC Skill Level A	136	17.6	17
15.	1414	Receptionists	NOC Skill Level C	126	16.2	17
16.	8612	Landscaping and grounds maintenance labourers	NOC Skill Level D	114	16.7	16
17.	1521	Shippers and receivers	NOC Skill Level C	110	16.6	17
18.	6622	Store shelf stockers, clerks and order fillers	NOC Skill Level D	105	11.6	15
19.	6733	Janitors, caretakers and building superintendents	NOC Skill Level D	101	17.8	17
20.	6513	Food and beverage servers	NOC Skill Level C	92	18.8	17
21.	1114	Other financial officers	NOC Skill Level A	91	16.3	17
22.	1221	Administrative officers	NOC Skill Level B	90	20.8	17
23.	7441	Residential and commercial installers and servicers	NOC Skill Level C	87	17.7	17
24.	6611	Cashiers	NOC Skill Level D	86	16.9	15
25.	1123	Professional occupations in advertising, marketing and public relations	NOC Skill Level A	85	16.6	17
26.	1431	Accounting and related clerks	NOC Skill Level C	69	16.8	17
27.	4163	Business development officers and marketing researchers and consultants	NOC Skill Level A	69	20.1	17
28.	4411	Home child care providers	NOC Skill Level C	68	25.4	22
29.	2225	Landscape and horticulture technicians and specialists	NOC Skill Level B	64	18.2	17

JOB POSTINGS BY 3-DIGIT NATIONAL OCCUPATION CLASSIFICATION

What jobs are hard to fill and/or in-demand?

	3 DIGIT NOC	3 DIGIT NOC NAME	SKILL LEVEL	POSTING COUNT ▾	AVG POSTING LENGTH IN DAYS	MEDIAN POSTING LENGTH IN DAYS
1.	745	Longshore workers and material handlers	NOC Skill Level C	589	14.9	17
2.	751	Motor vehicle and transit drivers	NOC Skill Level C	512	17.4	16
3.	642	Retail salespersons	NOC Skill Level C	471	15.5	17
4.	655	Customer and information services representatives	NOC Skill Level C	424	15.8	17
5.	441	Home care providers and educational support occupations	NOC Skill Level C	405	18.9	17
6.	673	Cleaners	NOC Skill Level D	355	18.0	17
7.	961	Labourers in processing, manufacturing and utilities	NOC Skill Level D	330	17.7	17
8.	632	Chefs and cooks	NOC Skill Level B	263	18.3	17
9.	124	Office administrative assistants - general, legal and medical	NOC Skill Level B	256	16.5	17
10.	122	Administrative and regulatory occupations	NOC Skill Level B	210	19.2	17
11.	152	Supply chain logistics, tracking and scheduling co-ordination occupations	NOC Skill Level C	205	16.7	17
					1 - 50 / 135	< >

JOB POSTINGS BY 2-DIGIT NATIONAL OCCUPATION CLASSIFICATION

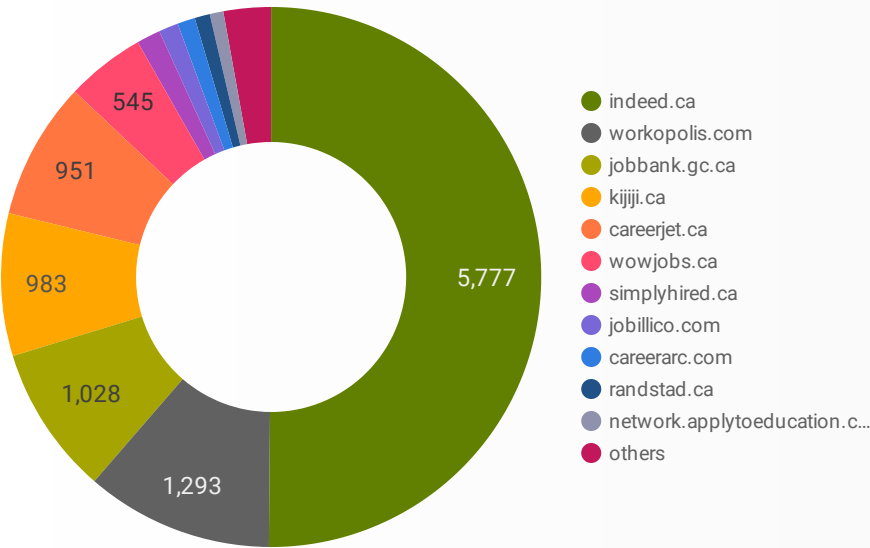
What jobs are hard to fill and/or in-demand?

	2 DIGIT NOC	2 DIGIT NOC NAME	SKILL LEVEL	POSTING COUNT ▾	AVG POSTING LENGTH IN DAYS	MEDIAN POSTING LENGTH IN DAYS
1.	74	Other installers, repairers and servicers and material handlers	NOC Skill Level C	681	15.4	17
2.	65	Service representatives and other customer and personal services occupations	NOC Skill Level C	673	17.1	17
3.	72	Industrial, electrical and construction trades	NOC Skill Level B	622	17.8	17
4.	75	Transport and heavy equipment operation and related maintenance occupations	NOC Skill Level C	591	17.2	16
5.	67	Service support and other service occupations, n.e.c.	NOC Skill Level D	526	17.4	16
6.	64	Sales representatives and salespersons - wholesale and retail trade	NOC Skill Level C	521	15.6	17
7.	12	Administrative and financial supervisors and administrative occupations	NOC Skill Level B	509	17.7	17
8.	44	Care providers and educational, legal and public protection support occupations	NOC Skill Level C	406	18.9	17
9.	63	Service supervisors and specialized service occupations	NOC Skill Level B	386	20.6	17
10.	14	Office support occupations	NOC Skill Level C	344	16.6	17
11.	96	Labourers in processing, manufacturing and utilities	NOC Skill Level D	330	17.7	17
					1 - 45 / 45	< >



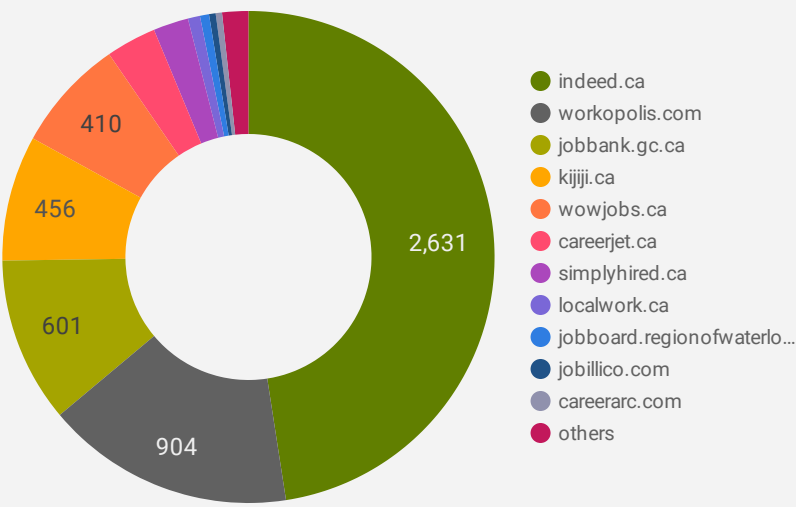
JOB POSTINGS BY JOB BOARD

What share of unique job postings appear on each job board?



COMPANIES BY JOB BOARD

What share of unique job postings appear on each job board?



JOB POSTING DETAILS BY JOB BOARD

How does job posting activity differ by job board?

	JOB BOARD	POSTING COUNT ▾	AVG POSTING LENGTH IN DAYS	MEDIAN POSTING LENGTH IN DAYS	# OF COMPANIES
1.	indeed.ca	5,777	16.9	17	2,631
2.	workopolis.com	1,293	14.9	15	904
3.	jobbank.gc.ca	1,028	25.8	16	601
4.	kijiji.ca	983	15.0	15	456
5.	careerjet.ca	951	11.0	8	183
6.	wowjobs.ca	545	16.0	16	410
7.	simplyhired.ca	164	15.6	16	128
8.	jobillico.com	135	15.6	11	24
9.	careerarc.com	122	39.0	17	23
10.	randstad.ca	105	24.0	31	1
11.	network.applytoeducation.com	94	5.1	4	4
12.	localwork.ca	69	28.8	31	44
13.	jobboard.regionofwaterloo.ca	67	79.1	35	33
14.	careerbuilder.ca	36	19.4	21	11
15.	agilec.ca	36	35.6	31	12
16.	www1.communitech.ca	22	26.3	31	13
17.	agcareers.com	15	20.8	18	9