



Workforce Planning Board of Waterloo Wellington Dufferin

JOB DEMAND REPORT JANUARY 2021

Job posting data collected by the Workforce Planning Board of Waterloo Wellington Dufferin from job boards and employer websites who recruit candidates in Waterloo Region, Wellington County, Guelph, and Dufferin County.

HIGHLIGHTS

JOB POSTINGS BY THE NUMBERS

TOTAL ACTIVE	NEW THIS MONTH	COMPANIES	JOB BOARDS
6,973	3,923	3,077	28

OF DAYS POSTED

AVERAGE	MEDIAN
25	15

REPORT BUILDER

The default filter selection below will show all job demand data for the month. You can use the filters to create a customized report for the purpose of understanding a subset of the data.

MUNICIPALITY	REGION	JOB TYPE
JOB DURATION	ADDITIONAL LANGUA...	QUICK FIND
JOB BOARD	SKILL LEVEL	
SKILL TYPE NAME / 1-DIGIT NATIONAL OCCUPATIONAL CLASSIFICATION CODE		
MAJOR GROUP / 2-DIGIT NATIONAL OCCUPATIONAL CLASSIFICATION CODE		
MINOR GROUP / 3-DIGIT NATIONAL OCCUPATIONAL CLASSIFICATION CODE		
UNIT GROUP / 4-DIGIT NATIONAL OCCUPATIONAL CLASSIFICATION CODE		
COMPANY OR EMPLOYMENT AGENCY		

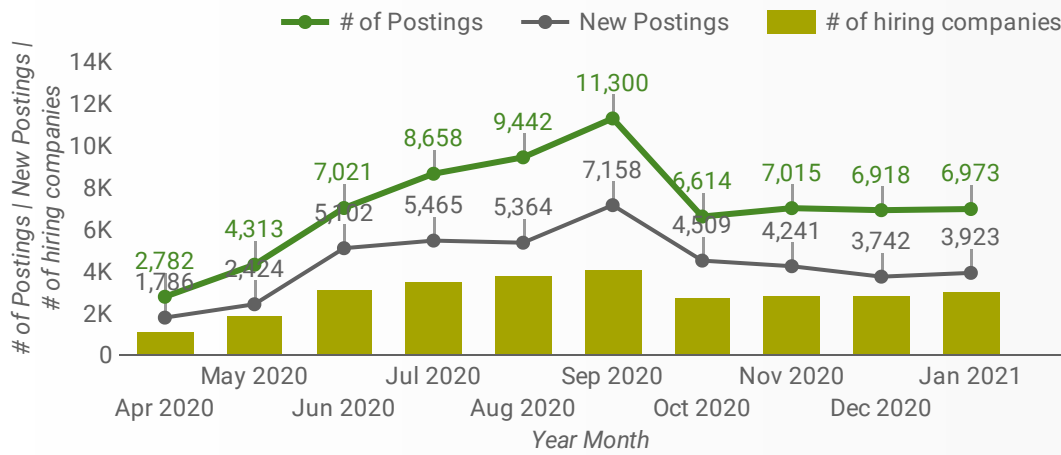


This project is funded in part by the
Government of Canada and the
Government of Ontario



JOB POSTINGS BY MONTH

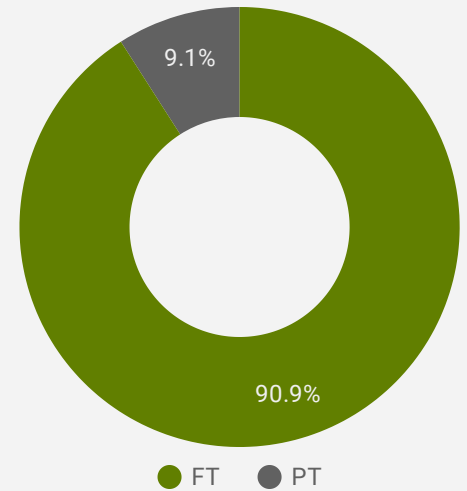
How many job postings were active for at least 1 day this month?



NOTE: This graph cannot be filtered using the controls on the cover page

JOB TYPE

Full-time vs Part-time



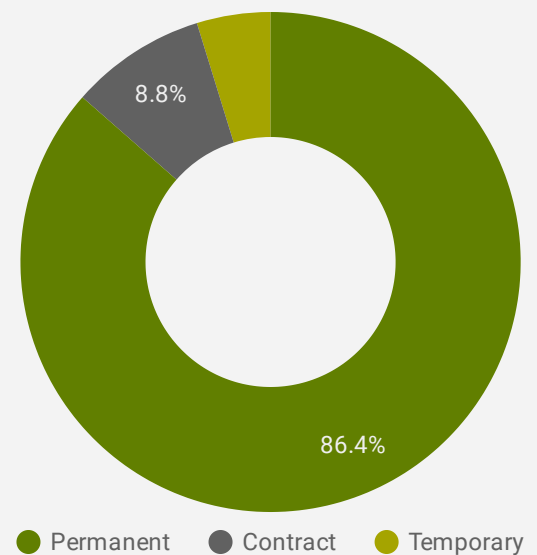
JOB POSTINGS BY REGION

Where are job opportunities being offered?

	MUNICIPALITY	POSTING COUNT	AVG POSTING LENGTH IN DAYS	MEDIAN POSTING LENGTH IN DAYS
1.	City of Kitchener	1,684	24.6	15
2.	City of Guelph	1,565	24.5	16
3.	City of Waterloo	1,132	23.9	16
4.	City of Cambridge	1,120	25.3	16
5.	Town of Orangeville	349	21.3	15
6.	Township of Centre Wellington	186	24.6	15
7.	Woolwich Township	156	33.5	15
8.	Township of Wellington North	141	24.9	15

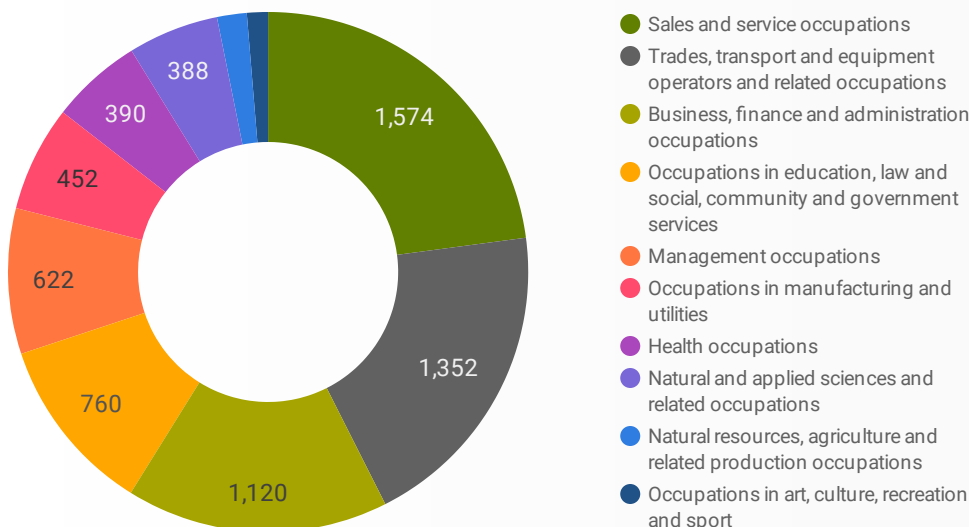
JOB DURATION

Permanency of jobs posted



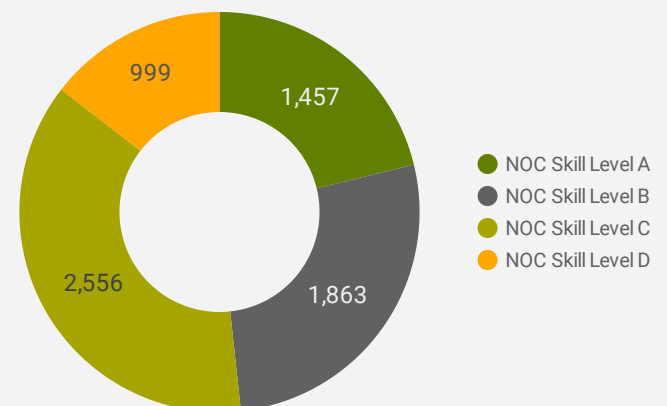
JOB POSTINGS BY SKILL TYPE

What skill type is being recruited?



JOB POSTINGS BY SKILL LEVEL

What education do occupations typically require?



Skill Level A = Usually University education | Skill Level B = Usually College education or Apprenticeship training | Skill Level C = Usually Secondary education or occupation-specific training | Skill Level D = Usually on-the-job training



TOP OCCUPATIONS

What kind of jobs are in-demand?

	4 DIGIT NOC NAME	POSTINGS COUNT
1.	Home support workers, housekeepers and related occupations	306
2.	Material handlers	305
3.	Retail salespersons	290
4.	Other labourers in processing, manufacturing and utilities	268
5.	Other customer and information services representatives	248
6.	Transport truck drivers	166
7.	Delivery and courier service drivers	152
8.	Light duty cleaners	146
9.	Administrative assistants	109
10.	Food counter attendants, kitchen helpers and related support occupations	98
11.	Cooks	97
12.	Retail and wholesale trade managers	96
13.	Receptionists	94
14.	Administrative officers	93
15.	Professional occupations in advertising, marketing and public relations	92
16.	Janitors, caretakers and building superintendents	82
17.	Construction trades helpers and labourers	80
18.	Other business services managers	71
19.	Accounting and related clerks	71
20.	Security guards and related security service occupations	67
21.	Home child care providers	66
22.	Computer network technicians	65
23.	Other financial officers	65
24.	Other sales related occupations	64
25.	Social workers	64
26.	Senior government managers and officials	62
27.	Landscaping and grounds maintenance labourers	60
28.	Automotive service technicians, truck and bus mechanics and mechanical repairers	58
29.	Dental assistants	57

TOP EMPLOYERS/AGENCIES

Who is hiring?

	COMPANY	POSTINGS COUNT
1.	Kijiji Jobs	230
2.	CareerJet	106
3.	Linamar Corp	55
4.	University of Waterloo	44
5.	Sun Life Financial	44
6.	Grand River Hospital	44
7.	Walmart Canada	41
8.	Home Depot Canada	40
9.	Amazon	39
10.	OpenText	38
11.	Lowe's	37
12.	Ontario FireWaterAir.ca	34
13.	Randstad Canada	30
14.	The Economical Insurance Group	30
15.	ATS Automation Tooling Systems Inc.	30
16.	St. Mary's General Hospital	29
17.	The City of Guelph	28
18.	CarePartners	28
19.	Schlegel Villages	27
20.	Region of Waterloo	26
21.	Farm Boy	25
22.	Loblaw Companies Limited	25
23.	Randstad	23
24.	Aerotek	23
25.	Homewood Health	22
26.	Headwaters Health Care Centre	22
27.	Express Employment Professionals	20
28.	Thresholds Homes and Supports	20



OCCUPATIONS BY FREQUENCY & LENGTH OF JOB POSTINGS

What jobs are hard to fill and/or in-demand?

	4 DIGIT NOC	4 DIGIT NOC NAME	SKILL LEVEL	POSTING COUNT ▾	AVG POSTING LENGTH IN DAYS	MEDIAN POSTING LENGTH IN DAYS
1.	4412	Home support workers, housekeepers and related occupations	NOC Skill Level C	306	22.2	15
2.	7452	Material handlers	NOC Skill Level C	305	29.9	18
3.	6421	Retail salespersons	NOC Skill Level C	290	23.3	16
4.	9619	Other labourers in processing, manufacturing and utilities	NOC Skill Level D	268	26.9	16
5.	6552	Other customer and information services representatives	NOC Skill Level C	248	23.1	16
6.	7511	Transport truck drivers	NOC Skill Level C	166	22.6	15
7.	7514	Delivery and courier service drivers	NOC Skill Level C	152	22.8	15
8.	6731	Light duty cleaners	NOC Skill Level D	146	27.4	15
9.	1241	Administrative assistants	NOC Skill Level B	109	23.8	15
10.	6711	Food counter attendants, kitchen helpers and related support occupations	NOC Skill Level D	98	24.2	16
11.	6322	Cooks	NOC Skill Level B	97	28.9	16
12.	621	Retail and wholesale trade managers	NOC Skill Level A	96	22.3	15
13.	1414	Receptionists	NOC Skill Level C	94	21.0	15
14.	1221	Administrative officers	NOC Skill Level B	93	22.1	15
15.	1123	Professional occupations in advertising, marketing and public relations	NOC Skill Level A	92	21.0	16
16.	6733	Janitors, caretakers and building superintendents	NOC Skill Level D	82	29.2	15
17.	7611	Construction trades helpers and labourers	NOC Skill Level D	80	21.5	15
18.	125	Other business services managers	NOC Skill Level A	71	20.1	15
19.	1431	Accounting and related clerks	NOC Skill Level C	71	23.6	16
20.	6541	Security guards and related security service occupations	NOC Skill Level C	67	29.4	15
21.	4411	Home child care providers	NOC Skill Level C	66	27.2	15
22.	2281	Computer network technicians	NOC Skill Level B	65	23.0	16
23.	1114	Other financial officers	NOC Skill Level A	65	19.4	15
24.	6623	Other sales related occupations	NOC Skill Level D	64	22.5	16
25.	4152	Social workers	NOC Skill Level A	64	22.8	15
26.	12	Senior government managers and officials	NOC Skill Level A	62	18.9	15
27.	8612	Landscaping and grounds maintenance labourers	NOC Skill Level D	60	21.4	15
28.	7321	Automotive service technicians, truck and bus mechanics and mechanical repairers	NOC Skill Level B	58	23.5	16
29.	3411	Dental assistants	NOC Skill Level C	57	24.6	16



JOB POSTINGS BY 3-DIGIT NATIONAL OCCUPATION CLASSIFICATION

What jobs are hard to fill and/or in-demand?

	3 DIGIT NOC	3 DIGIT NOC NAME	SKILL LEVEL	POSTING COUNT ▾	AVG POSTING LENGTH IN DAYS	MEDIAN POSTING LENGTH IN DAYS
1.	441	Home care providers and educational support occupations	NOC Skill Level C	374	22.9	15
2.	751	Motor vehicle and transit drivers	NOC Skill Level C	338	22.5	15
3.	961	Labourers in processing, manufacturing and utilities	NOC Skill Level D	306	27.9	16
4.	745	Longshore workers and material handlers	NOC Skill Level C	305	29.9	18
5.	642	Retail salespersons	NOC Skill Level C	290	23.3	16
6.	655	Customer and information services representatives	NOC Skill Level C	250	23.0	16
7.	673	Cleaners	NOC Skill Level D	248	27.2	15
8.	122	Administrative and regulatory occupations	NOC Skill Level B	194	22.8	15
9.	012	Senior managers - construction, transportation, production and utilities	NOC Skill Level A	194	21.3	15
10.	124	Office administrative assistants - general, legal and medical	NOC Skill Level B	140	24.9	15
11.	141	General office workers	NOC Skill Level C	134	21.6	15

1 - 50 / 132 < >

JOB POSTINGS BY 2-DIGIT NATIONAL OCCUPATION CLASSIFICATION

What jobs are hard to fill and/or in-demand?

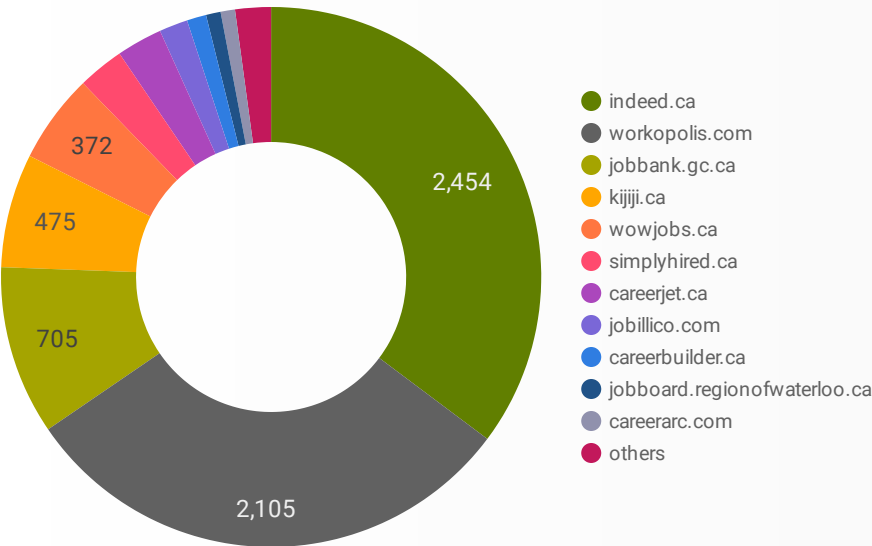
	2 DIGIT NOC	2 DIGIT NOC NAME	SKILL LEVEL	POSTING COUNT ▾	AVG POSTING LENGTH IN DAYS	MEDIAN POSTING LENGTH IN DAYS
1.	65	Service representatives and other customer and personal services occupations	NOC Skill Level C	385	25.4	16
2.	75	Transport and heavy equipment operation and related maintenance occupations	NOC Skill Level C	378	22.4	15
3.	44	Care providers and educational, legal and public protection support occupations	NOC Skill Level C	375	22.9	15
4.	12	Administrative and financial supervisors and administrative occupations	NOC Skill Level B	375	24.3	15
5.	67	Service support and other service occupations, n.e.c.	NOC Skill Level D	361	25.9	15
6.	74	Other installers, repairers and servicers and material handlers	NOC Skill Level C	358	29.0	18
7.	72	Industrial, electrical and construction trades	NOC Skill Level B	352	26.2	15
8.	64	Sales representatives and salespersons - wholesale and retail trade	NOC Skill Level C	327	22.7	16
9.	96	Labourers in processing, manufacturing and utilities	NOC Skill Level D	306	27.9	16
10.	01	Senior managers - construction, transportation, production and utilities	NOC Skill Level A	303	21.9	15

1 - 45 / 45 < >



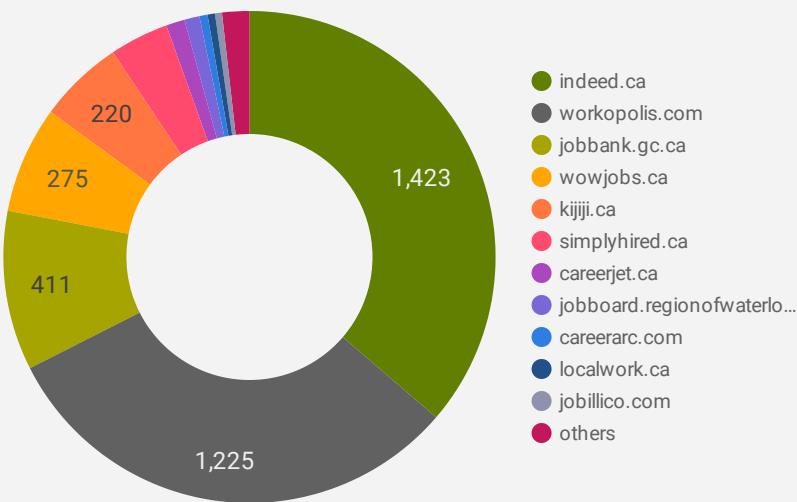
JOB POSTINGS BY JOB BOARD

What share of unique job postings appear on each job board?



COMPANIES BY JOB BOARD

What share of unique job postings appear on each job board?



JOB POSTING DETAILS BY JOB BOARD

How does job posting activity differ by job board?

	JOB BOARD	POSTING COUNT ▾	AVG POSTING LENGTH IN DAYS	MEDIAN POSTING LENGTH IN DAYS	# OF COMPANIES
1.	indeed.ca	2,454	37.2	35	1,423
2.	workopolis.com	2,105	14.9	15	1,225
3.	jobbank.gc.ca	705	35.4	17	411
4.	kijiji.ca	475	14.9	15	220
5.	wowjobs.ca	372	16.2	16	275
6.	simplyhired.ca	193	16.1	16	152
7.	careerjet.ca	191	4.7	4	48
8.	jobillico.com	119	18.2	10	18
9.	careerbuilder.ca	81	10.4	9	16
10.	jobboard.regionofwaterloo.ca	61	164.9	131	39
11.	careerarc.com	60	20.0	15	21
12.	agilec.ca	30	45.2	42	9
13.	randstad.ca	29	4.8	5	1
14.	localwork.ca	26	24.2	31	19
15.	agcareers.com	17	19.0	20	14
16.	charityvillage.com	12	15.0	15	9
17.	en.agilus.ca	6	7.0	8	1